VOLVO
for life

VOLVO

WIRING DIAGRAM S40 (04-)/V50

TP 3974202

2004

List of components 1:4

1/1	Battery
2/16	Relay, rear window wiper
2/17	Relay, horn
2/22	Relay, climate control system
2/23	Fuel pump relay
2/32	Main relay, engine management system
2/34	Relay, front fog lights
2/35	Relay, starter motor
2/63	Relay, high beam
2/64	Relay, auxiliary light (accessory)
2/80	Relay, reversing lights
2/82	Relay, heated rear window
2/89	Relay, interior lighting
2/92	Relay, windshield washer motor
2/93	Relay, rear window washer motor
2/142	Relay, pre-heater, fuel filter
2/159	Relay, infotainment
2/182	Relay, headlight washer motor
2/192	Relay, (230V), electric engine heater, Gasoline
2/192	Relay (230V), electric engine heater, Diesel
2/193	Relay, comfort functions
3/1	Ignition switch
3/4	Switch unit, cruise control (SWS)
3/6	Switch, hazard warning flashers
3/8	Switch, heated rear window/door mirror
3/9	Brake light contact
3/10	Reversing light contact
3/25	Switch, power sunroof
3/26	Switch unit, power driver's seat
3/27	Switch unit, power passenger seat
3/35	Switch, trunk/tailgate handle
3/37	Horn contact
3/39	Clutch pedal contact
3/46	Seat contact, passenger seat
3/47	Parking brake contact
3/60	Switch, auxiliary light
3/62	Hood alarm contact
3/74	Lock unit, driver's door
3/75	Lock unit, passenger door
3/76	Lock unit, left rear door
3/77	Lock unit, right rear door
3/78	Lock unit, trunk lid/tailgate
3/80	Switch, central locking, driver's door
3/81	Power window switches, driver's door
3/82	Switch, central locking, passenger door
3/83	Power window switch, passenger door
3/85	Power window switch, left rear door
3/86	Power window switch, right rear door
3/93	Belt buckle contact, driver's seat
3/94	Belt buckle contact, passenger seat
3/95	Spin control switch
3/111	Switch unit, lights
3/112	Climate Control Module (CCM)
3/117	Switch unit, ceiling light
3/126	Driver's Door Module (DDM)
3/127	Passenger Door Module (PDM)
3/128	Left Rear Door Module (LDM)
3/129	Right Rear Door Module (RDM)
3/155	Automatic transmission program selector
3/156	Gear Selector Module (GSM)
3/173	Switch, trunk lid/tailgate private lock
3/174	Switch, reduced alarm
3/217	Belt buckle contact, left rear
3/218	Belt buckle contact, center rear
3/219	Belt buckle contact, right rear
3/254	Steering Wheel Module (SWM)
3/255	Position sensor, driver's seat
3/256	Position sensor, passenger seat
3/267	Telematics switch unit
4/7	Combustion Preheater Module (CPM)
4/9	Supplemental Restraint System Module (SRS)
4/16	Brake Control Module (BCM)
4/28	Transmission Control Module (TCM)
4/31	Fan control module
4/33	Sunroof control module
4/46	Engine Control Module (ECM)
4/46	Engine Control Module (ECM), Diesel
4/52	Power Seat Module (PSM)
4/56	Central Electronic Module (CEM)
4/71	Cooling fan control module
4/78	Accessory Electronic Module (AEM)
4/83	Fuel pump control module
4/102	Steering Column Lock Module (SCL)
4/103	Remote Entry (RRX)
4/109	Glow plug control module
4/110	Trailer Module (TRM)
4/112	Control module, gas discharge lamp master, left
4/113	Control module, gas discharge lamp slave, right
5/1	Driver Information Module (DIM)
6/1	Wiper Motor Module (WMM)
6/2	Washer pump
6/16	Driver's seat motor, backrest rake
6/17	Driver's seat motor, front edge up/down
6/18	Driver's seat motor, rear edge up/down
6/19	Driver's seat motor, forward/aft
6/20	Passenger seat motor, forward/aft
6/25	Starter motor
6/26	Generator
6/28	Motor, passenger compartment fan
6/29	Motor, electric cooling fan
6/32	Rear window wiper motor
6/33	Fuel pump
6/35	Fuel pump, auxiliary heater
6/37	Lock motor, fuel filler flap
6/38	Left headlight adjustment motor
6/39	Right headlight adjustment motor
6/48	Damper motor, recirculation
6/62	Power driver's door mirror
6/63	Power passenger door mirror
6/64	Passenger seat motor, backrest rake
6/65	Passenger seat motor, front edge up/down
6/66	Passenger seat motor, rear edge up/down
6/67	Pump, fuel leakage control
6/71	Electrical Power Steering Module (EPS)
6/73	Coolant pump, auxiliary heater
6/95	Damper motor, temperature, left-hand side
6/96	Damper motor, temperature, right-hand side
6/102	Damper motor, defroster
6/103	Damper motor, floor/ventilation
6/104	Pump, high pressure headlight washer
6/114	Vacuum pump
6/117	Interior temperature sensor
6/120	Engine throttle body

List of components 2:4

7/3	Battery temperature sensor
7/4	Brake fluid level sensor
7/5	Washer fluid level sensor
7/6	Oil pressure sensor
7/8	Pressure sensor, climate control system
7/12	Solar sensor, twilight sensor and indicator alarm
7/15	Heated oxygen sensor, front
7/16	Coolant temperature sensor
7/17	Mass airflow sensor (MAF)
7/24	Front knock sensor
7/25	Pulse generator, Gasoline
7/25	Pulse generator, Diesel
7/31	ABS sensor, front left
7/32	ABS sensor, front right
7/41	Evaporator temperature sensor
7/51	Accelerator pedal sensor
7/56	ABS sensor, rear left
7/57	ABS sensor, rear right
7/61	Input speed sensor
7/62	Output speed sensor
7/69	Outside temperature sensor
7/71	Charge pressure sensor
7/74	Oil temperature sensor, automatic transmission
7/77	Temperature sensor, intake air
7/81	Pressure sensor, intake manifold
7/82	Heated oxygen sensor, rear
7/93	Occupant Weight Sensor (OWS)
7/100	Level sensor, alarm
7/108	Side impact sensor, rear left
7/109	Side impact sensor, rear right
7/110	Sensor, driver's seat temperature
7/111	Sensor, passenger seat temperature
7/115	Side impact sensor, front left
7/116	Side impact sensor, front right
7/120	Angle sensor, Bi-Xenon, rear
7/121	Angle sensor, Bi-Xenon, front
7/122	Mass movement sensor, front
7/123	Clutch pedal sensor
7/124	Brake pedal sensor
7/143	Fuel level sensor, pump side
7/149	Rain Sensor Module (RSM)
7/154	Fuel temperature sensor
7/156	Fuel pressure and temperature sensor, gasoline
7/158	Mass movement sensor, rear
7/159	Air quality sensor
7/162	Pressure sensor, fuel line
7/164	Body Sensor Cluster (BSC)
7/165	Pressure and temperature sensor, intake manifold
7/172	Camshaft position sensor, intake side
7/173	Camshaft position sensor, exhaust side
7/178	Right-hand front impact sensor
7/179	Left-hand front impact sensor
7/182	Remote control IR sensor, RTI
7/193	Position sensor, turbo
7/194	Belt pulley sensor, driver
7/195	Belt pulley sensor, passenger
8/3	Electromagnetic clutch, climate control system
8/6-10	Injectors
8/18	EVAP valve
8/19	Solenoid, variable valve timing, intake
8/28	Turbocharger control valve
8/30	Airbag igniter, driver's side
8/31	Airbag igniter, passenger side
8/32	Igniter, airbag stage 2, passenger side
8/33	Igniter, belt tensioner, driver's side
8/34	Igniter, belt tensioner, passenger side
8/36	Shift lock solenoid
8/37	Automatic transmission
8/38	Shift solenoid 1
8/39	Shift solenoid 2
8/40	Lock-up solenoid
8/41	Pressure solenoid
8/48	Auto-dimming rearview mirror
8/51	Side airbag igniter, driver's side
8/52	Side airbag igniter, passenger side
8/55	Igniter, left rear belt tensioner
8/56	Igniter, right rear belt tensioner
8/61	Igniter, airbag stage 2, driver's side
8/66	Igniter, left inflatable curtain
8/67	Igniter, right inflatable curtain
8/68	Bypass valve
8/71	Throttle solenoid
8/72	Shift solenoid 3
8/73	Shift solenoid 4
8/74	Shift solenoid 5
8/77	Control valve, fuel volume
8/81	Solenoid, variable valve timing outlet
8/82	Solenoid, variable turbo geometry
8/84	Switch, vacuum pump
8/92	Driver's lap belt tensioner
8/99	Igniter, steering column
8/119	Pressure monitor, climate control system
8/120	EGR valve
8/127	Pressure switch, climate control system
8/128	Driver's belt force limiter
8/129	Passenger belt force limiter
8/131	Cut-off valve, expansion tank
8/132	Control valve, intake
8/133	Control valve, fuel pressure
8/134	Solenoid, reverse interlock, manual
9/1	Front 12V outlet
9/2	Heated rear window
9/12	Seat Heater Module (SHM), driver's side
9/13	Seat Heater Module (SHM), passenger side
9/16	Heating element, driver's seat backrest
9/17	Heating element, passenger seat backrest
9/18	Heating element, driver's seat cushion
9/19	Heating element, passenger seat cushion
9/25	Rear 12V outlet
9/30	Auxiliary heater
9/32	PTC resistor, oil trap
9/33	Heated driver's door mirror
9/34	Heated passenger door mirror
9/38	Heated fuel filter
9/41	PTC element

List of components 3:4

10/1	Lamp housing, front left
10/2	Lamp housing, front right
10/3	License plate lighting
10/5	Fog light, front left
10/6	Fog light, front right
10/11	Position/parking light, front left
10/12	Position/parking light, front right
10/13	Direction indicator, front left
10/14	Direction indicator, front right
10/15	Direction indicator, driver's door mirror
10/16	Direction indicator, passenger door mirror
10/17	Lamp housing, rear right
10/18	Lamp housing, rear left
10/19	Auxiliary brake light
10/22	Ceiling light
10/24	Cargo compartment lighting
10/25	Ceiling light, cargo compartment
10/29	Glove compartment lighting
10/43	Brake light, right
10/44	Taillight 1, right
10/45	Taillight 2, right
10/46	Fog light, right rear
10/47	Direction indicator, right rear
10/48	Reversing light, right
10/50	Brake light, left
10/51	Taillight 1, left
10/52	Taillight 2, left
10/53	Fog light, left rear
10/54	Direction indicator, left rear
10/55	Reversing light, left
10/64	High beam, right
10/65	Auxiliary light, front right
10/66	Low beam, right
10/68	High beam, left
10/69	Auxiliary light, front left
10/70	Low beam, left
10/97	Courtesy lighting, left
10/102	Courtesy lighting, right
10/114	Vanity mirror lighting, left
10/115	Vanity mirror lighting, right
10/148	Lighting, driver's door mirror
10/149	Lighting, passenger door mirror
10/150	Rear reading light
15/31	Engine compartment distribution box
16/1	Infotainment Control Module (ICM)
16/3	Speaker, passenger door
16/4	Speaker, driver's door
16/5	Speaker, right rear door
16/6	Speaker, left rear door
16/9	Window antenna
16/10	Horn 1
16/11	Horn 2
16/16	Window antenna amplifier
16/26	Center speaker, dashboard
16/26	Center speaker, dashboard, RTI
16/35	Siren Control Module (SCM)
16/46	RTI Display
16/47	GPS antenna RTI
16/49	Traffic Message Channel Module (TMC)
16/55	Tweeter, driver's door
16/56	Tweeter, passenger door
16/60	Phone Module (PHM)
16/62	Hand unit, cellular phone
16/64	Antenna, cellular phone
16/79	Subwoofer Module (SUB)
16/93	Control module, cellular phone handsfree
16/94	AM/FM Tuner Module (AFM)
16/98	Microphone
16/105	Audio Module (AUD)
16/107	Media Player Module (MPM)
16/108	Multimedia Module (MMM)
16/126	Holder, cellular phone handsfree
16/127	Microphone, cellular phone handsfree
16/136	Tweeter, left rear door
16/137	Tweeter, right rear door
16/138	Window antenna, right rear
16/139	Global Positioning System Module (GPS)
16/140	SIM card reader
16/141	Interference filter, rear window, left
16/142	Interference filter, rear window, right
17/13	Data link connector
17/19	12V outlet, cargo compartment
17/37	4-pin outlet, towbar cable harness
17/38	7-pin outlet, towbar cable harness
17/39	13-pin outlet, towbar cable harness
18/4	Contact reel
20/3-7	Spark plug and ignition coil
20/22-25	Glow plug
31/3	Ground connection, Left MacPherson strut tower
31/4	Ground connection, Engine
31/6	Ground connection, A-post, driver's side
31/10	Ground connection, A-post, passenger side
31/11	Ground connection, Rear left side, S40
31/11	Ground connection, Rear left side, V50
31/12	Ground connection, Rear right side, S40
31/12	Ground connection, Rear right side, V50
31/52	Ground connection, Left MacPherson strut tower
31/66	Ground connection, Left B-post
31/67	Ground connection, Right B-post
31/80	Ground connection, Left MacPherson strut tower
31/83	Ground connection, A-post, driver's side
31/84	Ground connection, A-post, passenger side
31/88	Ground connection, Engine
31/89	Ground connection, Engine
31/102	Ground connection, Front member, Gasoline
31/102	Ground connection, Front member, Diesel
31/110	Ground connection, Right MacPherson strut tower
31/112	Ground connection, Right MacPherson strut tower
31/114	Ground connection, Left MacPherson strut tower
31/115	Ground connection, Left A-post
31/116	Ground connection, Right A-post
31/119	Ground connection, Left MacPherson strut tower

List of components 4:4

63/no.	Junction point
64/12	Connector
64/18	Connector
64/25G	Connector
64/30	Connector
64/31	Connector
64/40	Connector
64/41	Connector
64/43	Connector
64/45	Connector
64/47	Connector
64/48	Connector S40
64/48	Connector V50
64/50	Connector
64/51	Connector
64/79V	Connector
64/90	Connector
64/111	Connector, E.E
64/111	Connector, L.E
64/112	Connector
64/113	Connector, E.E
64/113	Connector, L.E
64/322	Connector
64/425	Connector
64/545	Connector
64/599	Connector
64/600	Connector
64/814	Connector
64/815	Connector
64/816	Connector
64/817	Connector
64/861	Connector
64/862	Connector
64/977A	Connector
64/978	Connector
64/979	Connector
64/979G	Connector
F/no.	Fuse
F/no.	Fuse
FH/no.	Fuse in the holder
PF/no.	Main fuse near the battery
R/no.	Relay
R/no.	Relay
R/no.	Relay
10X/17	Connector, original car interface
10X/18	Connector, original car interface
16X/105	Connector, original car interface
17X/19	Connector, original car interface
64X/12	Connector, original car interface
64X/322	Connector, original car interface

Vehicles with SRS (Airbag)/SIPS bag/IC (Inflatable Curtain)

Warning!

Extra caution must be exercised when working on vehicles equipped with SRS/SIPS bag/IC in order to avoid:
1. Personal injuries when performing repair work.
2. Damage or malfunction of the SRS/SIPS bag/IC system.

Work involving the SRS/SIPS bag/IC systems or other components in the vehicle that may affect the SRS/SIPS bag/IC systems must always be performed by an authorized Volvo workshop.
In case of doubt, consult the SRS and SIPS bag/IC service manual.

Is the vehicle equipped with SRS/SIPS bag/IC ?

Vehicles with SRS are most easily recognized by the letters SRS in the center of the steering wheel. If the vehicle also has a passenger side airbag, the letters SRS are stamped on the dashboard above the glove compartment. SRS vehicles from 1993 and onward also have explosive seat belt tensioners. SIPS bags are only installed on SRS vehicles from 1995 and onward. SIPS bag decals are located on the windshield and seat compartment. Vehicles with IC can be recognized by the letters IC on the C/D panel (4 door) or the B panel (5 door).

General recommendations

- Be especially careful when working on or around SRS, SIPS, and IC components.
- Make sure that no wires are pinched, frayed, or pierced.
- Never install accessories by the sensors.
- Where applicable, work on the steering wheel, steering shaft, or steering gear must be done in accordance with the methods in the SRS section of VADIS.
- Certain components of the aforementioned systems must be grounded while working. Read the appropriate sections in VADIS.
- Install no accessories in the areas between the A and B posts, the B and C posts, and the C and D posts.

Test terminal

Data link connector in the passenger compartment.

Changes introduced up to October 2003
Any changes made to the vehicles after this date are not included in the manual. If necessary refer to service bulletins.

Volvo models are sold in versions adapted for different markets. These adaptations depend on factors such as legal requirements, taxation, and market demands.
This manual may therefore include illustrations and text that do not apply to the vehicles in your country.

© Volvo Car Corporation

Table of Contents 1:2

Vehicles with SRS (Airbag)/SIPS bag/IC (Inflatable Curtain) ... 2
Abbreviations ... 5
How to use the wiring diagrams 1:2 ... 6
Electrical distribution 1:2 ... 8

Fuses

Engine compartment distribution box F1-F8 ... 10
Engine compartment distribution box F9-F18 ... 11
Engine compartment distribution box F20-F32 ... 12
Engine compartment distribution box F33-FH1 ... 13
Central Electronic Module (CEM) F43-F52 ... 14
Central Electronic Module (CEM) F53-F66 ... 15
Central Electronic Module (CEM) F67-F86 ... 16
Battery, PF1-PF2 ... 17

Relays

Ignition switch and relays ... 18
Engine compartment distribution box R2-R14 ... 19
Central Electronic Module (CEM) R15-R18 ... 20
Relays - soldered ... 21

Ground connections

Overview ... 22
31/3 - 31/10 ... 23
31/11 - 31/66 ... 24
31/67 - 31/84 ... 25
31/88 - 31/114 ... 26
31/115 - Ground connections in chassis ... 27

Control modules

Overview of locations ... 28
Overview of designations ... 29
Central Electronic Module (CEM) 1:2 ... 30
Low speed CAN data communication 1:2 ... 32
LIN data communication 1:2 ... 34
High speed CAN data communication ... 36
Data communication MOST ... 37
Start Control Module (SCU) ... 38
Accessory Electronic Module (AEM) ... 39

Group 23 Fuel system

Engine management system, 5-cyl 1:2 ... 40
Engine management system, 5-cyl Turbo 1:2 ... 42
Engine management system, Diesel 1:2 ... 44
Emission control, 5-cyl ... 46
Emission control, 5-cyl Turbo ... 47

Group 26 Cooling system

Cooling fan ... 48
Cooling fan Diesel ... 49

Group 27 Engine control

Cruise control ... 50
Cruise control, Diesel ... 51

Group 32 Generator and voltage regulator

Power supply ... 52
Power supply, Diesel ... 53

Group 33 Starting system

Starting system ... 54
Starting system, Diesel ... 55

Group 35 Lighting

High and low beam ... 56
High and low beam (Bi-Xenon) ... 57
Manual beam length adjustment ... 58
Automatic head light leveling (Bi-Xenon) ... 59
Position/parking lights,Tail lights ... 60
Position/parking lights, Tail lights (Bi-Xenon) ... 61
Fog lights ... 62
Fog lights LHD, Japan ... 63
Brake lights ... 64
Reversing lights ... 65
Interior lighting 1:2 ... 66
Instrument and control illumination ... 68
Follow-me-home lighting ... 69
Auxiliary light ... 70

Group 36 Additional electrical equipment

Rain Sensor ... 71
Direction indicators and warning lights ... 72
Direction indicators and warning lights (Bi-Xenon) ... 73
Windshield wiper/washer ... 74
Headlight washer ... 75
Wiper/washer, rear window ... 76
Horn ... 77
Electronic immobilizer / Steering Column Lock Module (SCL) ... 78
Anti-theft alarm ... 79
Accessory Electronic Module (AEM) ... 80

Group 37 Wiring and fuses

Diagnostics system ... 81
12V outlet ... 82
Towbar cable harness, 4-pin ... 83
Towbar cable harness, 7-pin ... 84
Towbar cable harness, 13-pin ... 85

Group 38 Instruments

Seat belt reminder ... 86
Driver information module ... 87

Group 39 Other

Audio 1:2 ... 88
Cellular phone 1:2 ... 90
Multimedia & traffic information ... 92
Subwoofer ... 93
Handsfree ... 94

Table of Contents 2:2

Group 43 Transmission
Automatic transmission AW55-51 95
Shift interlock 96
Transmission M66 97

Group 59 Brake system
Brake control system 98
Brake control system & STC 99
Brake control system & DSTC 100

Group 64 Steering
Electronic power steering 101

Group 83 Doors and openings
Central locking, front doors 102
Central locking, rear doors 103
Central locking, trunk lid/tailgate 104
Child safety lock 105
Central locking, fuel filler flap 106
Signal receiver, remote-control, central locking 107
Power windows, front doors 108
Power windows, rear doors 109
Power sunroof 110

Group 84 Exterior decorative elements etc.
Power door mirrors 111
Heated door mirrors 112
Heated rear window 113

Group 85 Interior equipment
Power driver's seat with memory function, left 114
Power driver's seat with memory function, right 115
Power seat, LHD left 116
Power seat, LHD right 117
Power seat, RHD right 118
Power seat, RHD left 119
Heated seats 120

Group 87 Climate controls
Parking heater, auxiliary heater 121
Climate control system 1:2 122
Climate control system, Diesel 1:2 124
Climate control system PTC element 126
Relay, electric engine heater 127

Group 88 Internal equipment
Supplemental Restraint System (SRS) 1:2 128
Rearview mirror with Auto-dimming 130

Connectors 131

Junction points 150

Cable harness routing in vehicle
Engine harness, Gasoline 5 cyl 157
Engine harness, Gasoline 5-cyl Turbo 157
Engine compartment harness 158
Dashboard harness 159
Infotainment harness 160
Floor harness 161
Roof harness, S40 162
Roof harness, V50 163
Tunnel harness 164
Driver's door harness 165
Passenger door harness 165
Right rear door harness 166
Left rear door harness 166
Trunk lid/tailgate harness, S40 167
Trunk lid/tailgate harness, V50 167

Component illustrations 168

Index 208

List of components 1:4

Explanations
Abbreviations

Groups

Group 23	= Fuel system
Group 26	= Cooling system
Group 27	= Engine controls
Group 32	= Generator and voltage regulator
Group 33	= Starting system
Group 35	= Lighting
Group 36	= Additional electrical equipment
Group 37	= Wiring and fuses
Group 38	= Instruments
Group 39	= Other
Group 43	= Transmission
Group 59	= Brake system
Group 64	= Steering
Group 83	= Doors and openings
Group 84	= Exterior decorative elements etc.
Group 85	= Interior equipment
Group 87	= Climate controls
Group 88	= Internal equipment

Ignition switch symbols

X	= Accessories (audio position)
S	= Powered upon insertion of key
15	= Contact remains connected during start
15l	= Contact is broken while starting
30	= Constant power from the battery
50	= Start

Countries/Markets

A	= Austria
AUS	= Australia
B	= Belgium
CDN	= Canada
CH	= Switzerland
D	= Germany
DK	= Denmark
E	= Spain
EU/OS	= Markets outside USA and Canada
FIN	= Finland
GB	= Great Britain
ISR	= Israel
J	= Japan
KOR	= Korea
N	= Norway
NL	= Netherlands
S	= Sweden
USA	= United States of America
WEU	= Western Europe

Other

AUDIO	= Audio system
AUTO	= Automatic transmission
DIESEL	= Diesel
DSTC	= Dynamic Stability Traction Control
ECC	= Electronic climate control system
E.E	= Early edition
EXT. X	= Extended X-feed
HISPEED	= High speed data bus
L.E	= Late edition
LHD	= Left-hand drive
LOSPEED	= Low speed data bus
MAN	= Manual transmission
MMS	= Mass Movement Sensor
PCL	= Power Child Lock
GASOLINE	= Gasoline
RHD	= Right-hand drive
RTI	= Road Traffic Information
SRS	= Airbag
STC	= Stability Traction Control
T	= Turbocharged engine
W/O	= Without
4CYL	= 4-cylinder engine
5CYL	= 5-cylinder engine

Colors

BK	= Black
BN	= Brown
BU	= Blue
GN	= Green
GY	= Gray
LGN	= Light Green
OG	= Orange
PK	= Pink
RD	= Red
VT	= Violet
WH	= White
YE	= Yellow

How to use the wiring diagrams 1:2

The descriptions below apply in general to all wiring diagram manuals, although not all sections are necessarily contained in this manual.

A. Component designation

Every component has a component designation that consists of two parts.

The first part is a type number that describes the type of component in question, for example 3/xx.

The second part of the designation is a serial number, e.g. x/2.

Together, this constitutes a component designation, e.g. 3/2.

At the end of the manual is a list of components, where, with the help of the component designation, you can read off the name of the component, for example, 3/2 = light switch.

List of type numbers

The list shows which type of component that respective type numbers refer to, for example, 3/x = switch, 6/x = electric motor, etc.

1	Battery
2	Relay
3	Switch
4	Control module
5	Driver information module
6	Electric motor
7	Sensor
8	Actuator
9	Heating element
10	Lamp
11	Fuse
15	Electrical distribution rail/box
16	Audio
17	Service/diagnostics
18	Contact reel
19	Meter
20	Ignition component/shunt
27	Optics
31	Ground connection
63	Junction point
64	Connector

B. Junction points

The wiring diagrams contain numbered junction points, e.g. 63/352.

This manual contains a section with a list of junction points. This list shows all the components that are connected to each junction point.

The location of the junction points is shown in the "Cable harness routing in vehicle" section.

C. Connectors

Connectors provide a bridge between two cables harnesses and are described in the "Connectors" section.

D: Electrical distribution

Operation of the fuses and relays is shown in the "Electrical distribution" section.

E. Data communication

Today’s cars contains CAN and MOST networks that transfer information. Connections to these networks are not shown in their entirety in the respective wiring diagram. Complete information on CAN and MOST communication is found in the section "Control modules".

F. Abbreviations

A number of different abbreviations are used in the manual. These are explained in the section "Abbreviations".

G. Component location

There is a section at the end of the manual in which the appearance and location of components is described in numerical order.

How to use the wiring diagrams 2:2

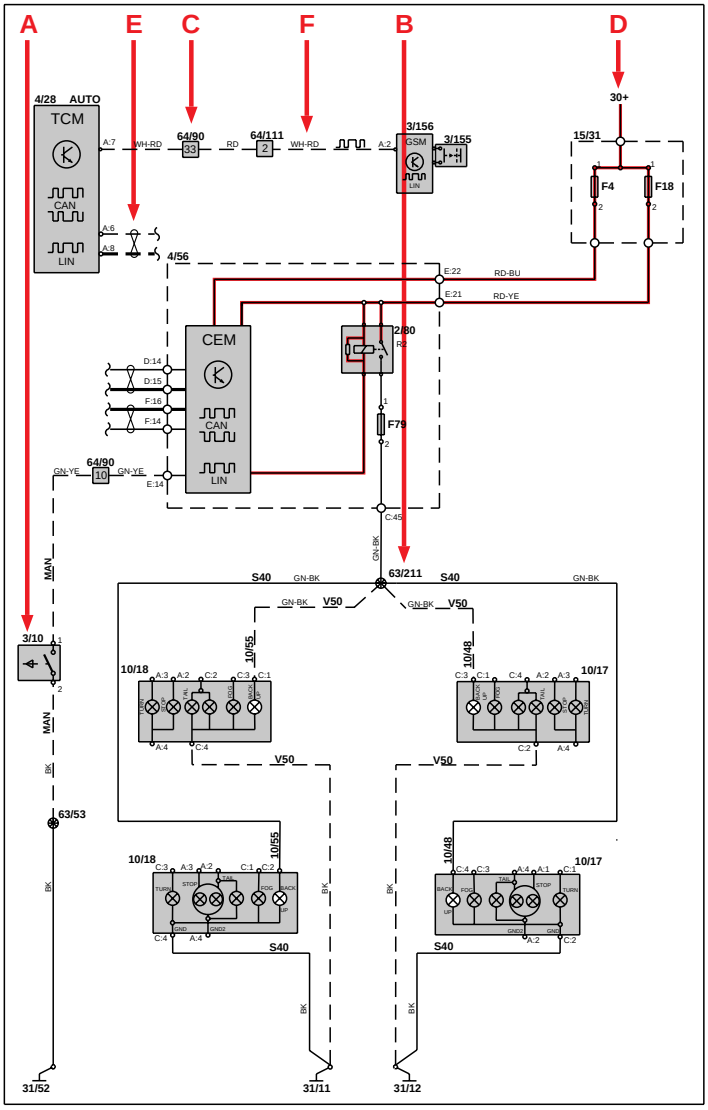

List of symbols

- = System voltage
- = Ground connection via wiring
- = Ground connection on component/chassis
- = Screened wire
- = Junction point
- = Twisted cable
- = Electrical connection
- = Variant
- = CAN communication
- = CAN high data signal (CAN H)
- = CAN low data signal (CAN L)
- = MOST communication
- = LIN communication
- = DIN cable, coaxial cable, etc.
- = Data communication
- = CAN communication
- = Connection with distribution box
- = Further connection to...
- 1 = Connector between cable harnesses
- 1 = Connector connected to component

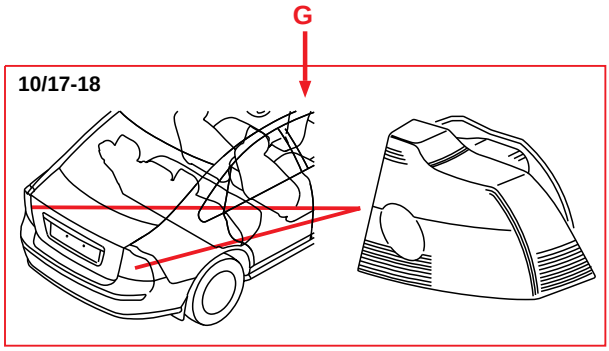

Electrical distribution 1:2
Overview

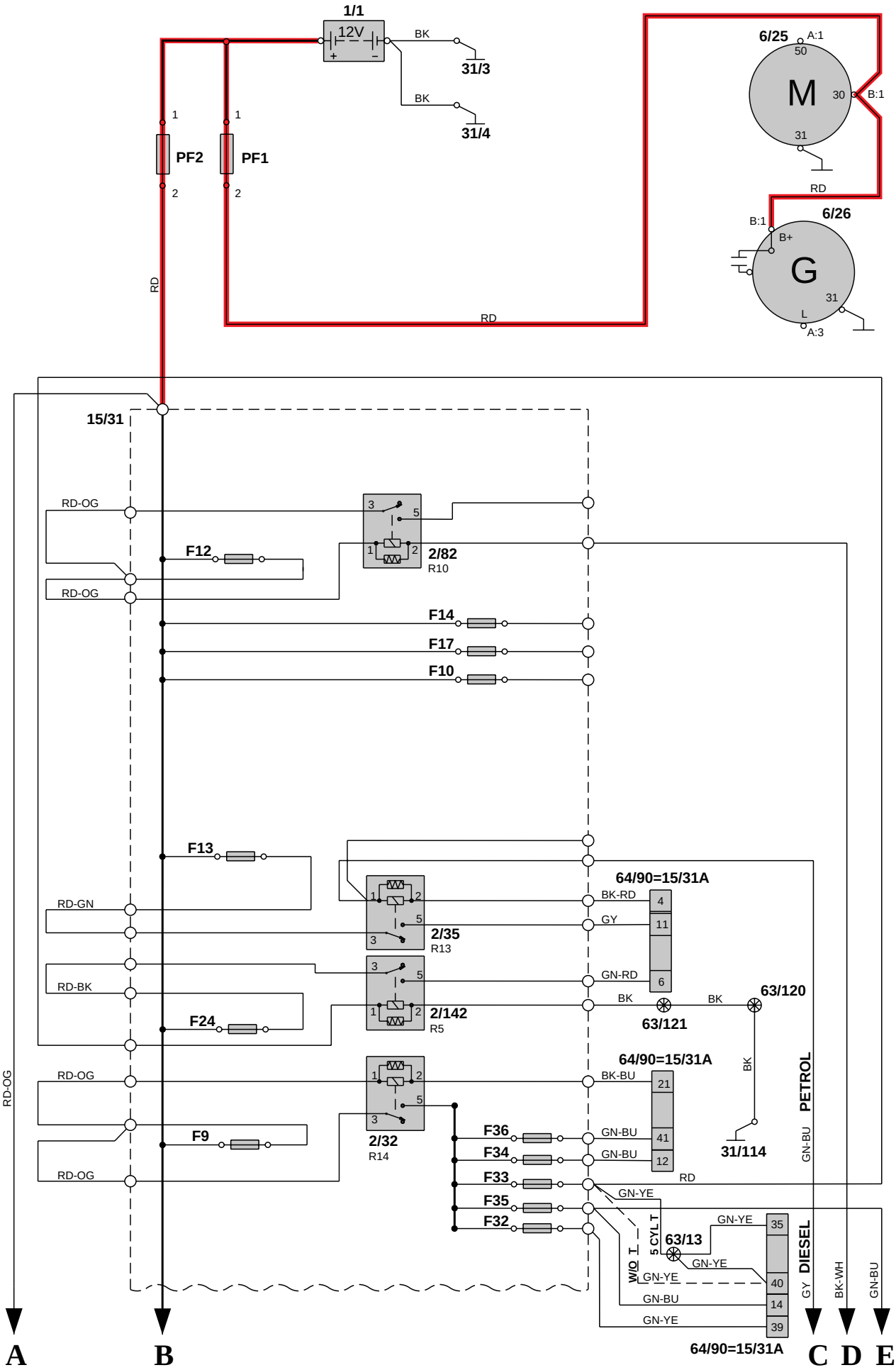

Electrical distribution 2:2
Overview

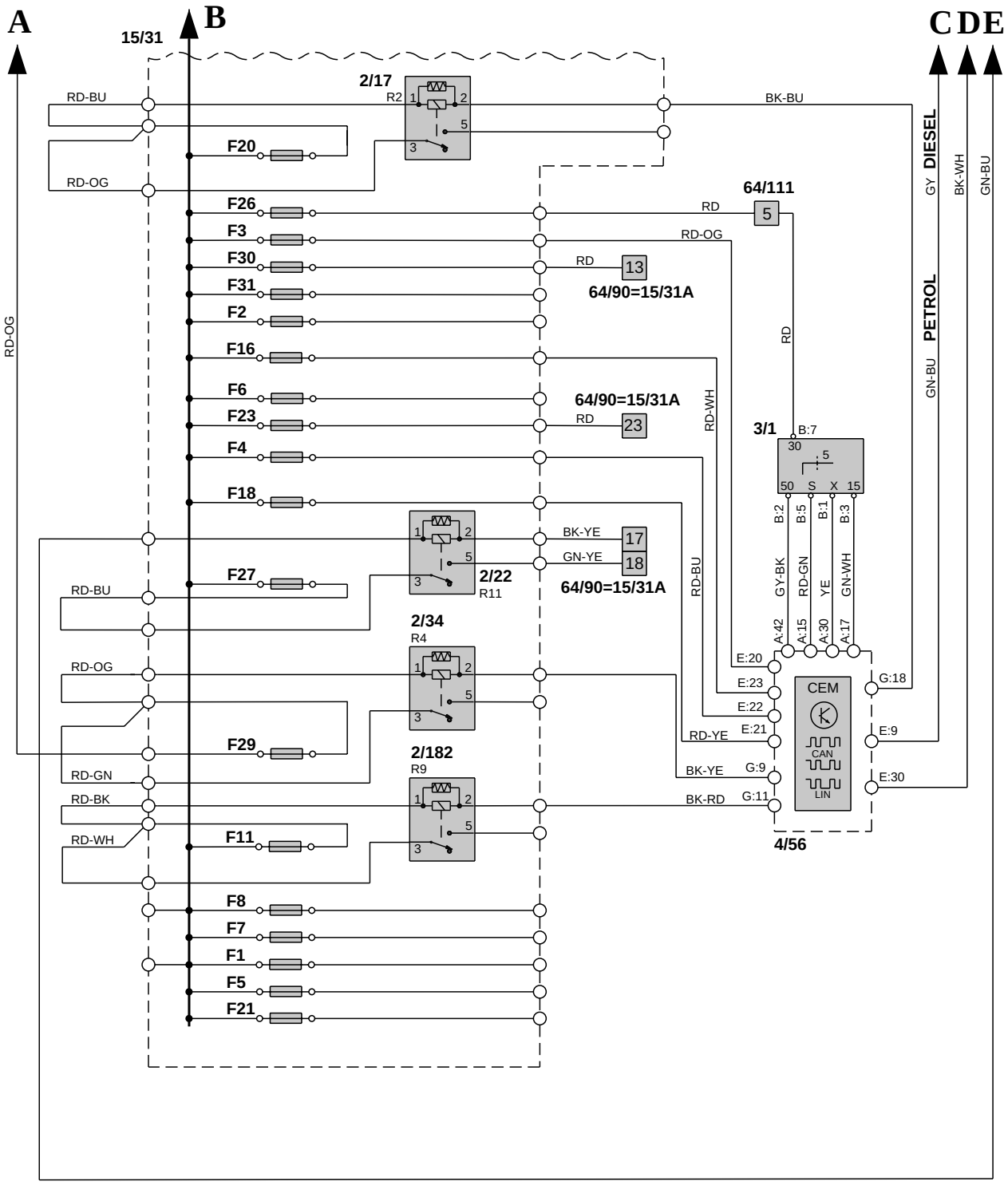

Fuses
Engine compartment distribution box F1-F8

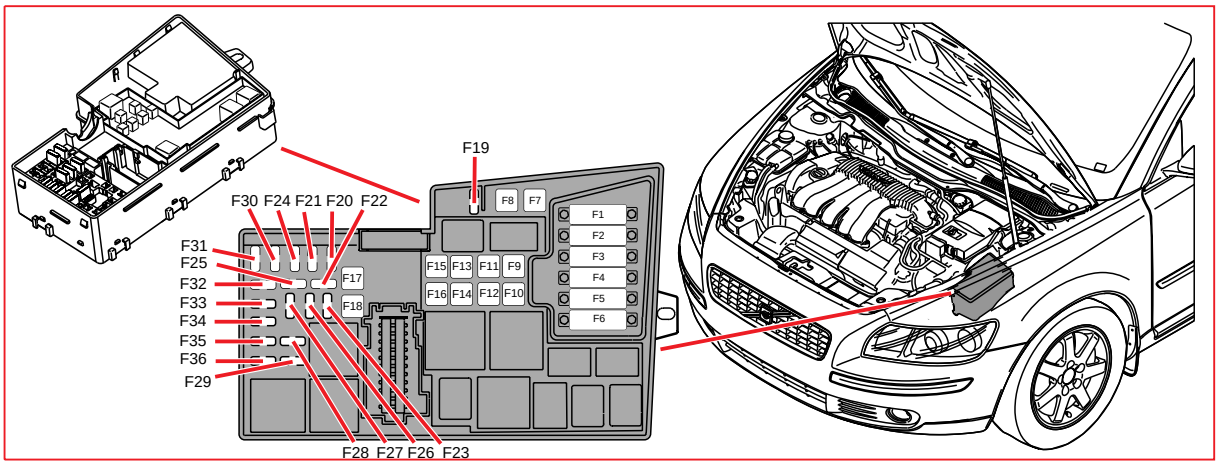

15/31 Engine compartment distribution box

No.	Fuse function		via	A
F1	4/71	Cooling fan control module	-	50
F2	6/71	Electrical Power Steering Module (EPS)	-	80
F3	2/193	Relay, comfort functions	-	60
	F45	Fuse in the Central Electronic Module (CEM)	2/193	
	F48-F49	Fuses in the Central Electronic Module (CEM)	2/193	
	F60-F61	Fuses in the Central Electronic Module (CEM)	2/193	
	F62-F63	Fuses in the Central Electronic Module (CEM)	-	
	F68-F69	Fuses in the Central Electronic Module (CEM)	2/193	
	F84-F85	Fuses in the Central Electronic Module (CEM)	-	
F4	2/63	Relay, high beam	-	60
	4/56	Central Electronic Module (CEM)	-	
	8/134	Solenoid, reverse interlock, manual	4/56	
	F58-F59	Fuses in the Central Electronic Module (CEM)	2/63	
	F74	Fuses in the Central Electronic Module (CEM)	-	
	F77	Fuses in the Central Electronic Module (CEM)	-	
F5	9/41	PTC element, Diesel	-	80
F6	4/109	Glow plug control module	-	60
F7	4/16	Brake Control Module (BCM), pump	-	30
F8	4/16	Brake Control Module (BCM), valves	-	20

continues

Engine compartment distribution box F9-F18

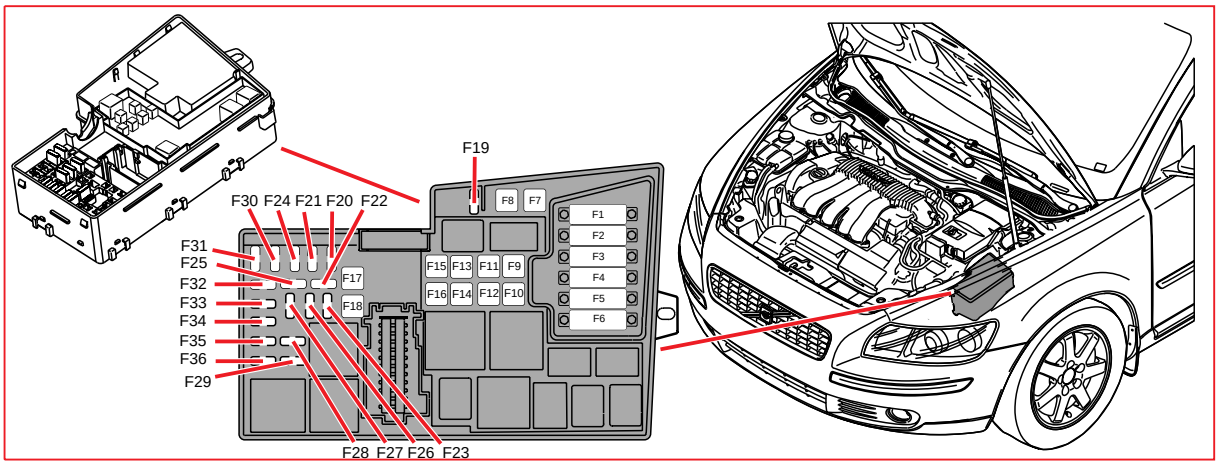

15/31 Engine compartment distribution box

No.	Fuse function		via	A
F9	2/32 F32-F36	Main relay, engine management system Fuses in the engine compartment distribution box	- 2/32	30
F10	4/31	Fan control module	-	40
F11	2/182 6/104	Relay, headlight washer motor Pump, high pressure headlight washer	- 2/182	20
F12	2/82 9/2	Relay, heated rear window Heated rear window	- 2/82	30
F13	6/25	Starter motor	2/35	30
F14	4/110	Trailer Module (TRM)	-	40
F16	2/159 16/105 F43 F64 F65-F67	Relay, infotainment Audio Module (AUD) Fuse in the Central Electronic Module (CEM) Fuse in the Central Electronic Module (CEM) Fuses in the Central Electronic Module (CEM)	- - - - 2/159	30
F17	6/1	Wiper Motor Module (WMM)	-	30
F18	2/80 2/89 4/56 F46-F47 F56-F57 F79 F81-F83 F86	Relay, reversing lights Relay, interior lighting Central Electronic Module (CEM) Fuses in the Central Electronic Module (CEM) Fuses in the Central Electronic Module (CEM) Fuse in the Central Electronic Module (CEM) Fuses in the Central Electronic Module (CEM) Fuse in the Central Electronic Module (CEM)	- - - 2/89 - 2/80 - 2/89	40

continues

Fuses
Engine compartment distribution box F20-F32

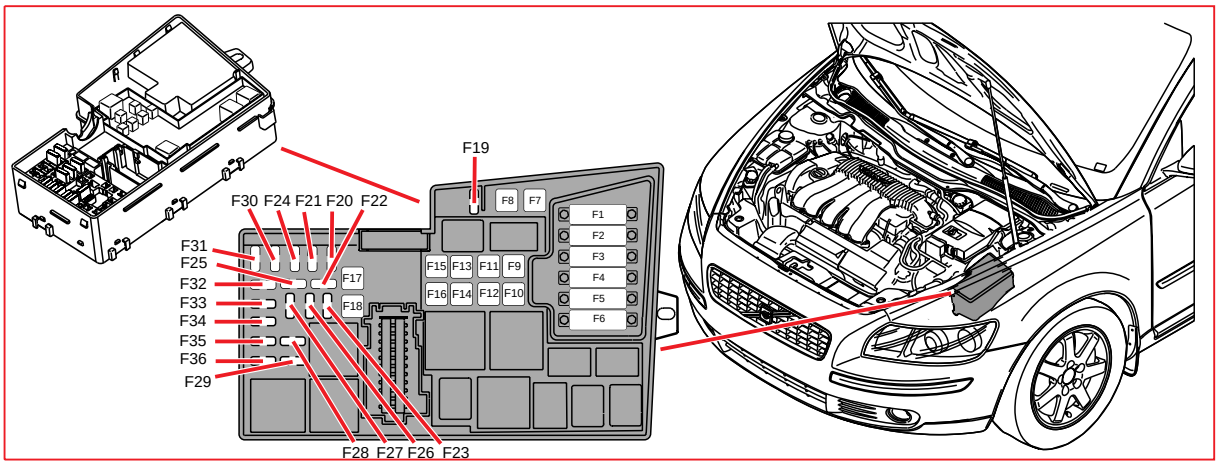

15/31 Engine compartment distribution box

No.	Fuse function		via	A
F20	2/17 16/10 16/11	Relay, horn Horn 1 Horn 2	- 2/17 2/17	15
F21	4/7	Combustion Preheater Module (CPM)	-	20
F23	4/28 4/46	Transmission Control Module (TCM) Engine Control Module (ECM)	- -	10
F24	9/38	Heated fuel filter, Diesel	2/42	20
F26	2/35 3/1 4/46 4/56 F44 F51-F54 F73	Relay, starter motor Start Control Module (SCU) Engine Control Module (ECM) Central Electronic Module (CEM) Fuse in the Central Electronic Module (CEM) Fuses in the Central Electronic Module (CEM) Fuse in the Central Electronic Module (CEM)	3/1 4/56 3/1 3/1 3/1 3/1 3/1	15
F27	8/3	Electromagnetic clutch, climate control system	2/22	10
F29	2/34 10/5 10/6	Relay, front fog lights Fog light, front left Fog light, front right	- 2/34 2/34	15
F30	4/46	Engine Control Module (ECM), Diesel	-	3
F31	6/26	Generator, Diesel	-	10
F32	8/6-8/10	Injectors, Gasoline	-	10

continues

Engine compartment distribution box F33-FH1

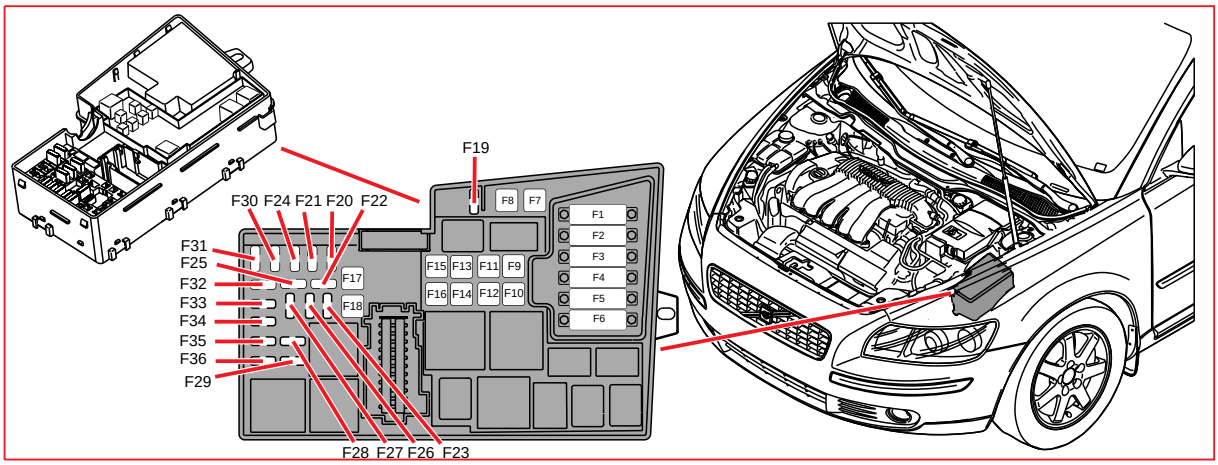

15/31 Engine compartment distribution box

No.	Fuse function		via	A
F33	2/142	Relay, pre-heater, fuel filter, Diesel	-	20
	6/114	Vacuum pump	8/84	
	7/15	Heated oxygen sensor, front	-	
	7/82	Heated oxygen sensor, rear	-	
F34	4/46	Engine Control Module (ECM)	8/119	10
	8/77	Control valve, fuel volume, Diesel	-	
	8/133	Control valve, fuel pressure, Diesel	-	
	20/3 -20/7	Spark plug and ignition coil	-	
F35	2/22	Relay, climate control system	-	10 E.E
	6/67	Pump, fuel leakage control	-	15 L.E
	7/17	Mass airflow sensor (MAF)	-	
	8/18	EVAP valve	-	
	8/19	Solenoid, variable valve timing, intake	-	
	8/28	Turbocharger control valve	-	
	8/81	Solenoid, variable valve timing outlet	-	
	8/68	Bypass valve, Diesel	-	
	8/82	Solenoid, variable turbo geometry, Diesel	-	
	8/131	Cut-off valve, expansion tank, Diesel	-	
	8/132	Control valve, intake, Diesel	-	
	9/32	PTC resistor, oil trap	-	
F36	4/46	Engine Control Module (ECM)	-	10
	7/51	Accelerator pedal sensor	-	
FH1	10/65	Auxiliary light, front right	2/64	20
	10/69	Auxiliary light, front left		

Central Electronic Module (CEM) F43-F52

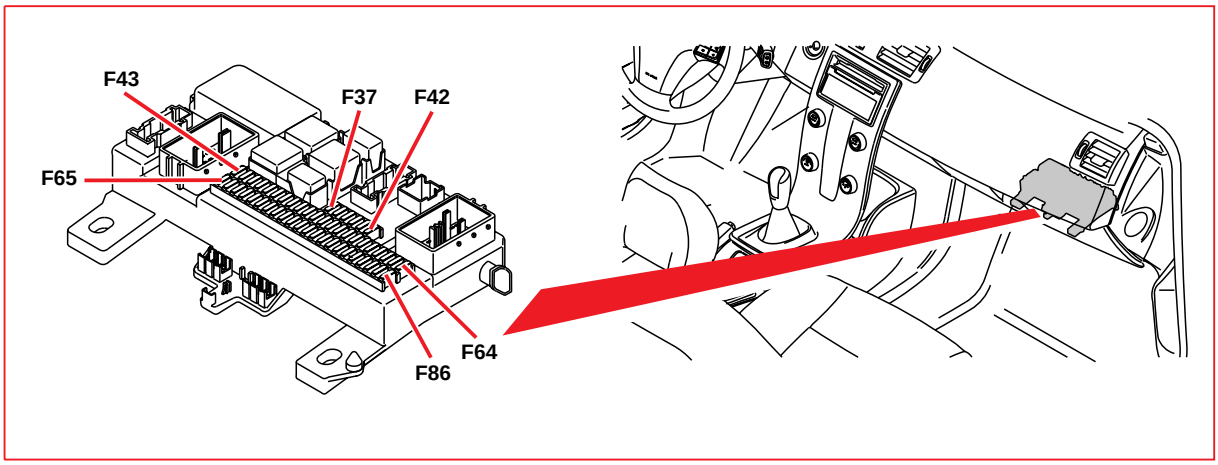

4/56 Central Electronic Module (CEM)

No.	Fuse function		via	A
F43	16/46	RTI Display	-	15
	16/60	Phone Module (PHM)	-	
	16/107	Media Player Module (MPM)	-	
F44	4/9	Supplemental Restraint System Module (SRS)	-	10
F45	9/1	Front 12V outlet	-	15
	9/25	Rear 12V outlet	-	
F46	3/111	Switch unit, lights	-	5
	5/1	Driver Information Module (DIM)	-	
	10/29	Glove compartment lighting	-	
	10/97	Courtesy lighting, left	-	
	10/102	Courtesy lighting, right	-	
F47	10/22	Ceiling light	-	5
	10/114	Vanity mirror lighting, left	-	
	10/115	Vanity mirror lighting, right	-	
F48	2/16	Relay, rear window wiper	-	15
	2/92	Relay, windshield washer motor	-	
	2/93	Relay, rear window washer motor	-	
	6/2	Washer pump	2/92	
	6/2	Washer pump	2/93	
	6/32	Rear window wiper motor	2/16	
F49	4/9	Supplemental Restraint System Module (SRS)	-	10
	7/93	Occupant Weight Sensor (OWS), USA/CDN	-	
F51	10/1	Lamp housing, front left, beam length adjustment	-	10
	10/2	Lamp housing, front right, beam length adjustment	-	
	4/112	Control module, gas discharge lamp master, left	-	
	4/113	Control module, gas discharge lamp slave, right	-	
	9/41	PTC element, Diesel	-	
F52	4/16	Brake Control Module (BCM)	-	5

continues

Central Electronic Module (CEM) F53-F66

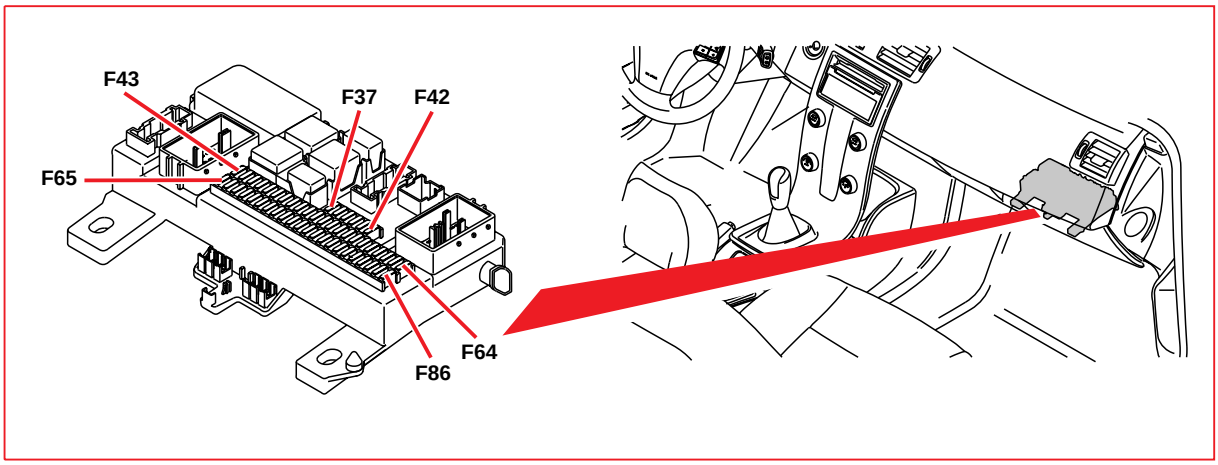

4/56 Central Electronic Module (CEM)

No.	Fuse function		via	A
F53	6/71	Electrical Power Steering Module (EPS)	-	10
F54	4/28 6/26	Transmission Control Module (TCM) Generator	- -	10
F56	16/35	Siren Control Module (SCM)	4/56	10
F57	4/46 4/56 17/13	Engine Control Module (ECM) Central Electronic Module (CEM) Data link connector	3/9 3/9 -	15
F58	2/64 4/113 10/64	Relay, auxiliary light (accessory) Control module, gas discharge lamp slave, right High beam, right	3/60 - -	10 E.E 7.5 L.E
F59	4/112 10/68	Control module, gas discharge lamp master, left High beam, left	- -	10 E.E 7.5 L.E
F60	9/12	Seat Heater Module (SHM), driver's side	-	15
F61	9/13	Seat Heater Module (SHM), passenger side	-	15
F62	4/33	Sunroof control module	-	20
F63	3/129	Right Rear Door Module (RDM)	-	20
F64	16/49 16/94 16/139	Traffic Message Channel Module (TMC) AM/FM Tuner Module (AFM) Global Positioning System Module (GPS)	- - -	5
F65	7/182 16/46 16/93 16/105 16/107 16/108	Remote control IR sensor, RTI RTI Display Control module, cellular phone handsfree Audio Module (AUD) Media Player Module (MPM) Multimedia Module (MMM)	- - - - - -	5
F66	3/112 16/1	Climate Control Module (CCM) Infotainment Control Module (ICM)	- -	10

continues

Central Electronic Module (CEM) F67-F86

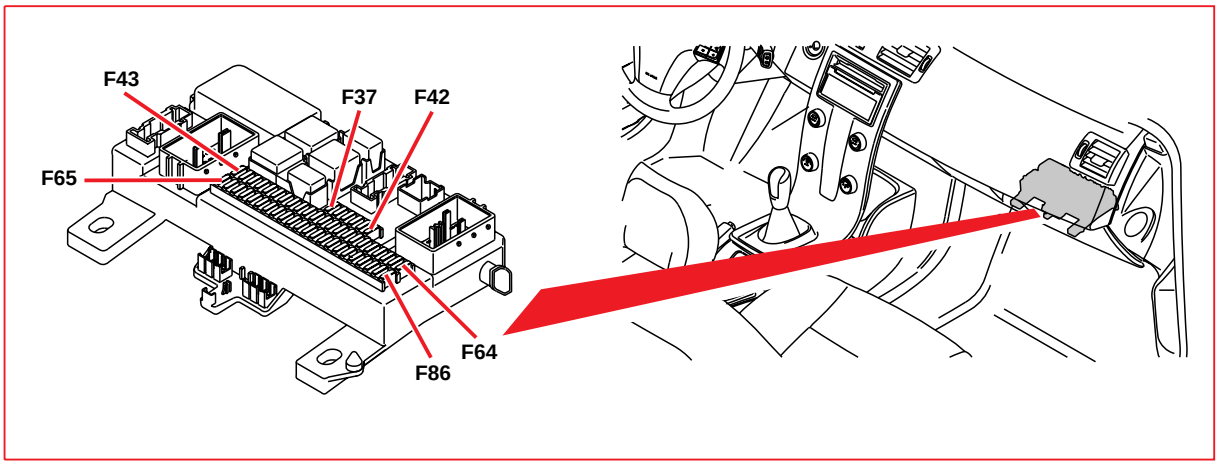

4/56 Central Electronic Module (CEM)

No.	Fuse function		via	A
F67	16/79	Subwoofer Module (SUB)	-	15
F68	3/254	Steering Wheel Module (SWM)	-	5
F69	7/149	Rain Sensor Module (RSM)	-	5
	6/48	Damper motor, recirculation	-	
	6/95	Damper motor, temperature, left-hand side	-	
	6/96	Damper motor, temperature, right-hand side	-	
	6/102	Damper motor, defroster	-	
	6/103	Damper motor, floor/ventilation	-	
	7/159	Air quality sensor	-	
F73	3/217	Belt buckle contact, left rear	-	5
	3/218	Belt buckle contact, center rear	-	
	3/219	Belt buckle contact, right rear	-	
	4/33	Sunroof control module	-	
	8/48	Auto-dimming rearview mirror	-	
	10/22	Ceiling light	-	
F74	4/83	Fuel pump control module, gasoline	2/23	15
F77	4/78	Accessory Electronic Module (AEM)	-	15
	17/19	12V outlet, cargo compartment	-	
F79	8/48	Auto-dimming rearview mirror	2/80	5
	10/48	Reversing light, right	-	
	10/55	Reversing light, left	-	
F81	3/128	Left Rear Door Module (LDM)	-	20
F82	3/127	Passenger Door Module (PDM)	-	25
F83	3/126	Driver's Door Module (DDM)	-	25
F84	3/27	Switch unit, power passenger seat	-	25
F85	3/26	Switch unit, power driver's seat	-	25
	4/52	Power Seat Module (PSM)	-	
F86	3/26	Switch unit, power driver's seat	-	5
	3/27	Switch unit, power passenger seat	-	
	4/52	Power Seat Module (PSM)	-	
	10/24	Cargo compartment lighting	-	

Fuses
Battery, PF1-PF2

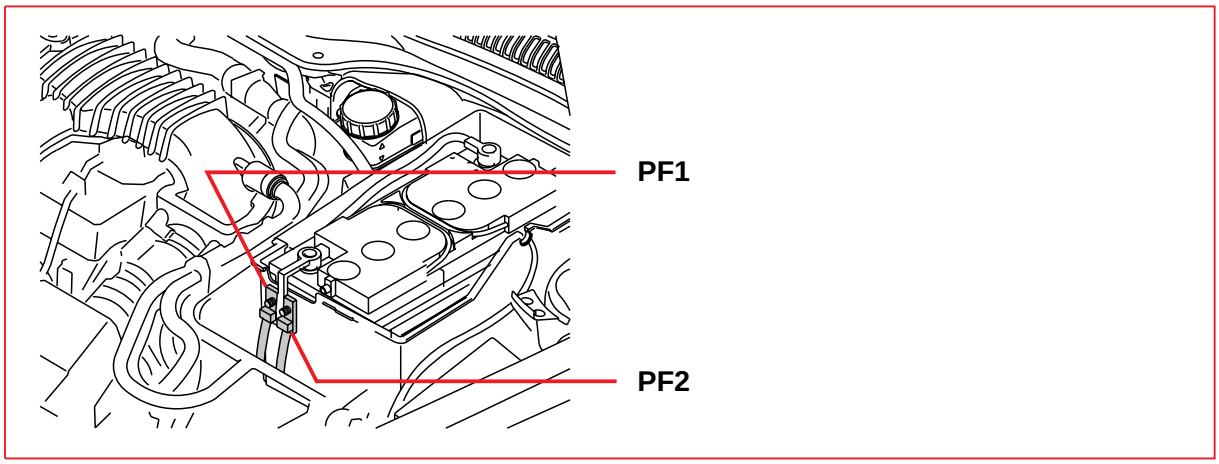

1/1 Battery

No.	Fuse function		via	A
PF1	6/25	Starter motor	-	150
	6/26	Generator	-	
PF2	F1-F14	Fuses in the engine compartment distribution box	-	150
	F16-F18	Fuses in the engine compartment distribution box	-	
	F20-F21	Fuses in the engine compartment distribution box	-	
	F23-F24	Fuses in the engine compartment distribution box	-	
	F26-F27	Fuses in the engine compartment distribution box	-	
	F29-F31	Fuses in the engine compartment distribution box	-	

Relays
Ignition switch and relays

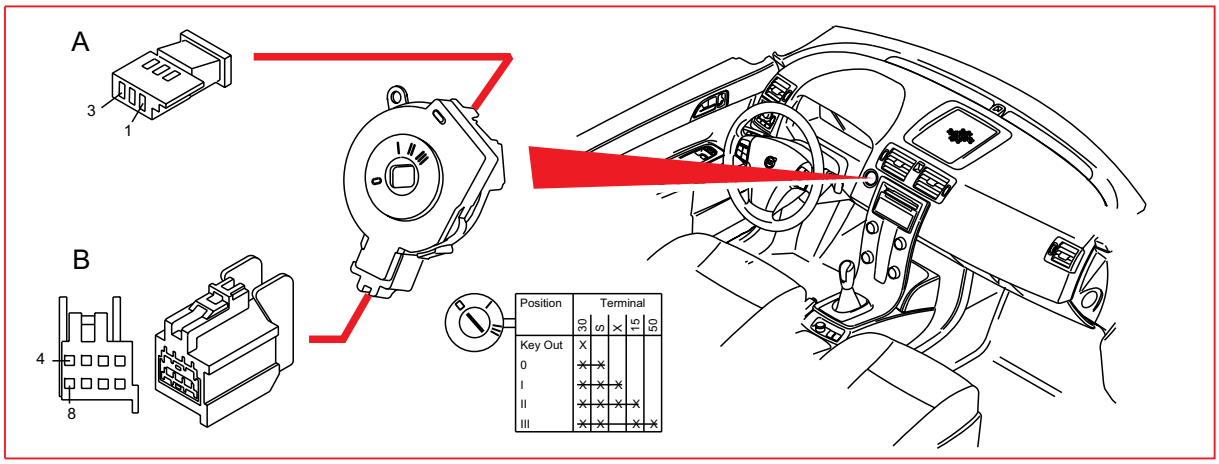

Relays, general

The diagram indicates two or three different designations for the relay's position. This is described below.

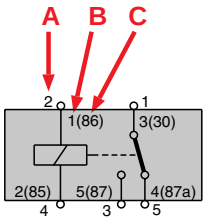

A = Corresponds to the position on the back of the relay box (wiring side)
B = Corresponds to the position on the relay.
C = An old designation that may be found on the relay.

Relays
Engine compartment distribution box R2-R14

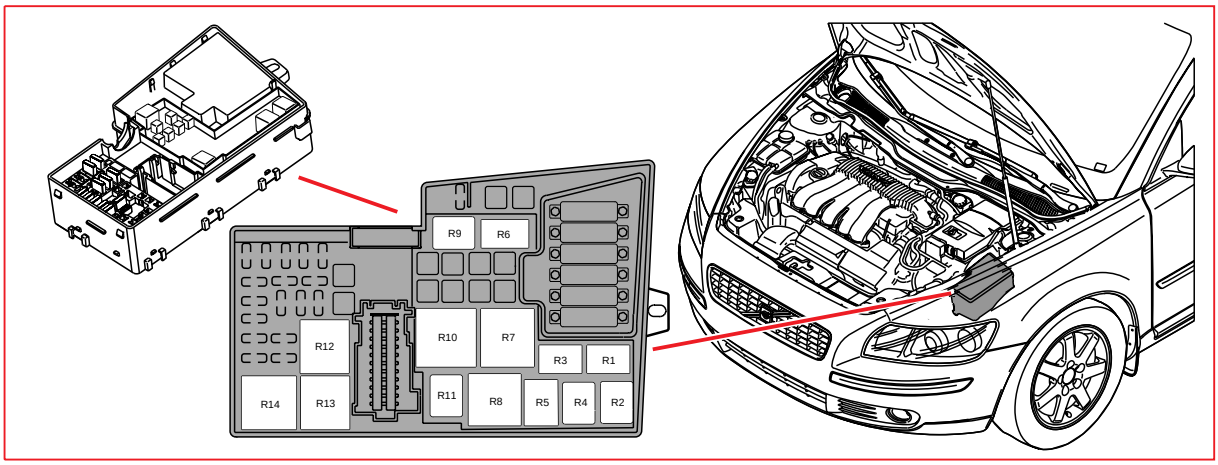

15/31 Engine compartment distribution box

Pos	Relay function	
R2	2/17	Relay, horn
R4	2/34	Relay, front fog lights
R5	2/142	Relay, pre-heater, fuel filter
R9	2/182	Relay, headlight washer motor
R10	2/82	Relay, heated rear window
R11	2/22	Relay, climate control system
R13	2/35	Relay, starter motor
R14	2/32	Main relay, engine management system

Central Electronic Module (CEM) R15-R18

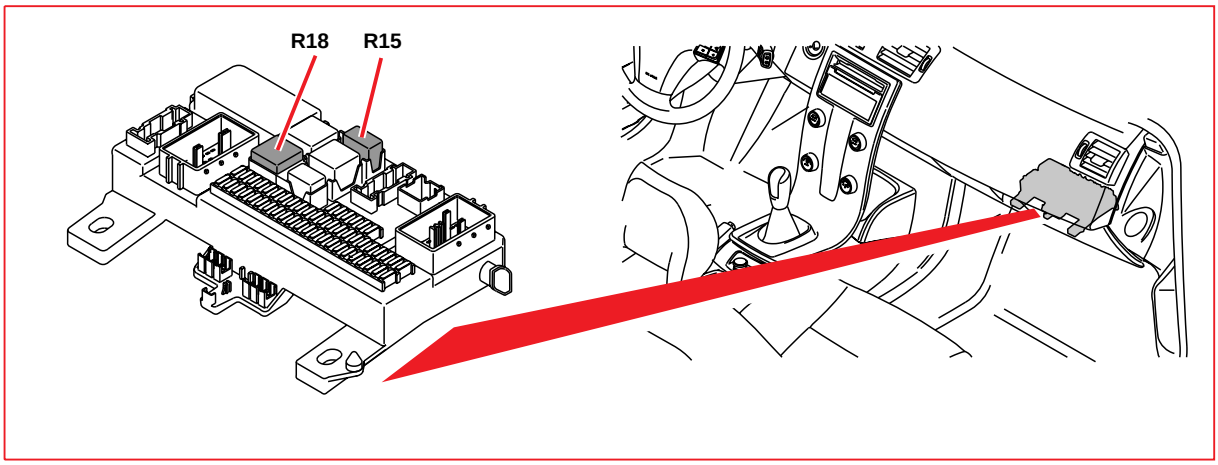

4/56 Central Electronic Module (CEM)

Pos	Relay function	
R15	2/23	Fuel pump relay, gasoline
R18	2/193	Relay, comfort functions

Relays - soldered
Central Electronic Module (CEM) R1 - R11B

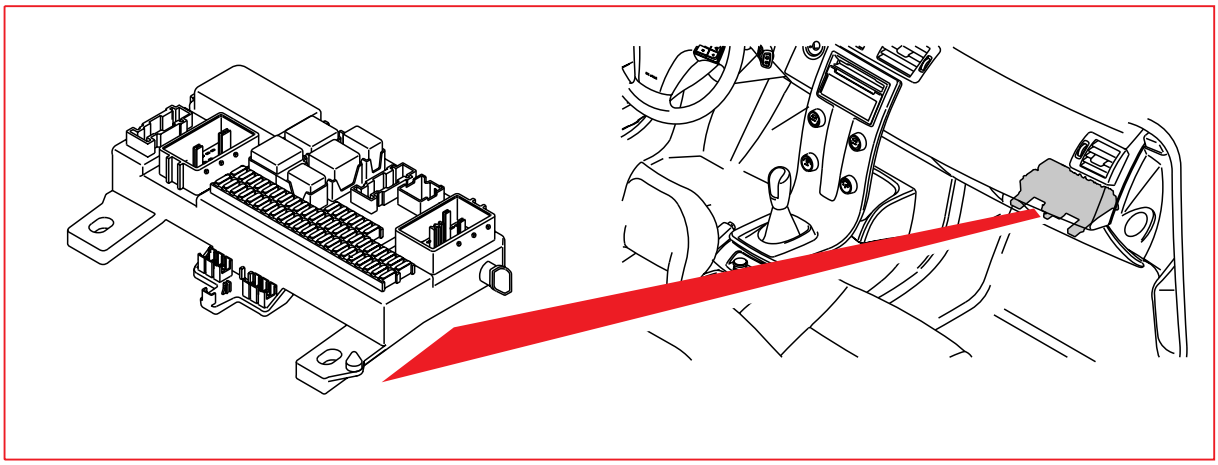

4/56 Central Electronic Module (CEM)

Pos	Relay function	
R1	2/89	Relay, interior lighting
R2	2/80	Relay, reversing lights
R7A	2/92	Relay, windshield washer motor
R7B	2/93	Relay, rear window washer motor
R8	2/63	Relay, high beam
R11A	2/16	Relay, rear window wiper
R11B	2/159	Relay, infotainment

Ground connections
Overview

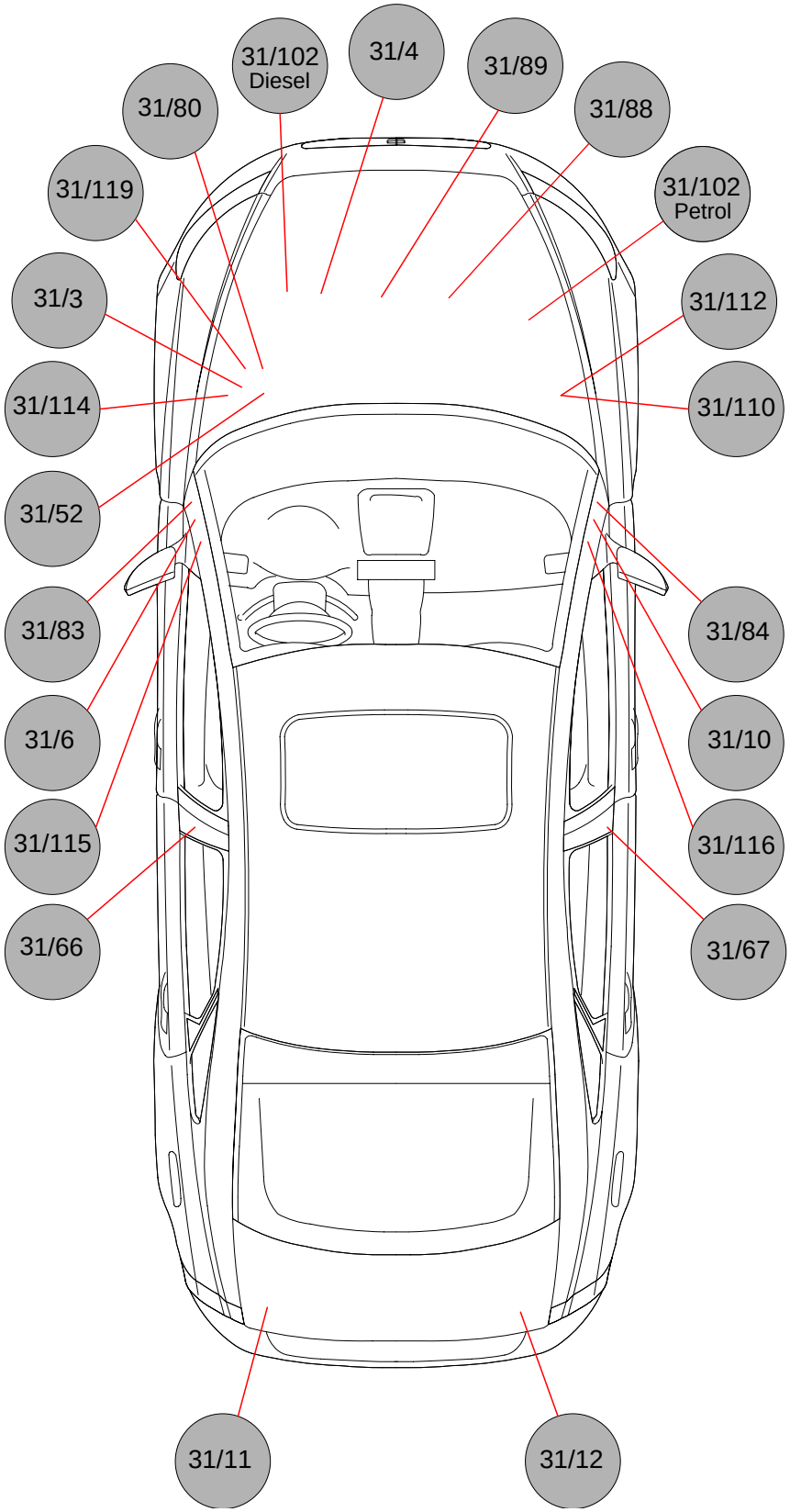

Ground connections
31/3 - 31/10

31/3	Left MacPherson strut tower
1/1	Battery

31/4	Engine
1/1	Battery

31/6	A-post, driver’s side
3/111	Switch unit, lights
4/102	Steering Column Lock Module (SCL)
6/28	Motor, passenger compartment fan
10/1	Lamp housing, front left
10/2	Lamp housing, front right
17/13	Data link connector

31/10	A-post, passenger side
2/16	Relay, rear window wiper
2/92	Relay, windshield washer motor
2/93	Relay, rear window washer motor
2/193	Relay, comfort functions
3/95	Spin control switch
3/112	Climate Control Module (CCM)
3/117	Switch unit, ceiling light
3/156	Gear Selector Module (GSM)
3/173	Switch, trunk lid/tailgate private lock
4/33	Sunroof control module
4/56	Central Electronic Module (CEM)
6/2	Washer pump
6/48	Damper motor, recirculation
6/95	Damper motor, temperature, left-hand side
6/96	Damper motor, temperature, right-hand side
6/102	Damper motor, defroster
6/103	Damper motor, floor/ventilation
6/117	Interior temperature sensor
7/159	Air quality sensor
8/48	Auto-dimming rearview mirror
8/134	Solenoid, reverse interlock, manual
9/1	Front 12V outlet
9/25	Rear 12V outlet
10/29	Glove compartment lighting
10/114	Vanity mirror lighting, left
10/115	Vanity mirror lighting, right
10/150	Rear reading light

Ground connections
31/11 - 31/66

31/11	Rear left side
10/18	Lamp housing, rear left
16/79	Subwoofer Module (SUB)
16/105	Audio Module (AUD)
16/139	Global Positioning System Module (GPS)

31/12	Rear right side
4/78	Accessory Electronic Module (AEM)
4/110	Trailer Module (TRM)
6/37	Lock motor, fuel filler flap
10/17	Lamp housing, rear right
17/19	12V outlet, cargo compartment

31/52	Left MacPherson strut tower
3/10	Reversing light contact
4/28	Transmission Control Module (TCM)
4/46	Engine Control Module (ECM)
8/3	Electromagnetic clutch, climate control system, Diesel
9/38	Heated fuel filter, Diesel

31/66	Left B-post
3/26	Switch unit, power driver’s seat, LHD
3/27	Switch unit, power passenger seat, RHD
3/76	Lock unit, left rear door
3/78	Lock unit, trunk lid/tailgate
3/85	Power window switch, left rear door
3/128	Left Rear Door Module (LDM)
4/52	Power Seat Module (PSM), LHD
6/32	Rear window wiper motor, V50
6/35	Fuel pump, auxiliary heater
9/12	Seat Heater Module (SHM), driver’s side, LHD
9/13	Seat Heater Module (SHM), passenger side, RHD
10/3	License plate lighting, S40
10/19	Auxiliary brake light, V50

31/67	Right B-post
3/26	Switch unit, power driver's seat, RHD
3/27	Switch unit, power passenger seat, LHD
3/77	Lock unit, right rear door
3/86	Power window switch, right rear door
3/129	Right Rear Door Module (RDM)
4/52	Power Seat Module (PSM), RHD
7/93	Occupant Weight Sensor (OWS), USA/CDN
9/12	Seat Heater Module (SHM), driver's side, RHD
9/13	Seat Heater Module (SHM), passenger side, LHD

31/80	Left MacPherson strut tower
4/16	Brake Control Module (BCM), valves

31/83	A-post, driver's side
3/1	Ignition switch
3/6	Switch, hazard warning flashers
3/254	Steering Wheel Module (SWM)
4/103	Remote Entry (RRX)
5/1	Driver Information Module (DIM)
17/13	Data link connector

31/84	A-post, passenger side
4/56	Central Electronic Module (CEM)
7/51	Accelerator pedal sensor
7/149	Rain Sensor Module (RSM)
8/31	Airbag igniter, passenger side
8/32	Igniter, airbag stage 2, passenger side
16/1	Infotainment Control Module (ICM)
16/46	RTI Display
16/60	Phone Module (PHM)
16/93	Control module, cellular phone handsfree
16/107	Media Player Module (MPM)
16/108	Multimedia Module (MMM)

Ground connections
31/88 - 31/114

31/88	Engine
9/32	PTC resistor, oil trap
20/3	Spark plug and ignition coil
20/4	Spark plug and ignition coil

31/89	Engine
20/5	Spark plug and ignition coil
20/6	Spark plug and ignition coil
20/7	Spark plug and ignition coil

31/102	Front member
2/192	Relay (230V), electric engine heater

31/110	Right MacPherson strut tower
4/7	Combustion Preheater Module (CPM)
4/113	Control module, gas discharge lamp slave, right
6/1	Wiper Motor Module (WMM)
6/104	Pump, high pressure headlight washer
7/4	Brake fluid level sensor
7/5	Washer fluid level sensor
8/127	Pressure switch, climate control system, Diesel
10/2	Lamp housing, front right
10/6	Fog light, front right

31/112	Right MacPherson strut tower
9/41	PTC element, Diesel

31/114	Left MacPherson strut tower
2/142	Relay, pre-heater, fuel filter
3/62	Hood alarm contact
4/71	Cooling fan control module
4/109	Glow plug control module
4/112	Gas Discharge Lamp Module (GDL), master
6/71	Electrical Power Steering Module (EPS)
6/114	Vacuum pump, gasoline
10/1	Lamp housing, front left
10/5	Fog light, front left
16/10	Horn 1
16/11	Horn 2
16/35	Siren Control Module (SCM)

31/115 - Ground connections in chassis

31/115	Left A-post
3/126	Driver's Door Module (DDM), LHD
3/127	Passenger Door Module (PDM), RHD
4/83	Fuel pump control module, RHD, gasoline

31/116	Right A-post
3/126	Driver's Door Module (DDM), RHD
3/127	Passenger Door Module (PDM), LHD
4/83	Fuel pump control module, LHD, gasoline

31/119	Left MacPherson strut tower
4/16	Brake Control Module (BCM)

Grounded directly to chassis	
3/47	Parking brake contact
4/9	Supplemental Restraint System Module (SRS)
6/25	Starter motor
8/3	Electromagnetic clutch, climate control system, gasoline
8/33	Igniter, belt tensioner, driver's side
8/34	Igniter, belt tensioner, passenger side
8/55	Igniter, left rear belt tensioner
8/56	Igniter, right rear belt tensioner
8/66	Igniter, left inflatable curtain
8/67	Igniter, right inflatable curtain
8/128	Driver's belt force limiter
8/129	Passenger belt force limiter
10/19	Auxiliary brake light, S40
16/16	Window antenna amplifier
16/49	Traffic Message Channel Module (TMC)
16/94	AM/FM Tuner Module (AFM)
16/141	Interference filter, rear window, left
16/142	Interference filter, rear window, right

Control modules
Overview of locations

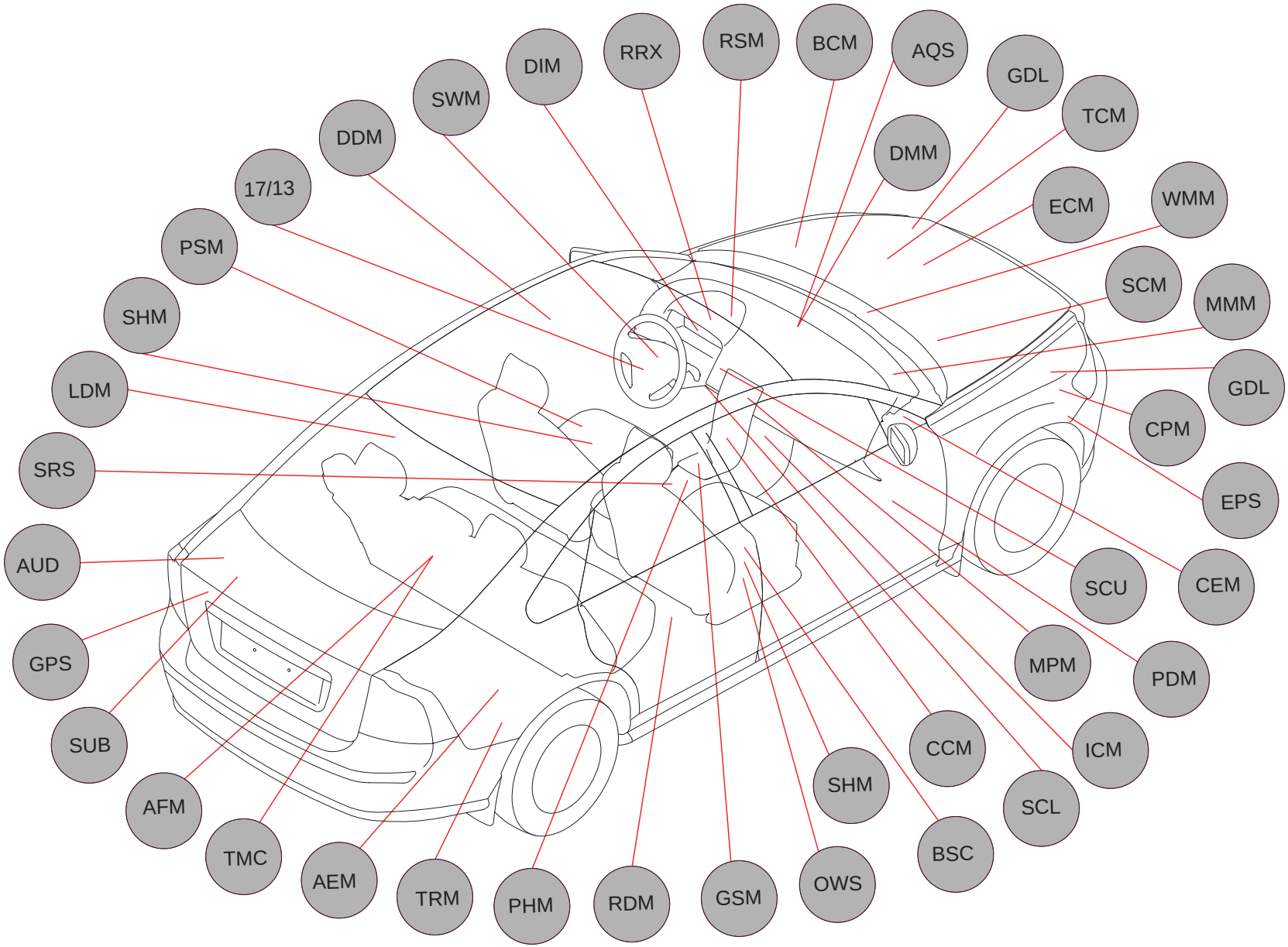

Control modules
Overview of designations

Unit	Designation	
AEM	4/78	Accessory Electronic Module (AEM)
AFM	16/94	AM/FM Tuner Module (AFM)
AQS	7/159	Air Quality Sensor (AQS)
AUD	16/105	Audio Module (AUD)
BCM	4/16	Brake Control Module (BCM)
BSC	7/164	Body Sensor Cluster (BSC)
CCM	3/112	Climate Control Module (CCM)
CEM	4/56	Central Electronic Module (CEM)
CPM	4/7	Combustion Preheater Module (CPM)
DDM	3/126	Driver's Door Module (DDM)
DIM	5/1	Driver Information Module (DIM)
DMM		Damper Motor Module (DMM) -6/48 Damper Motor Module (DMM), recirculation -6/95 Damper Motor Module (DMM), left-hand side -6/96 Damper Motor Module (DMM), right-hand side -6/102 Damper Motor Module (DMM), defroster -6/103 Damper Motor Module (DMM), floor/ventilation
ECM	4/46	Engine Control Module (ECM)
EPS	6/71	Electrical Power Steering Module (EPS)
GDL		Gas Discharge Lamp Module (GDL) -4/112 Control module, gas discharge lamp (GDL), master, left -4/113 Control module, gas discharge lamp (GDL), slave, right
GPS	16/139	Global Positioning System Module (GPS)
GSM	3/156	Gear Selector Module (GSM)
ICM	16/1	Infotainment Control Module (ICM)
LDM	3/128	Left Rear Door Module (LDM)
MMM	16/108	Multimedia Module (MMM)
MPM	16/107	Media Player Module (MPM)
OWS	7/93	Occupant Weight Sensor (OWS)
PDM	3/127	Passenger Door Module (PDM)
PHM	16/60	Phone Module (PHM)
PSM	4/52	Power Seat Module (PSM)
RDM	3/129	Right Rear Door Module (RDM)
RRX	4/103	Remote Entry (RRX)
RSM	7/149	Rain Sensor Module (RSM)
SCL	4/102	Steering Column Lock Module (SCL)
SCM	16/35	Siren Control Module (SCM)
SCU	3/1	Start Control Module (SCU)
SHM		Seat Heater Module (SHM) -9/12 Seat Heater Module (SHM), driver's side -9/13 Seat Heater Module (SHM), passenger side
SRS	4/9	Supplemental Restraint System Module (SRS)
SUB	16/79	Subwoofer Module (SUB)
SWM	3/254	Steering Wheel Module (SWM)
TCM	4/28	Transmission Control Module (TCM)
TMC	16/49	Traffic Message Channel Module (TMC)
TRM	4/110	Trailer Module (TRM)
WMM	6/1	Wiper Motor Module (WMM)
17/13	17/13	Data link connector

Control modules
Central Electronic Module (CEM) 1:2

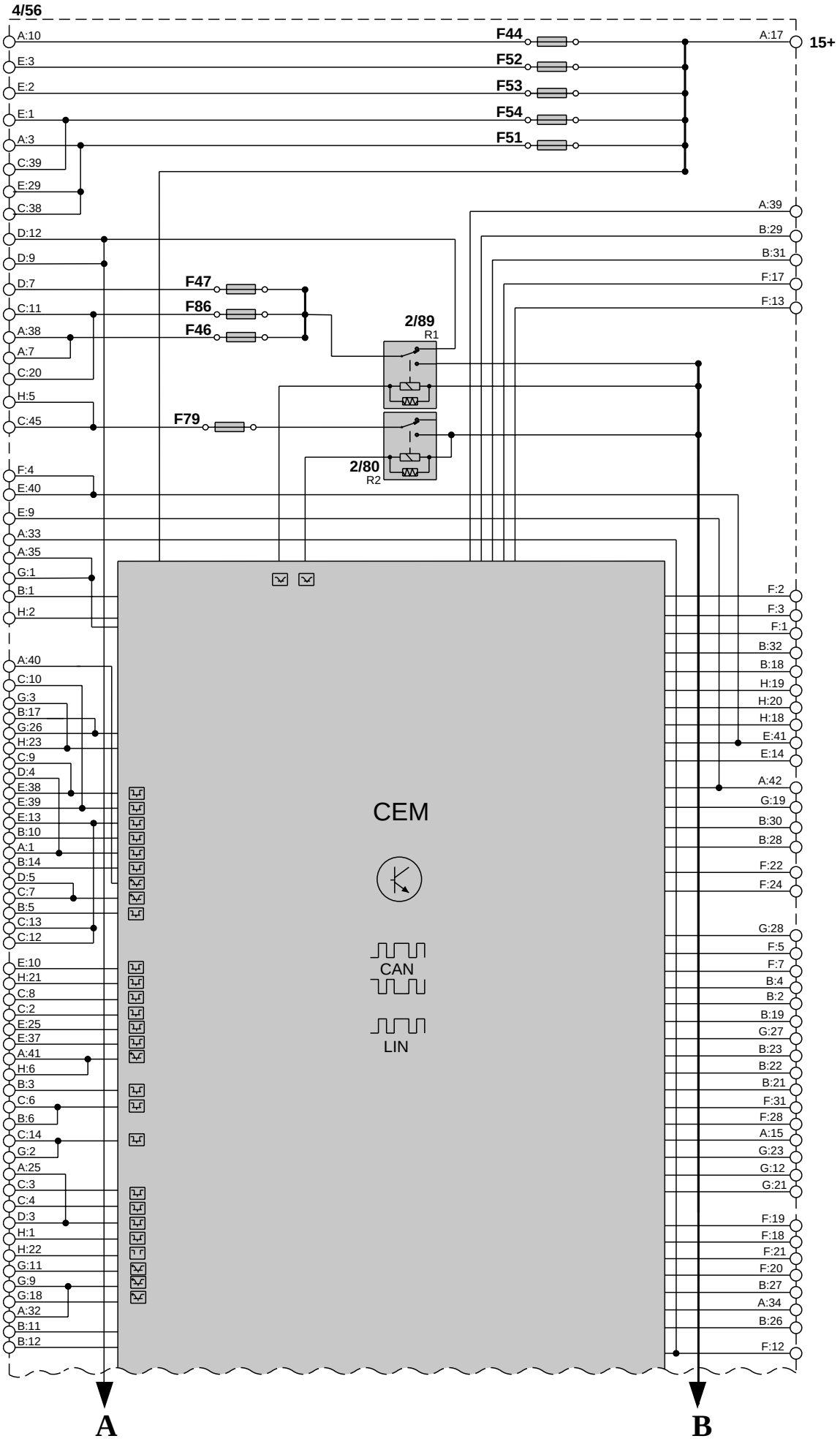

Control modules
Central Electronic Module (CEM) 2:2

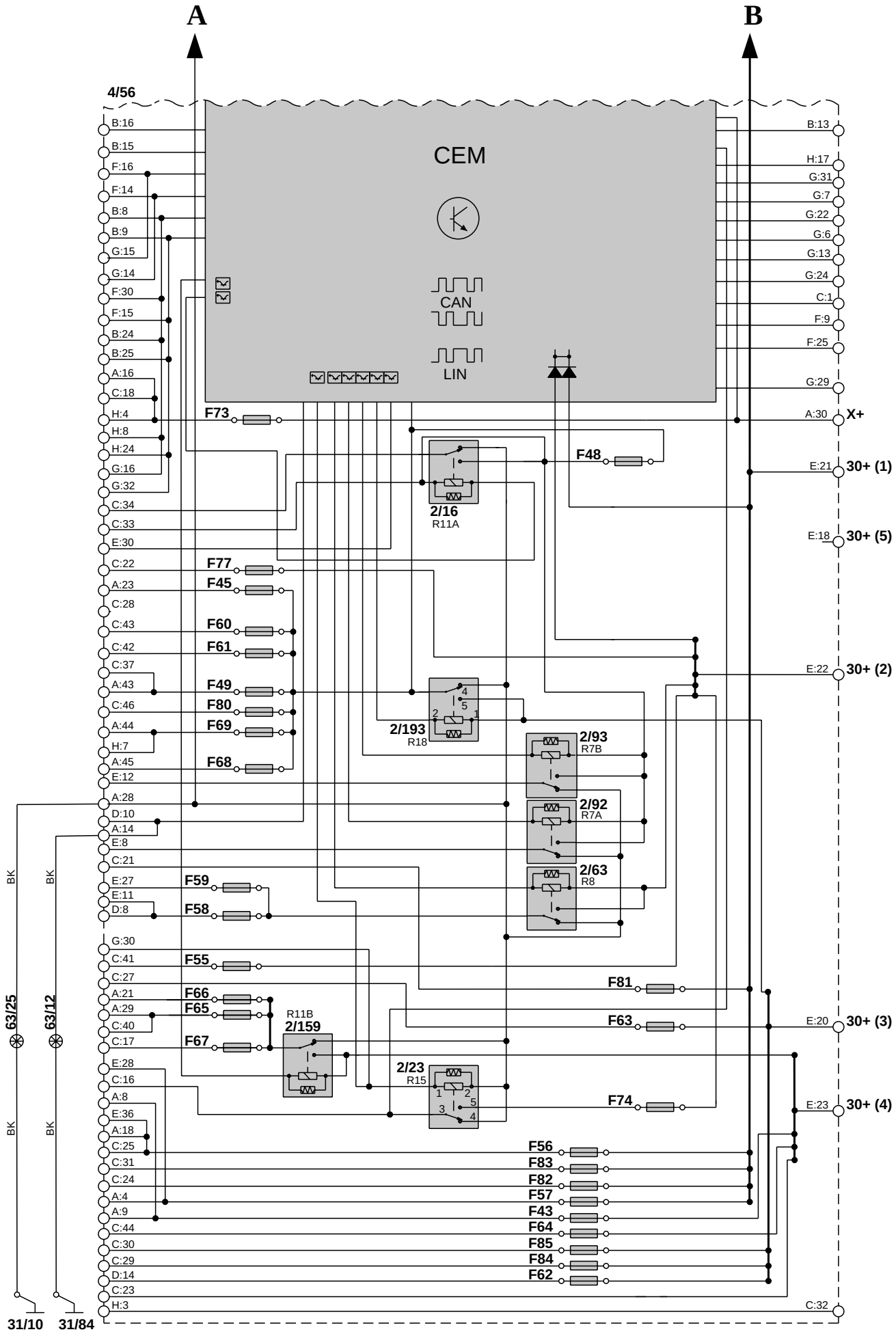

Control modules
Low speed CAN data communication 1:2

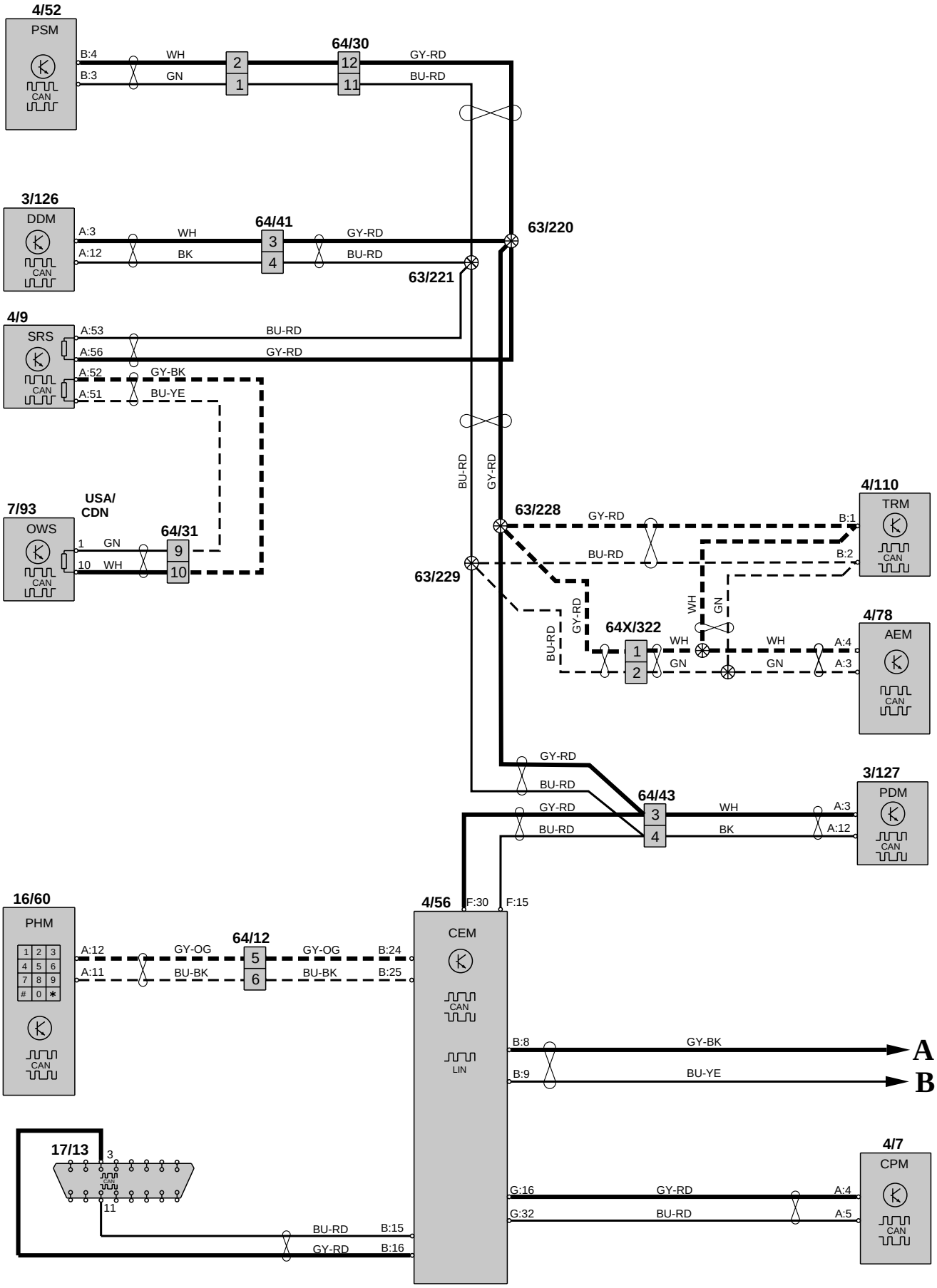

Control modules
Low speed CAN data communication 2:2

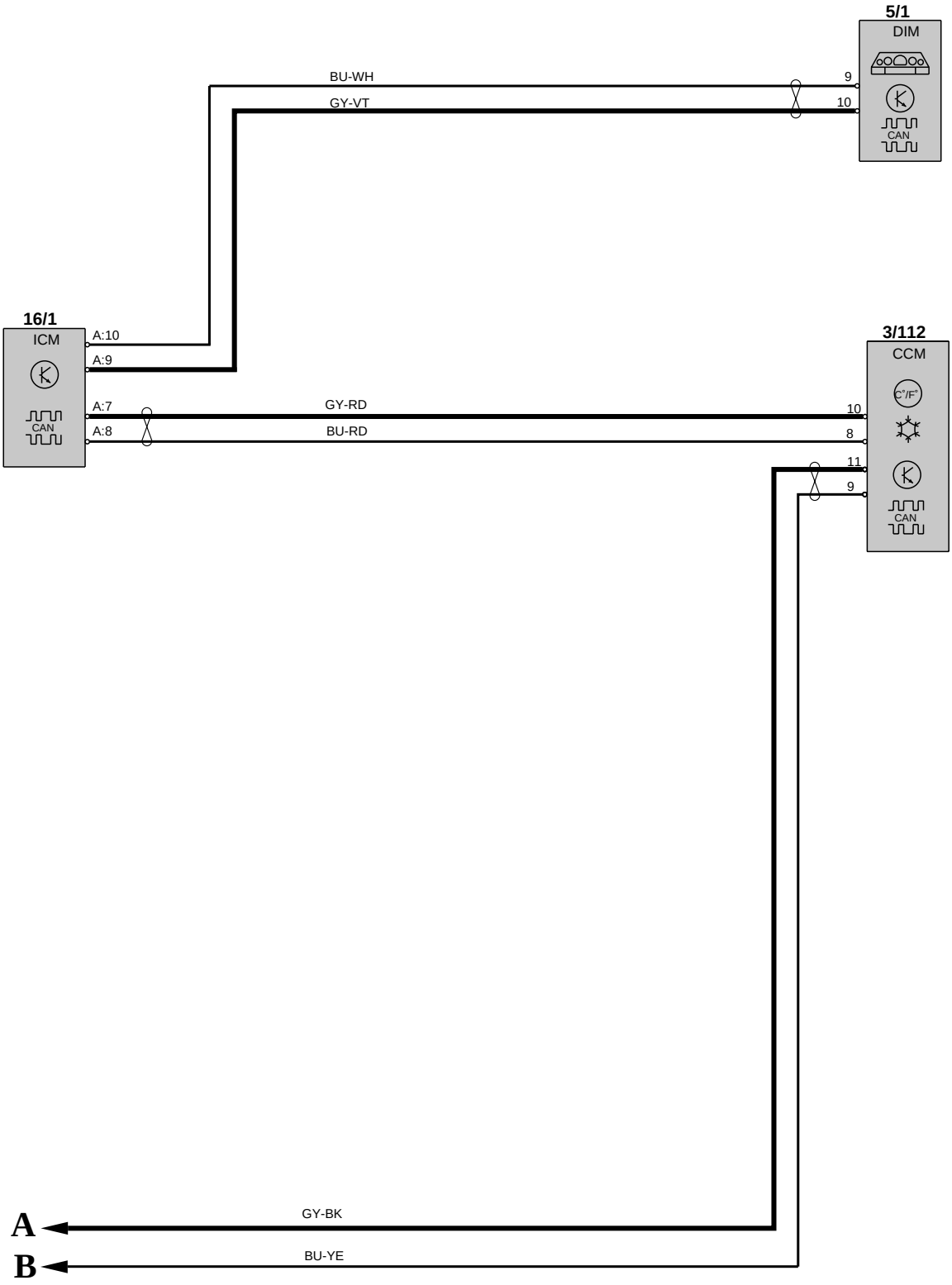

Control modules
LIN data communication 1:2

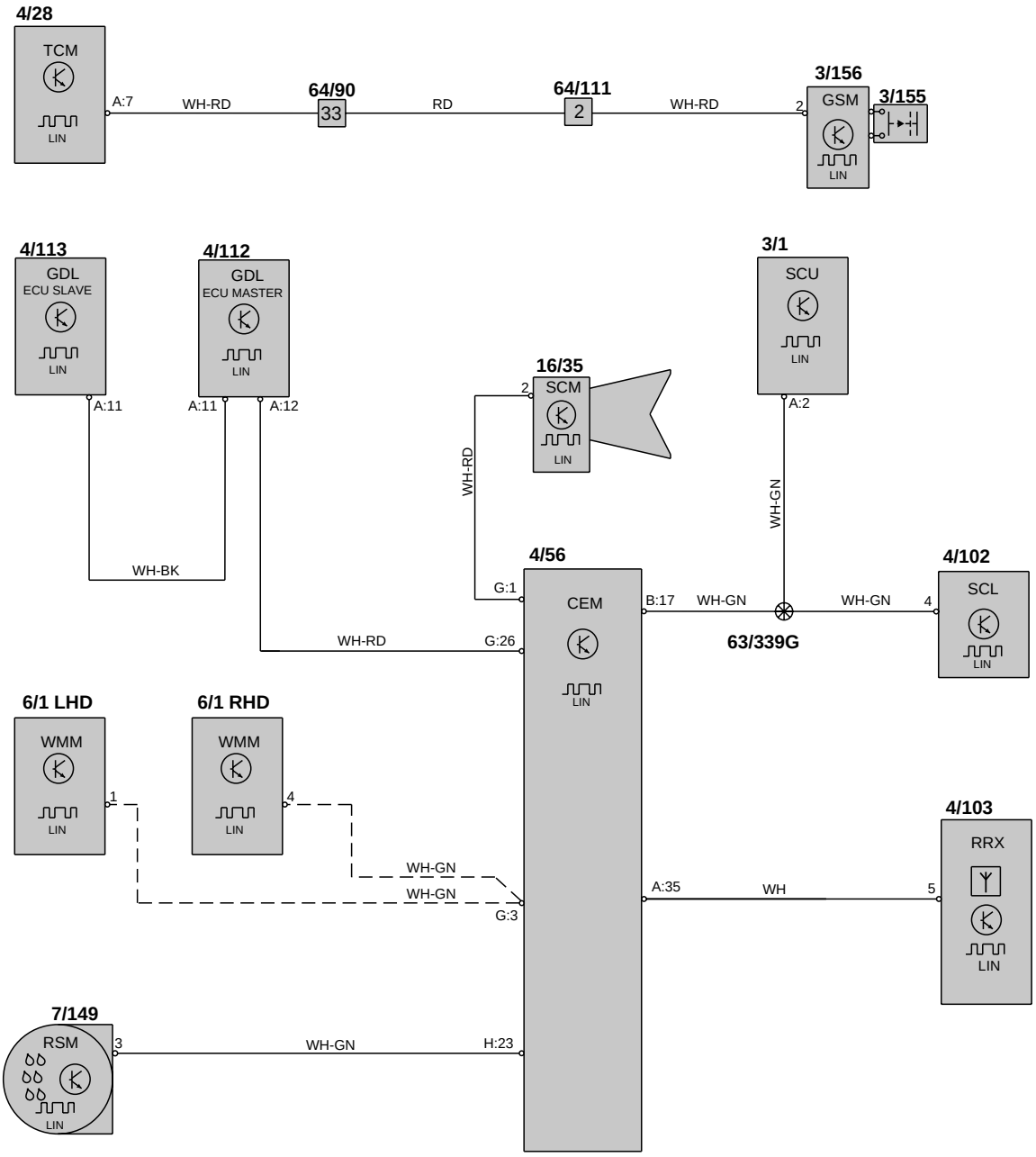

Control modules
LIN data communication 2:2

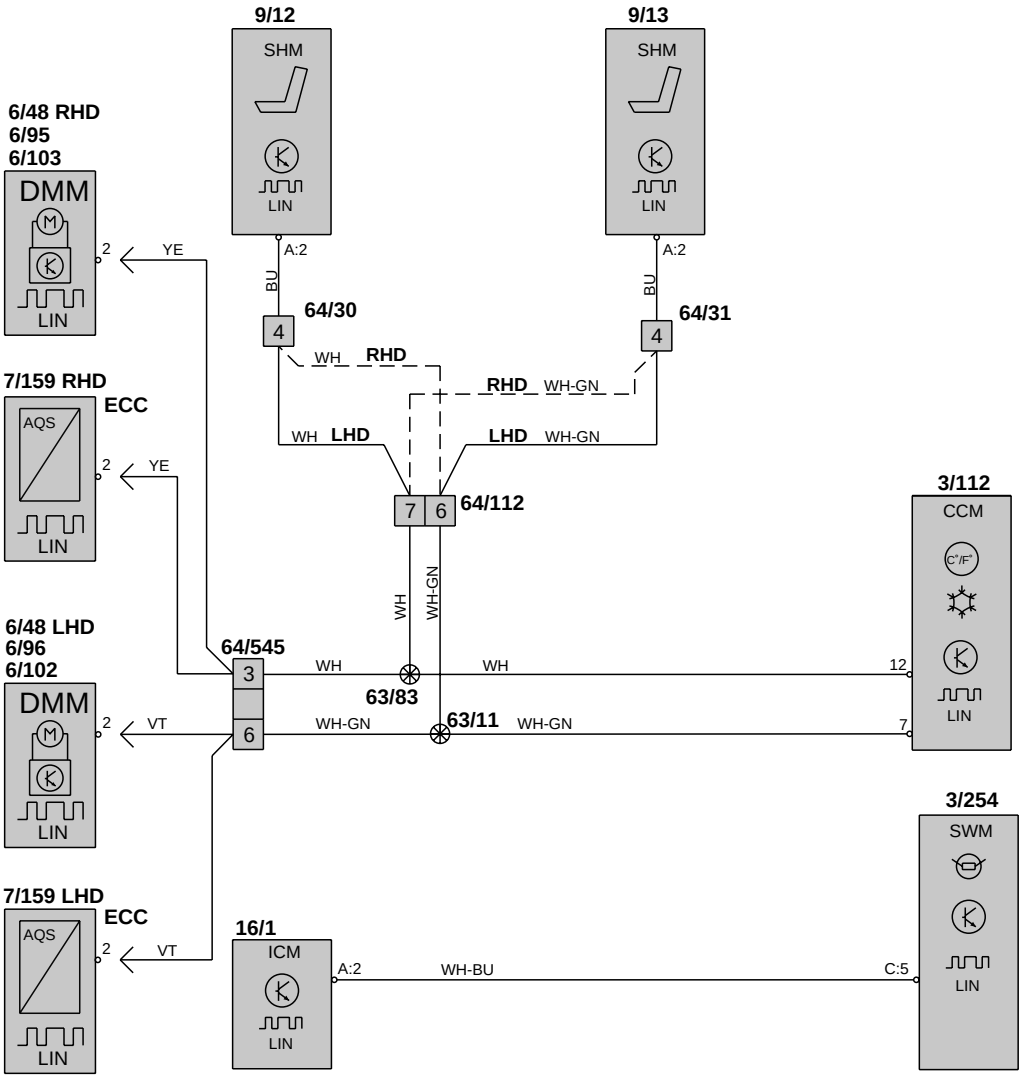

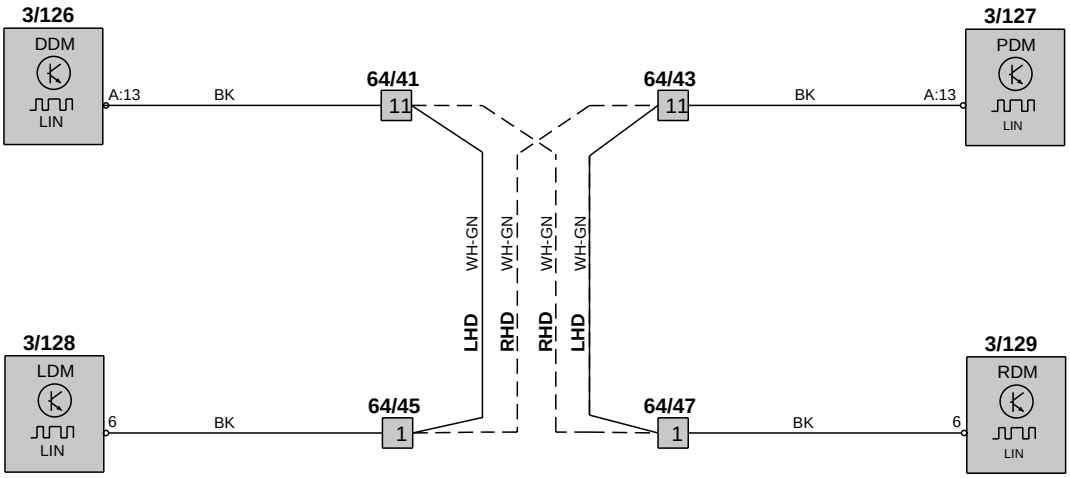

Control modules
High speed CAN data communication

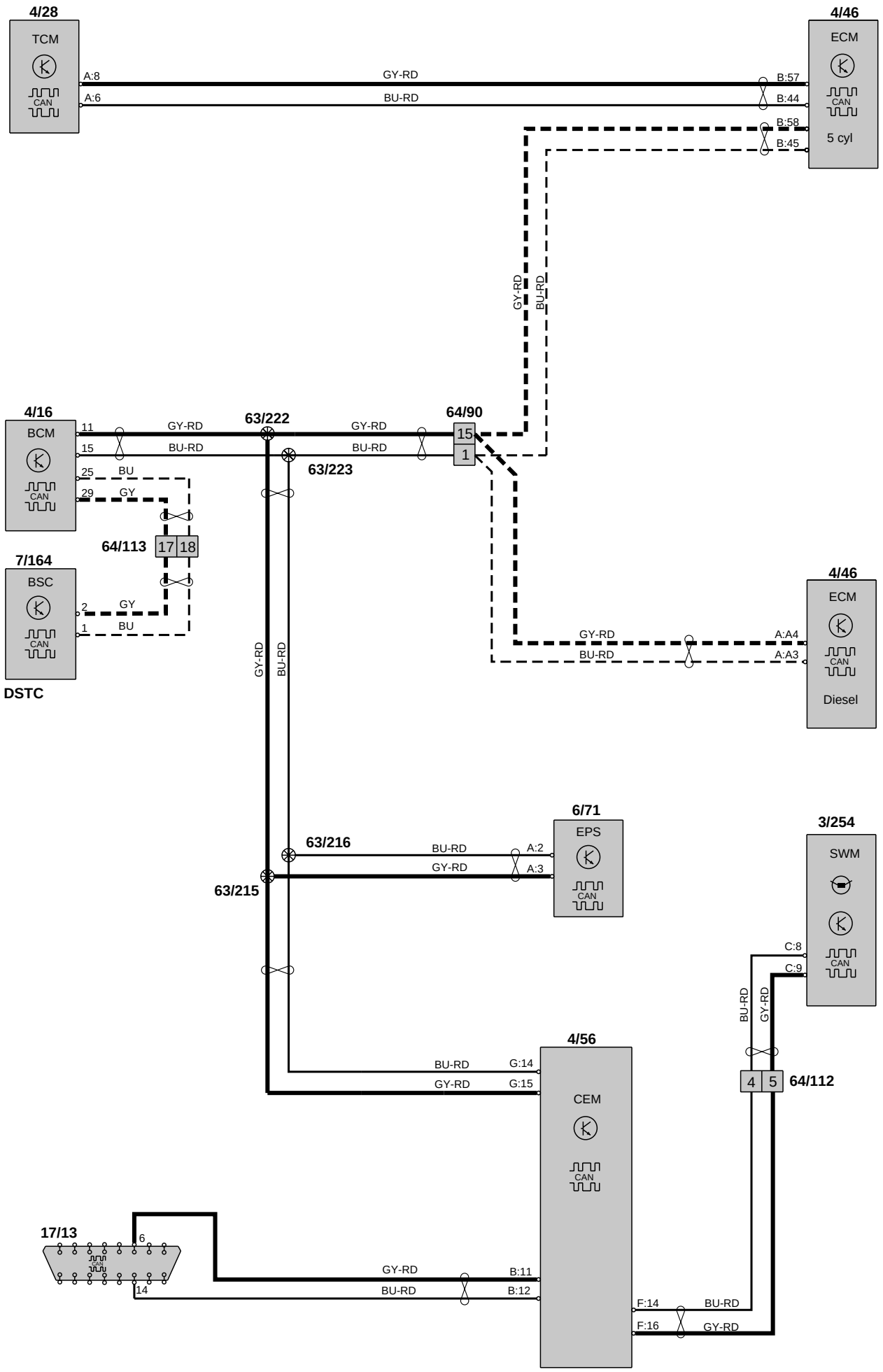

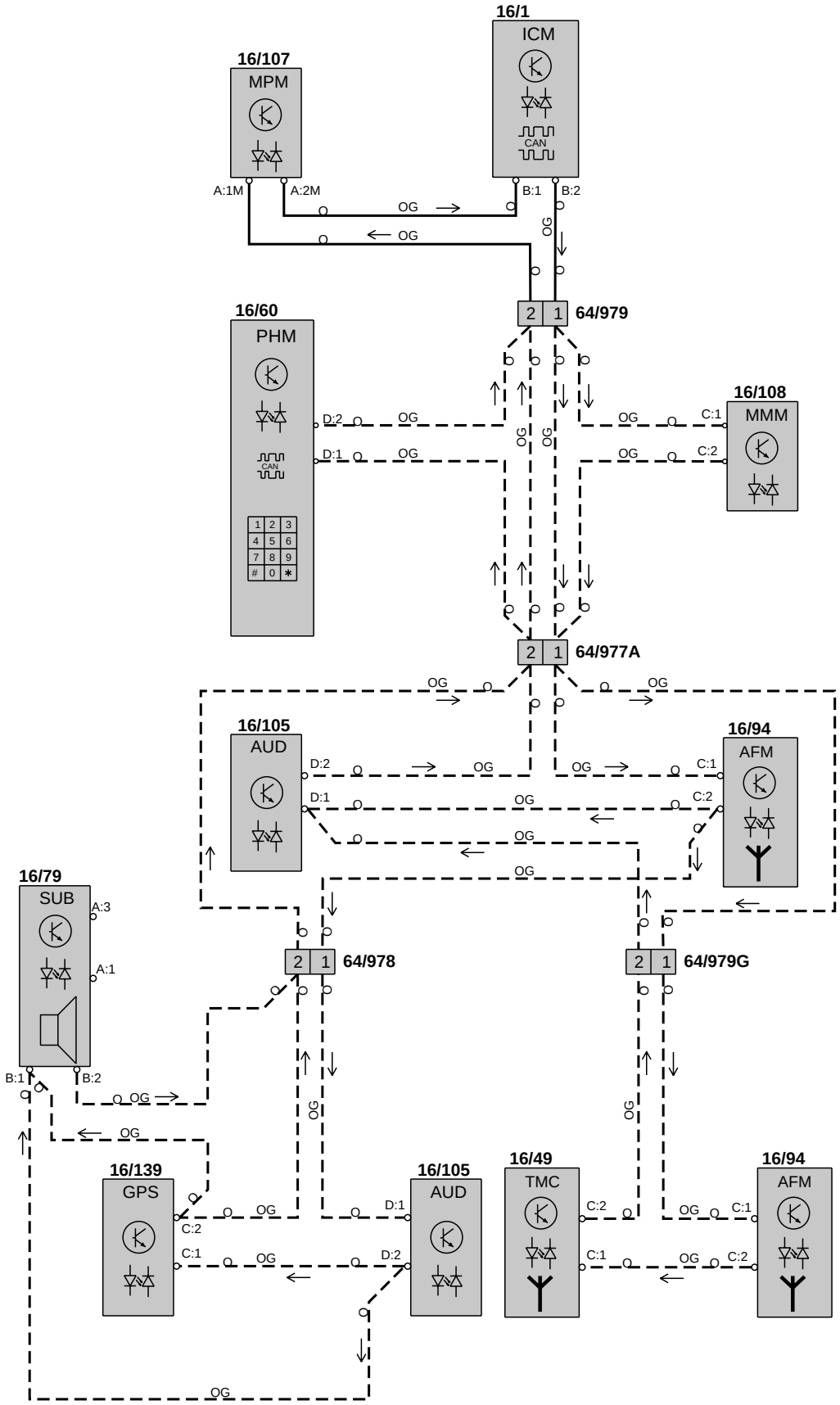
16/1
ICM
CAN
16/107
MPM
A:1M
A:2M
B:1
B:2
OG
64/979
16/60
PHM
CAN
D:2
D:1
16/108
MMM
C:1
C:2
64/977A
16/105
AUD
16/94
AFM
16/79
SUB
A:3
A:1
64/978
64/979G
16/139
GPS
16/49
TMC

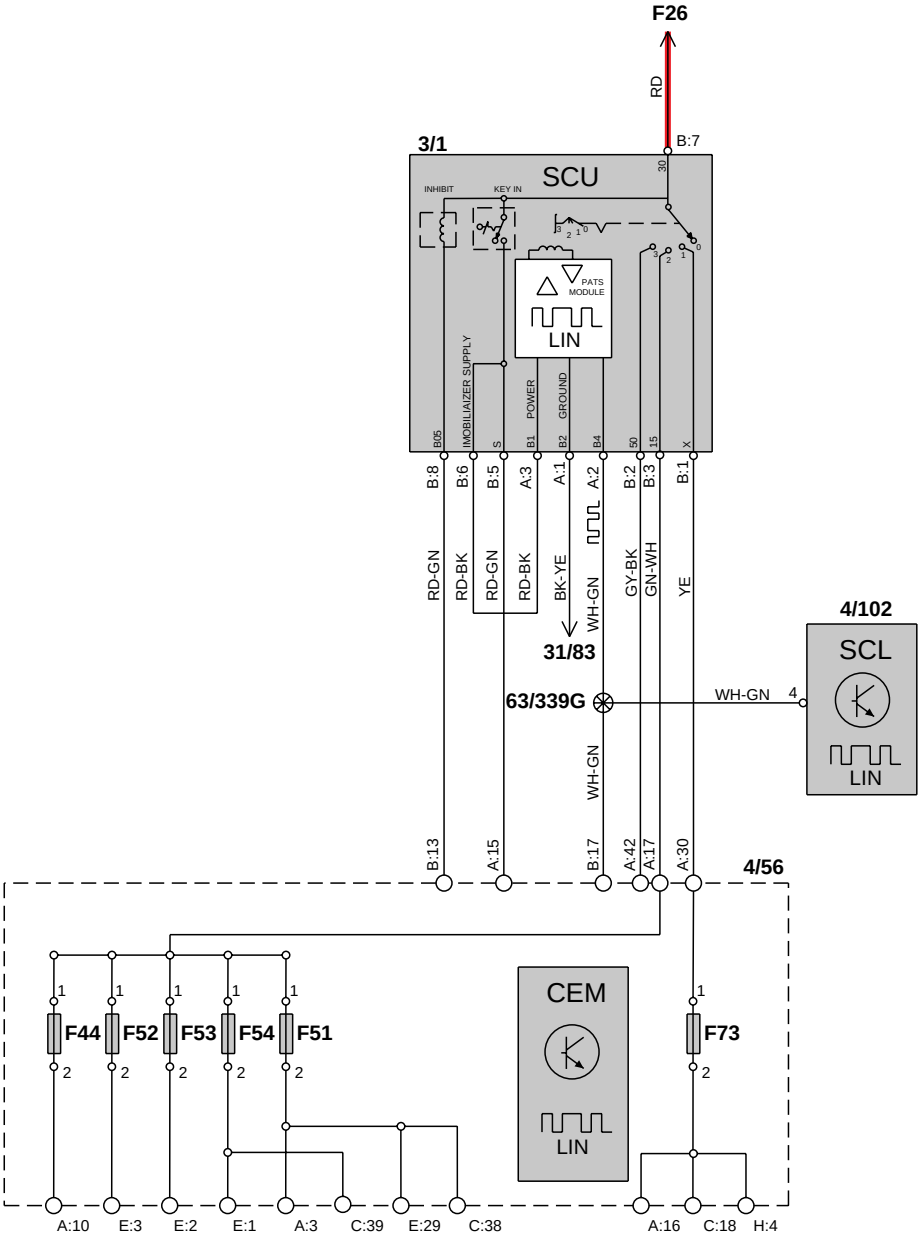
F26
RD
B:7
3/1
SCU
INHIBIT
KEY IN
30
PATS MODULE
LIN
IMOBILIAZER SUPPLY
POWER
GROUND
B/05
S
B1
B2
B4
50
15
X
B:8
B:6
B:5
A:3
A:1
A:2
B:2
B:3
B:1
RD-GN
RD-BK
RD-GN
RD-BK
BK-YE
WH-GN
GY-BK
GN-WH
YE
31/83
4/102
SCL
LIN
63/339G
WH-GN
4
WH-GN
B:13
A:15
B:17
A:42
A:17
A:30
4/56
CEM
LIN
F44
F52
F53
F54
F51
F73
A:10
E:3
E:2
E:1
A:3
C:39
E:29
C:38
A:16
C:18
H:4

Accessory Electronic Module (AEM)

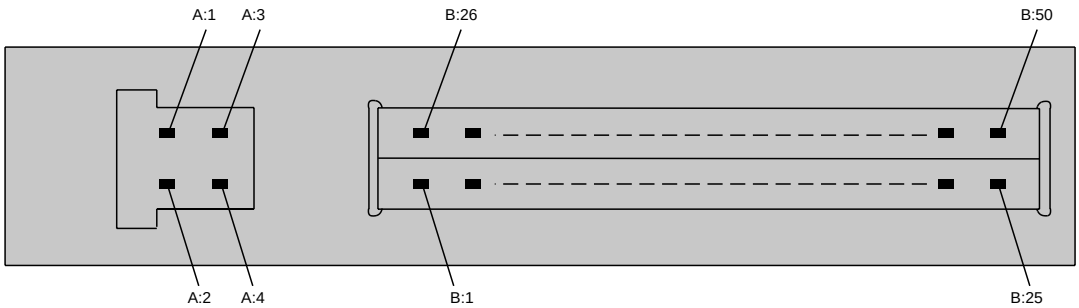

Pos	Function	Type
A:1	Electrical distribution	Ground
A:2	Electrical distribution	Feed
A:3	CAN communication	Input/output signals
A:4	CAN communication	Input/output signals
B:5	Electric engine heater	Steering, alternating current feed
B:11	Handsfree, audio disengage	Input signal
B:15	Alarm signal	Output signal
B:16	Alarm signal	Output signal
B:33	Alarm signal	Output signal
B:34	Alarm signal	Output signal

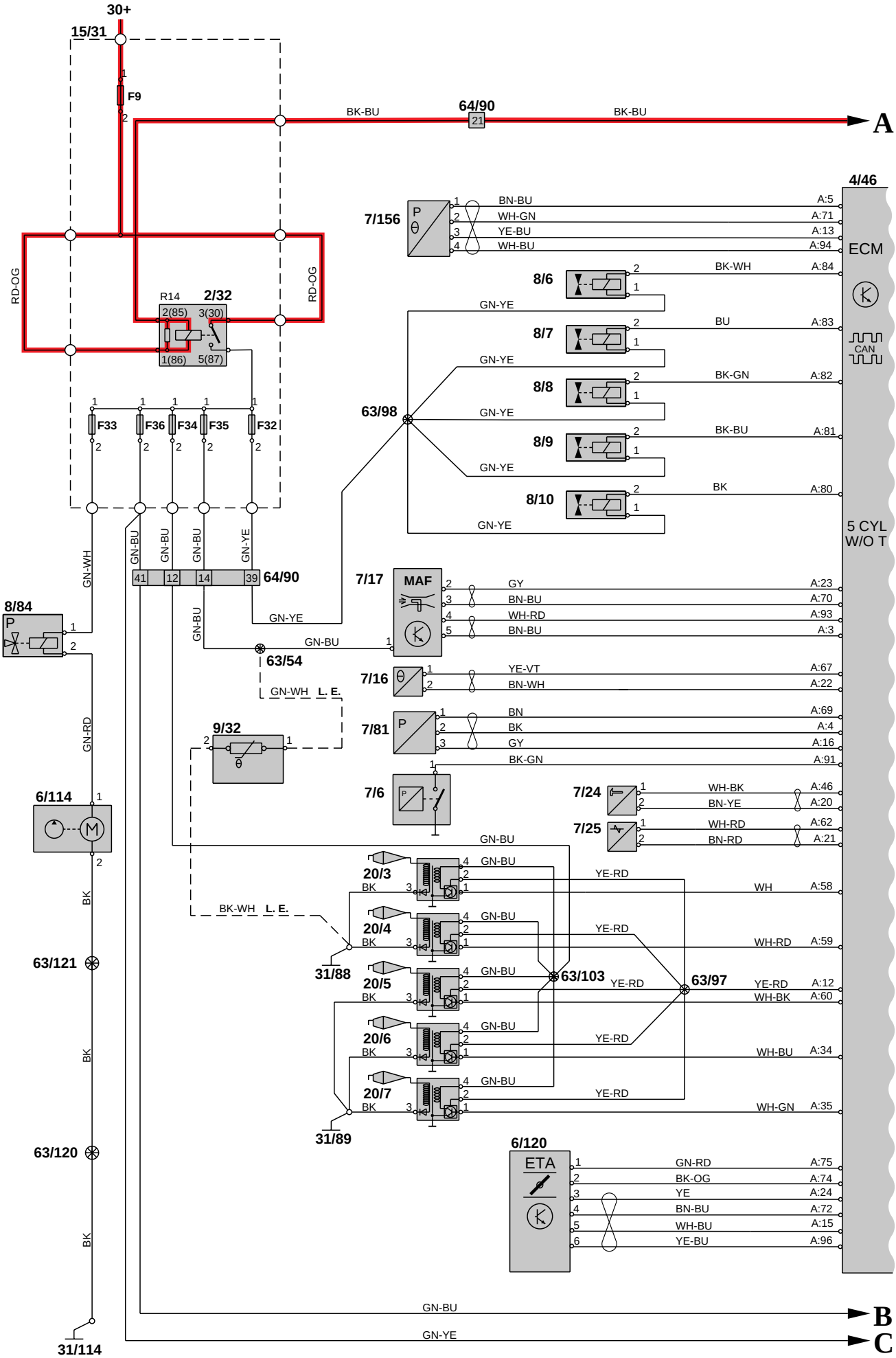
30+
15/31
F9
BK-BU
64/90
21
BK-BU
A
4/46
ECM
CAN
5 CYL
W/O T
7/156
BN-BU
WH-GN
YE-BU
WH-BU
A:5
A:71
A:13
A:94
8/6
BK-WH
A:84
8/7
BU
A:83
8/8
BK-GN
A:82
8/9
BK-BU
A:81
8/10
BK
A:80
GN-YE
63/98
RD-OG
R14
2/32
2(85)
3(30)
1(86)
5(87)
F33
F36
F34
F35
F32
GN-WH
GN-BU
GN-YE
41
12
14
39
64/90
7/17
MAF
GY
BN-BU
WH-RD
BN-BU
A:23
A:70
A:93
A:3
8/84
63/54
L. E.
7/16
YE-VT
BN-WH
A:67
A:22
9/32
7/81
BN
BK
GY
BK-GN
A:69
A:4
A:16
A:91
GN-RD
6/114
7/6
7/24
WH-BK
BN-YE
A:46
A:20
7/25
WH-RD
BN-RD
A:62
A:21
20/3
20/4
20/5
20/6
20/7
BK
YE-RD
WH
WH-RD
WH-BK
WH-BU
WH-GN
A:58
A:59
A:12
A:60
A:34
A:35
31/88
31/89
63/103
63/97
63/121
63/120
6/120
ETA
GN-RD
BK-OG
YE
BN-BU
WH-BU
YE-BU
A:75
A:74
A:24
A:72
A:15
A:96
B
C
31/114

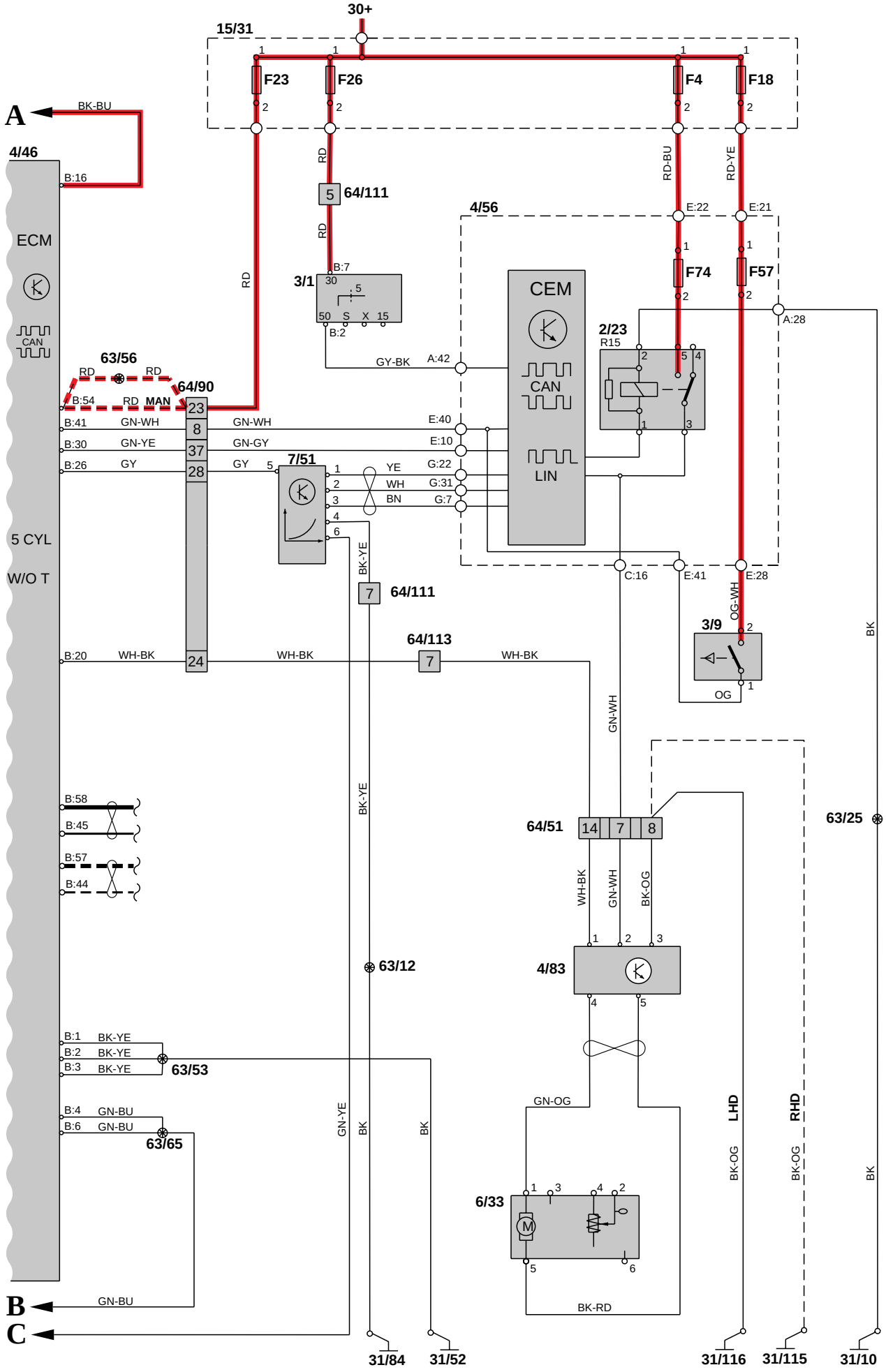
30+
15/31
F23
F26
F4
F18
A
BK-BU
4/46
B:16
ECM
CAN
5 CYL
W/O T
RD
5
64/111
RD
B:7
3/1
30
5
50
S
X
15
B:2
GY-BK
A:42
4/56
CEM
CAN
LIN
RD-BU
RD-YE
E:22
E:21
F74
F57
A:28
2/23
R15
63/56
RD
RD
64/90
B:54
RD
MAN
23
B:41
GN-WH
8
GN-WH
E:40
B:30
GN-YE
37
GN-GY
E:10
B:26
GY
28
GY
5
7/51
YE
G:22
WH
G:31
BN
G:7
BK-YE
7
64/111
C:16
E:41
E:28
OG-WH
3/9
OG
BK
64/113
7
B:20
WH-BK
24
WH-BK
WH-BK
GN-WH
B:58
B:45
B:57
B:44
BK-YE
64/51
14
7
8
63/25
WH-BK
GN-WH
BK-OG
63/12
4/83
B:1
BK-YE
B:2
BK-YE
B:3
BK-YE
63/53
GN-OG
B:4
GN-BU
B:6
GN-BU
63/65
GN-YE
BK
BK
LHD
RHD
BK-OG
BK-OG
BK
6/33
M
BK-RD
B
GN-BU
C
31/84
31/52
31/116
31/115
31/10

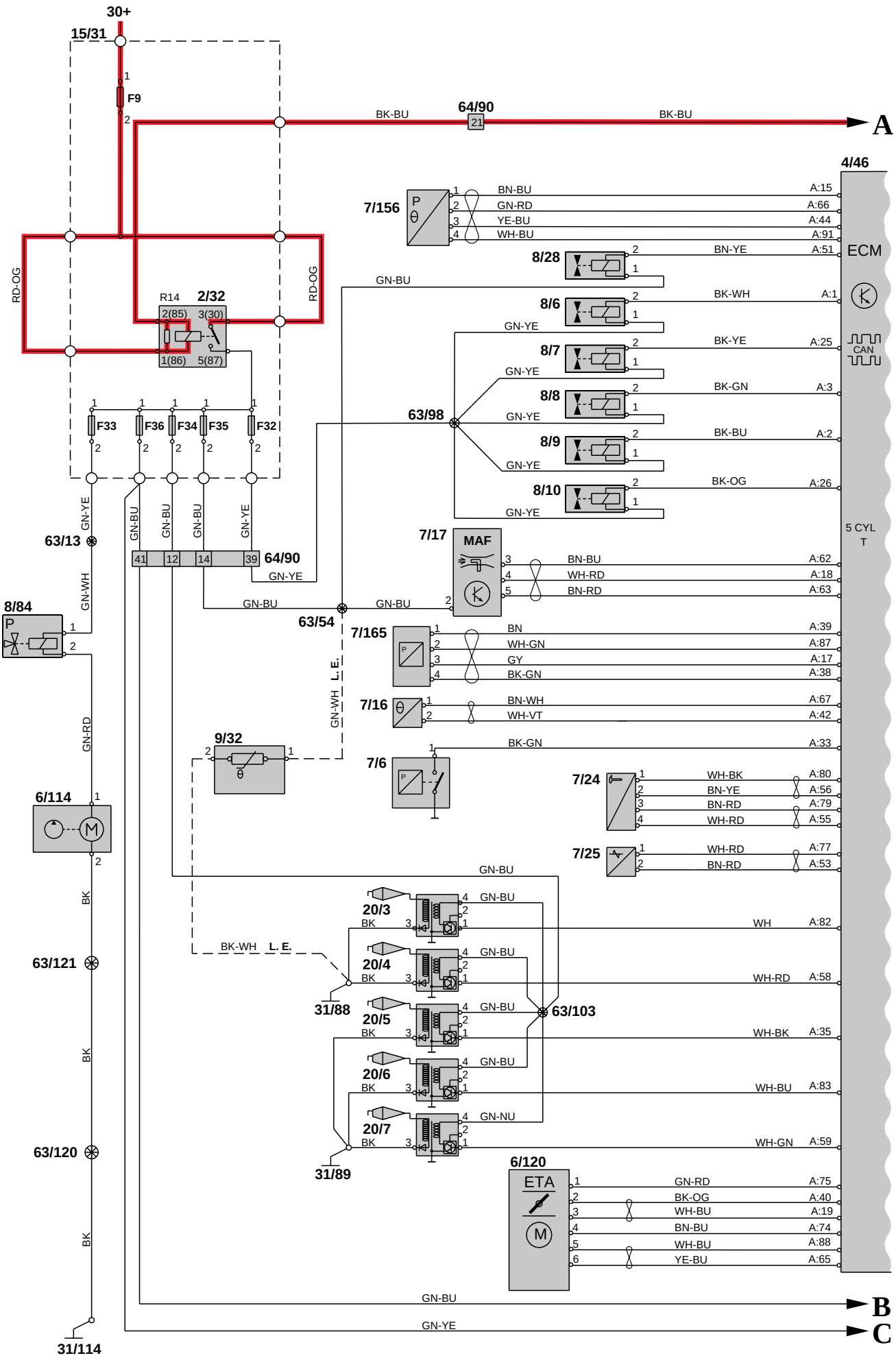
30+
15/31
F9
BK-BU
64/90
21
BK-BU
A
4/46
ECM
CAN
5 CYL
T
7/156
BN-BU
GN-RD
YE-BU
WH-BU
A:15
A:66
A:44
A:91
8/28
BN-YE
A:51
GN-BU
8/6
BK-WH
A:1
GN-YE
8/7
BK-YE
A:25
8/8
BK-GN
A:3
63/98
8/9
BK-BU
A:2
8/10
BK-OG
A:26
RD-OG
R14
2/32
2(85)
3(30)
1(86)
5(87)
F33
F36
F34
F35
F32
GN-YE
GN-BU
63/13
41
12
14
39
64/90
7/17
MAF
BN-BU
WH-RD
BN-RD
A:62
A:18
A:63
8/84
GN-WH
63/54
7/165
BN
WH-GN
GY
BK-GN
A:39
A:87
A:17
A:38
L. E.
7/16
BN-WH
WH-VT
A:67
A:42
9/32
7/6
BK-GN
A:33
7/24
WH-BK
BN-YE
BN-RD
WH-RD
A:80
A:56
A:79
A:55
6/114
GN-RD
7/25
WH-RD
BN-RD
A:77
A:53
BK
63/121
BK-WH
20/3
20/4
20/5
20/6
20/7
WH
WH-RD
WH-BK
WH-BU
WH-GN
A:82
A:58
A:35
A:83
A:59
31/88
63/103
GN-NU
31/89
63/120
6/120
ETA
GN-RD
BK-OG
WH-BU
BN-BU
WH-BU
YE-BU
A:75
A:40
A:19
A:74
A:88
A:65
B
C
31/114

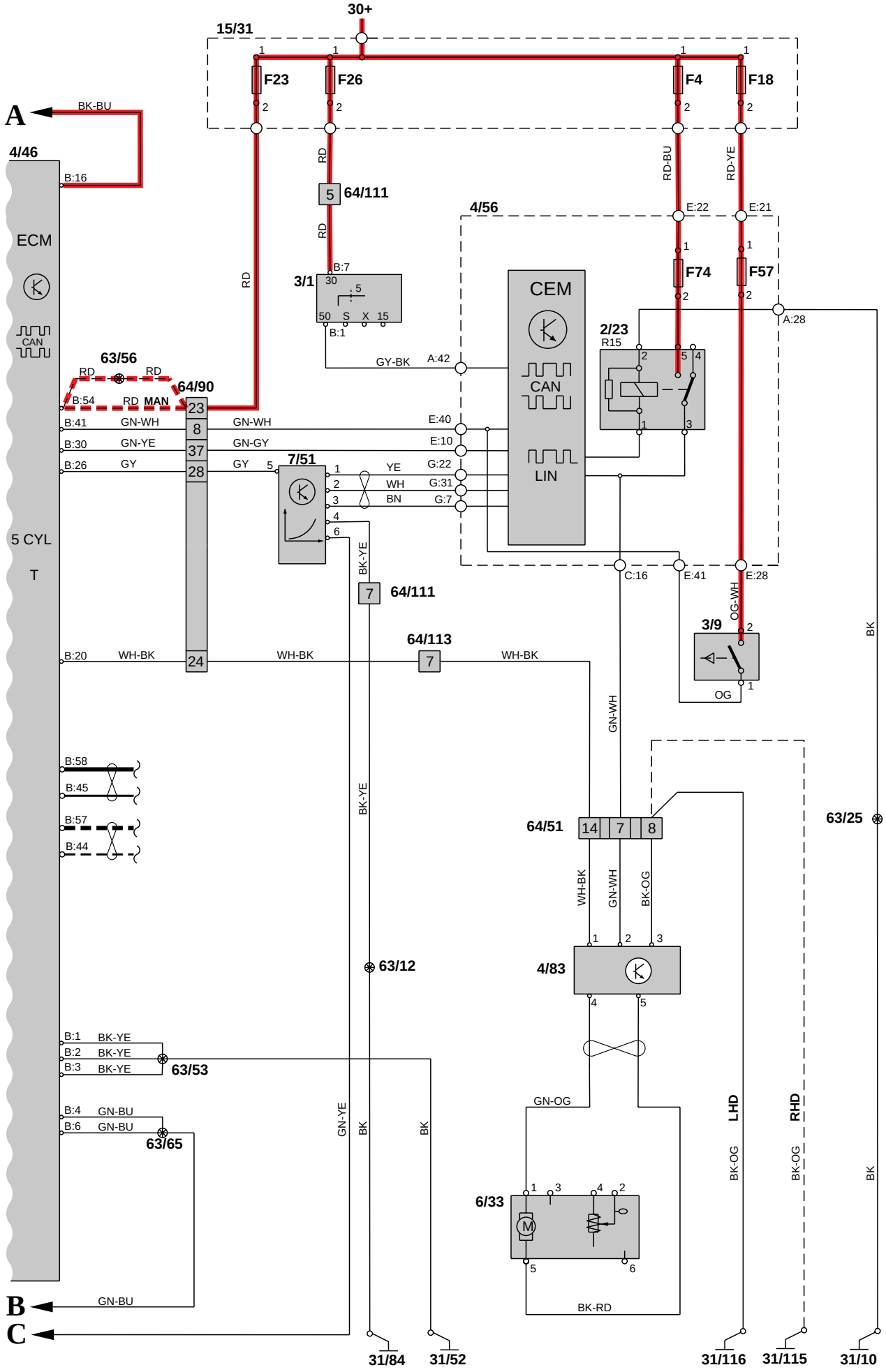
30+
15/31
F23
F26
F4
F18
A
BK-BU
4/46
B:16
ECM
CAN
5 CYL
T
RD
64/111
RD-BU
RD-YE
4/56
E:22
E:21
F74
F57
3/1
B:7
B:1
CEM
CAN
LIN
2/23
R15
A:28
GY-BK
A:42
63/56
64/90
B:54
RD MAN
B:41
GN-WH
B:30
GN-YE
B:26
GY
E:40
E:10
7/51
YE
WH
BN
G:22
G:31
G:7
BK-YE
64/111
C:16
E:41
E:28
OG-WH
3/9
OG
64/113
B:20
WH-BK
BK
GN-WH
B:58
B:45
B:57
B:44
64/51
63/25
WH-BK
GN-WH
BK-OG
63/12
4/83
B:1
B:2
B:3
BK-YE
63/53
B:4
B:6
GN-BU
63/65
GN-OG
LHD
RHD
6/33
BK-RD
B
C
31/84
31/52
31/116
31/115
31/10

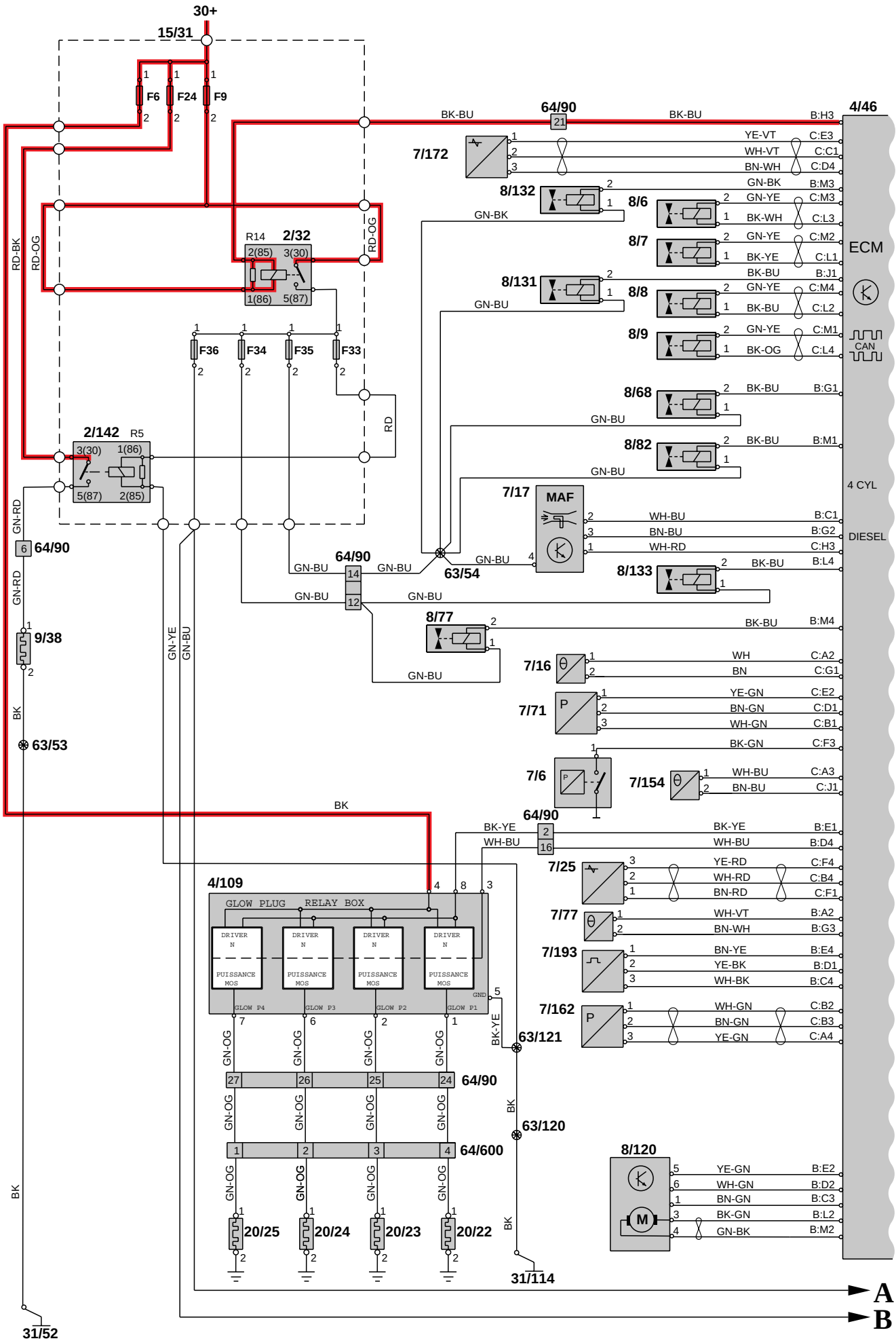
30+
15/31
F6
F24
F9
64/90
4/46
BK-BU
7/172
YE-VT
WH-VT
BN-WH
C:E3
C:C1
C:D4
8/132
GN-BK
B:M3
8/6
GN-YE
BK-WH
C:M3
C:L3
8/7
GN-YE
BK-YE
C:M2
C:L1
8/131
BK-BU
B:J1
8/8
GN-YE
BK-BU
C:M4
C:L2
8/9
GN-YE
BK-OG
C:M1
C:L4
ECM
CAN
8/68
BK-BU
B:G1
8/82
BK-BU
B:M1
4 CYL
DIESEL
7/17
MAF
WH-BU
BN-BU
WH-RD
B:C1
B:G2
C:H3
8/133
BK-BU
B:L4
R14
2/32
2(85)
3(30)
1(86)
5(87)
RD-BK
RD-OG
F36
F34
F35
F33
RD
2/142
R5
3(30)
1(86)
5(87)
2(85)
GN-RD
64/90
9/38
BK
63/53
GN-BU
63/54
8/77
BK-BU
B:M4
7/16
WH
BN
C:A2
C:G1
7/71
YE-GN
BN-GN
WH-GN
C:E2
C:D1
C:B1
7/6
BK-GN
C:F3
7/154
WH-BU
BN-BU
C:A3
C:J1
BK-YE
WH-BU
B:E1
B:D4
7/25
YE-RD
WH-RD
BN-RD
C:F4
C:B4
C:F1
7/77
WH-VT
BN-WH
B:A2
B:G3
7/193
BN-YE
YE-BK
WH-BK
B:E4
B:D1
B:C4
7/162
WH-GN
BN-GN
YE-GN
C:B2
C:B3
C:A4
4/109
GLOW PLUG RELAY BOX
DRIVER N
PUISSANCE MOS
GLOW P4
GLOW P3
GLOW P2
GLOW P1
GND
GN-OG
63/121
63/120
64/600
20/25
20/24
20/23
20/22
8/120
YE-GN
WH-GN
BN-GN
BK-GN
GN-BK
B:E2
B:D2
B:C3
B:L2
B:M2
31/114
31/52
A
B

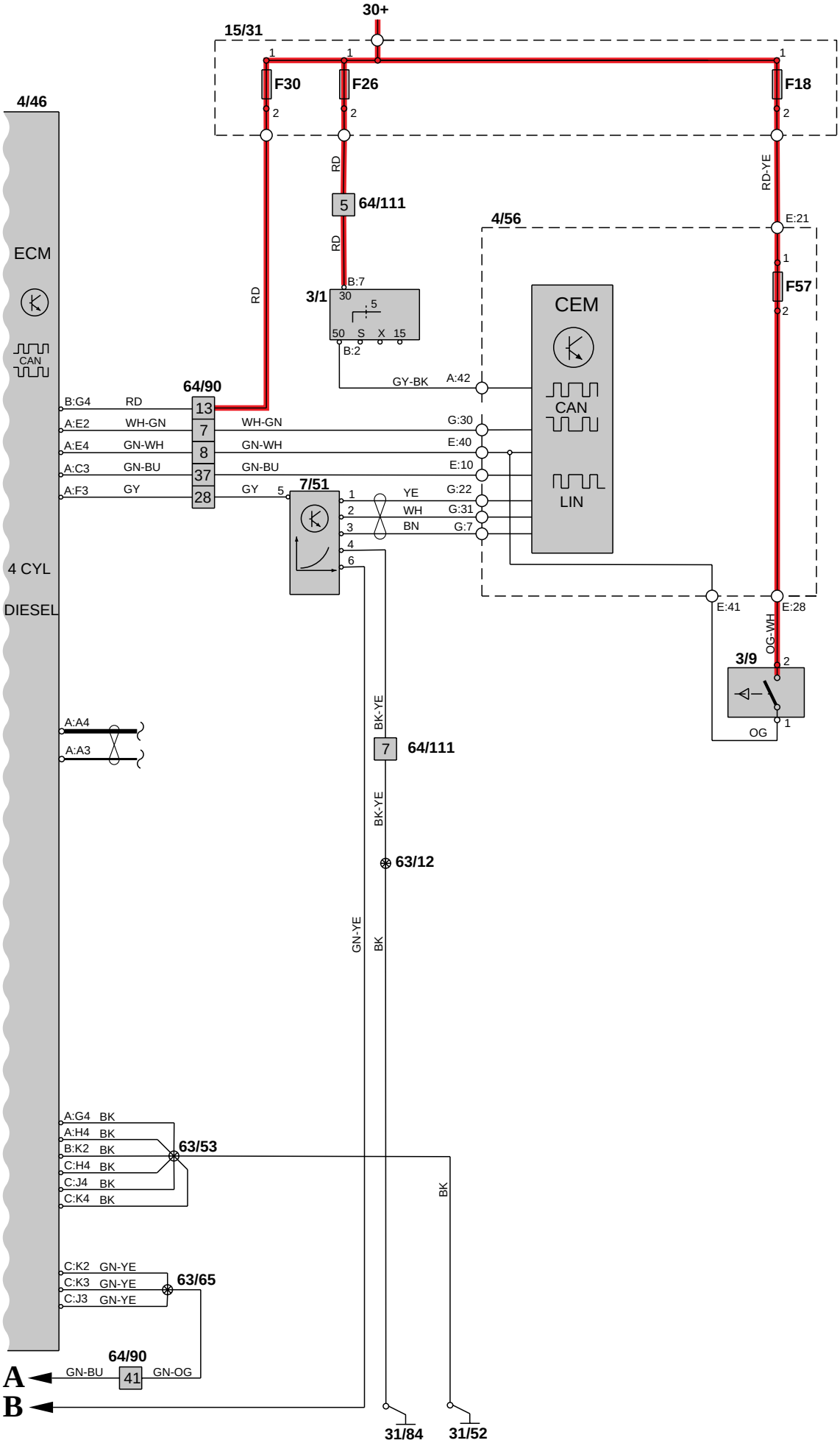
30+
15/31
F30
F26
F18
4/46
ECM
CAN
4 CYL
DIESEL
RD
64/111
RD-YE
4/56
E:21
F57
3/1
B:7
B:2
CEM
CAN
LIN
GY-BK
A:42
64/90
B:G4
A:E2
A:E4
A:C3
A:F3
WH-GN
GN-WH
GN-BU
GY
G:30
E:40
E:10
7/51
YE
WH
BN
G:22
G:31
G:7
E:41
E:28
OG-WH
3/9
OG
A:A4
A:A3
BK-YE
64/111
63/12
GN-YE
BK
A:G4
A:H4
B:K2
C:H4
C:J4
C:K4
63/53
C:K2
C:K3
C:J3
63/65
64/90
GN-BU
GN-OG
A
B
31/84
31/52

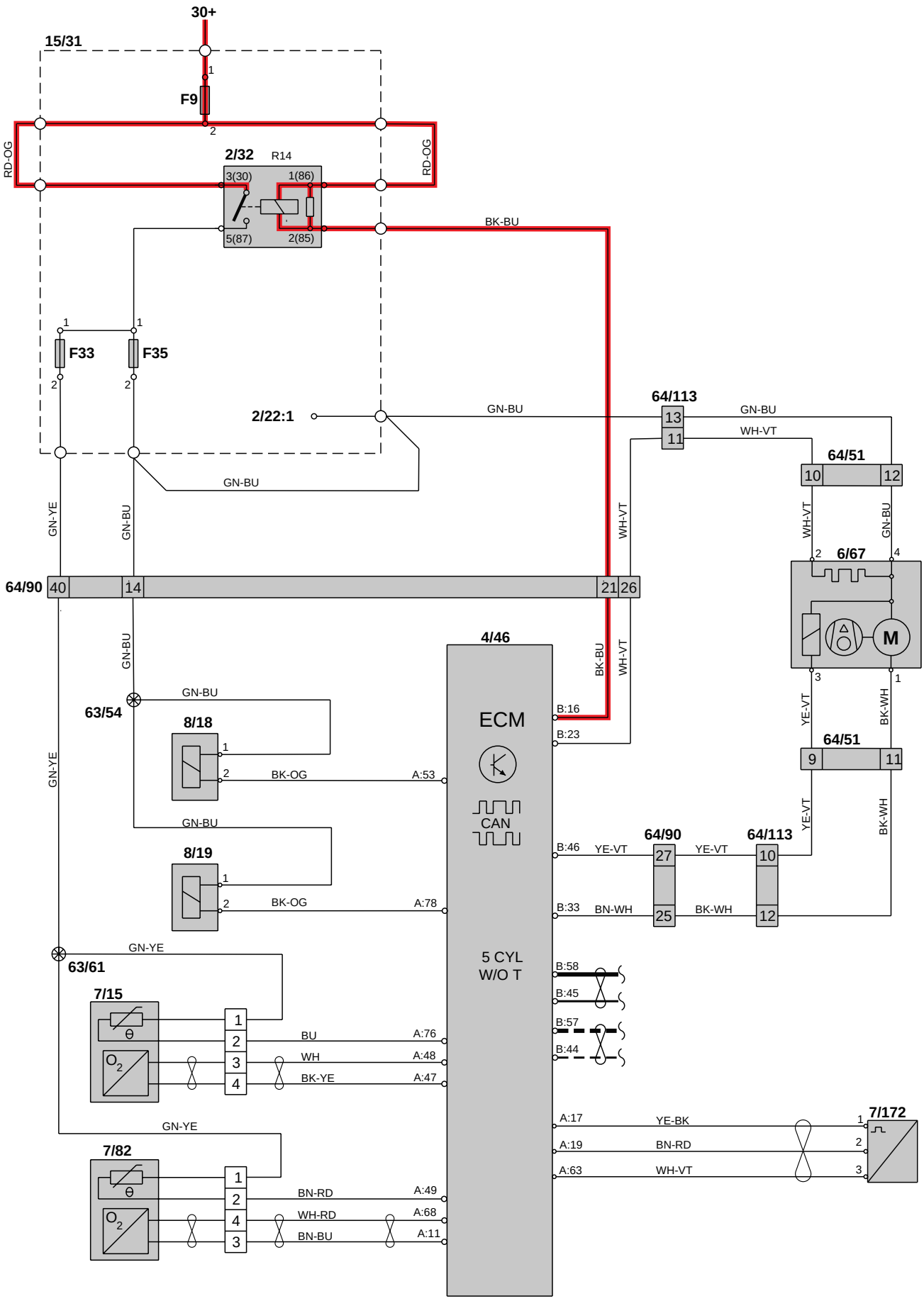
30+
15/31
F9
RD-OG
2/32
R14
3(30)
1(86)
5(87)
2(85)
BK-BU
F33
F35
2/22:1
GN-BU
64/113
13
11
WH-VT
64/51
10
12
6/67
M
GN-YE
64/90
40
14
21
26
4/46
ECM
CAN
5 CYL
W/O T
63/54
8/18
BK-OG
A:53
8/19
A:78
B:16
B:23
B:46
YE-VT
B:33
BN-WH
27
25
9
11
YE-VT
BK-WH
63/61
7/15
BU
WH
BK-YE
A:76
A:48
A:47
B:58
B:45
B:57
B:44
7/82
BN-RD
WH-RD
BN-BU
A:49
A:68
A:11
A:17
A:19
A:63
YE-BK
BN-RD
WH-VT
7/172

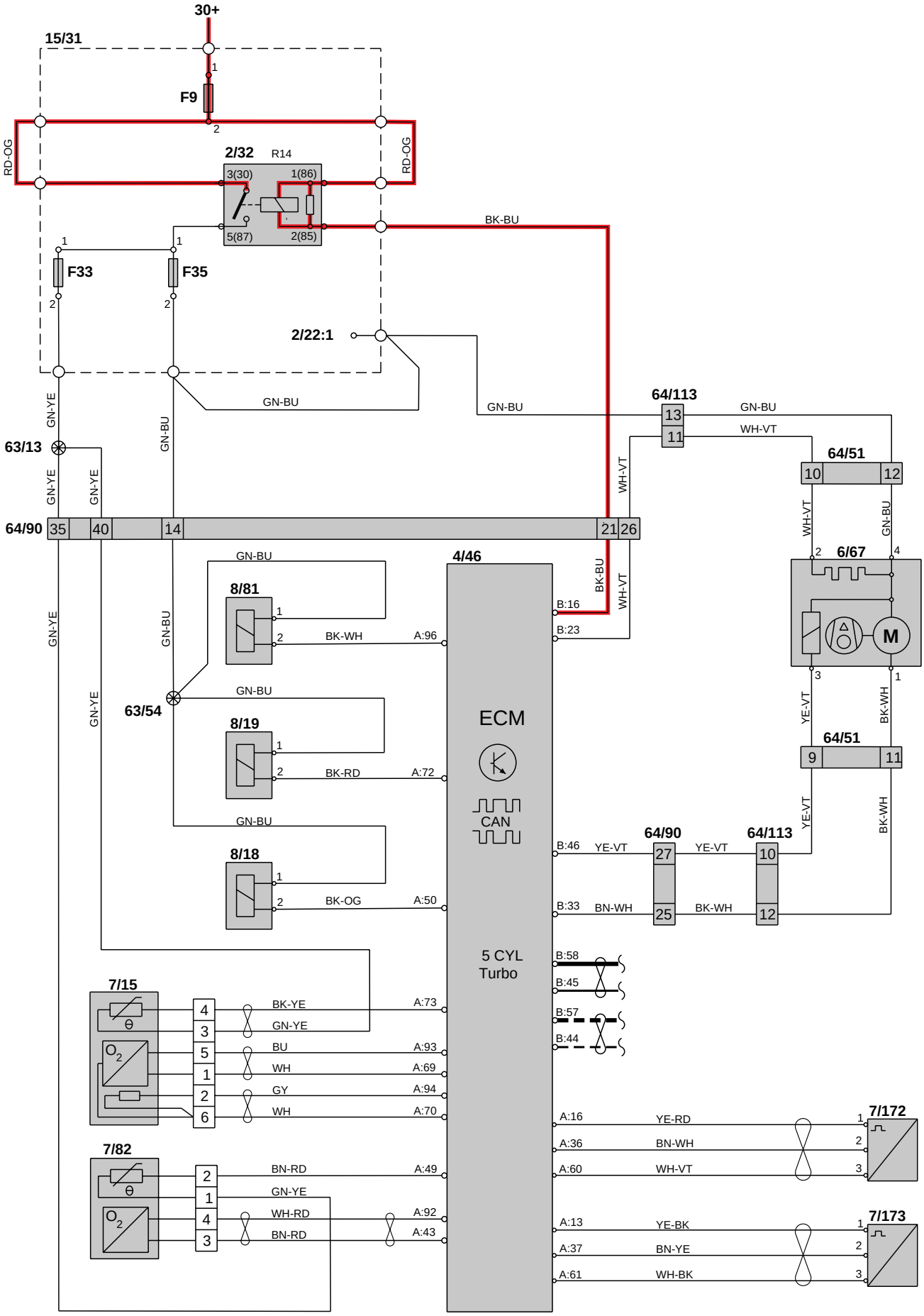
30+
15/31
F9
RD-OG
2/32
R14
3(30)
1(86)
5(87)
2(85)
BK-BU
F33
F35
2/22:1
GN-BU
GN-YE
63/13
64/90
35
40
14
21
26
64/113
13
11
WH-VT
64/51
10
12
6/67
M
YE-VT
BK-WH
9
4/46
ECM
CAN
5 CYL
Turbo
B:16
B:23
8/81
BK-WH
A:96
63/54
8/19
BK-RD
A:72
8/18
BK-OG
A:50
B:46
YE-VT
27
B:33
BN-WH
25
BK-WH
12
B:58
B:45
B:57
B:44
7/15
BK-YE
GN-YE
BU
WH
GY
WH
A:73
A:93
A:69
A:94
A:70
7/82
BN-RD
GN-YE
WH-RD
BN-RD
A:49
A:92
A:43
A:16
YE-RD
A:36
BN-WH
A:60
WH-VT
7/172
A:13
YE-BK
A:37
BN-YE
A:61
WH-BK
7/173

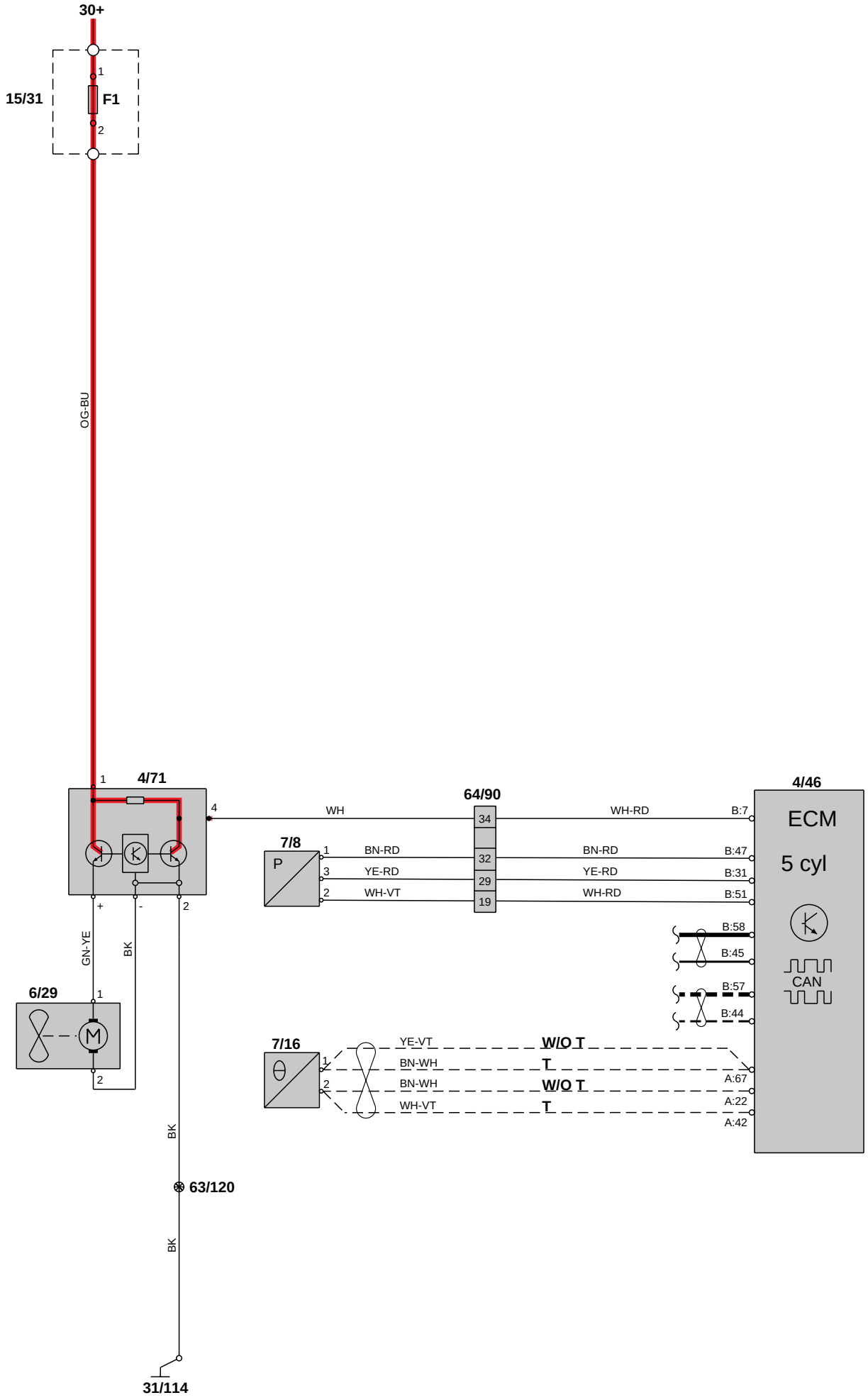
30+
15/31
F1
1
2
OG-BU
4/71
1
4
2
+
-
GN-YE
BK
6/29
1
2
WH
64/90
34
32
29
19
WH-RD
B:7
7/8
P
1
3
2
BN-RD
YE-RD
WH-VT
BN-RD
YE-RD
WH-RD
B:47
B:31
B:51
4/46
ECM
5 cyl
CAN
B:58
B:45
B:57
B:44
7/16
YE-VT
BN-WH
BN-WH
WH-VT
W/O T
T
W/O T
T
A:67
A:22
A:42
BK
63/120
BK
31/114

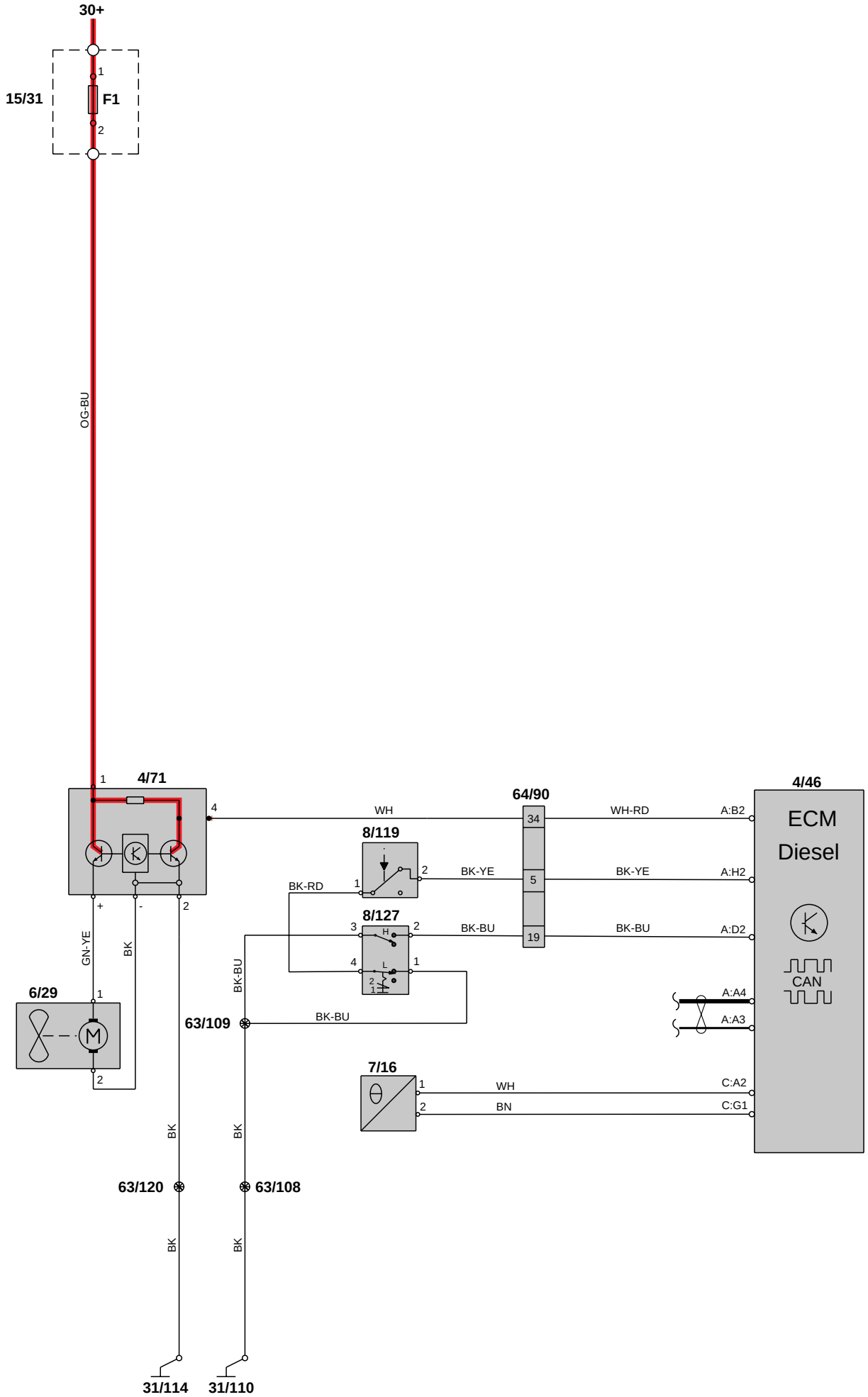
30+
15/31
F1
1
2
OG-BU
4/71
1
4
2
+
-
GN-YE
BK
6/29
1
2
WH
64/90
34
WH-RD
A:B2
4/46
ECM
Diesel
8/119
2
1
BK-RD
BK-YE
5
BK-YE
A:H2
8/127
3
2
BK-BU
19
BK-BU
A:D2
4
1
BK-BU
63/109
BK-BU
CAN
A:A4
A:A3
7/16
1
2
WH
BN
C:A2
C:G1
BK
BK
63/120
63/108
BK
BK
31/114
31/110

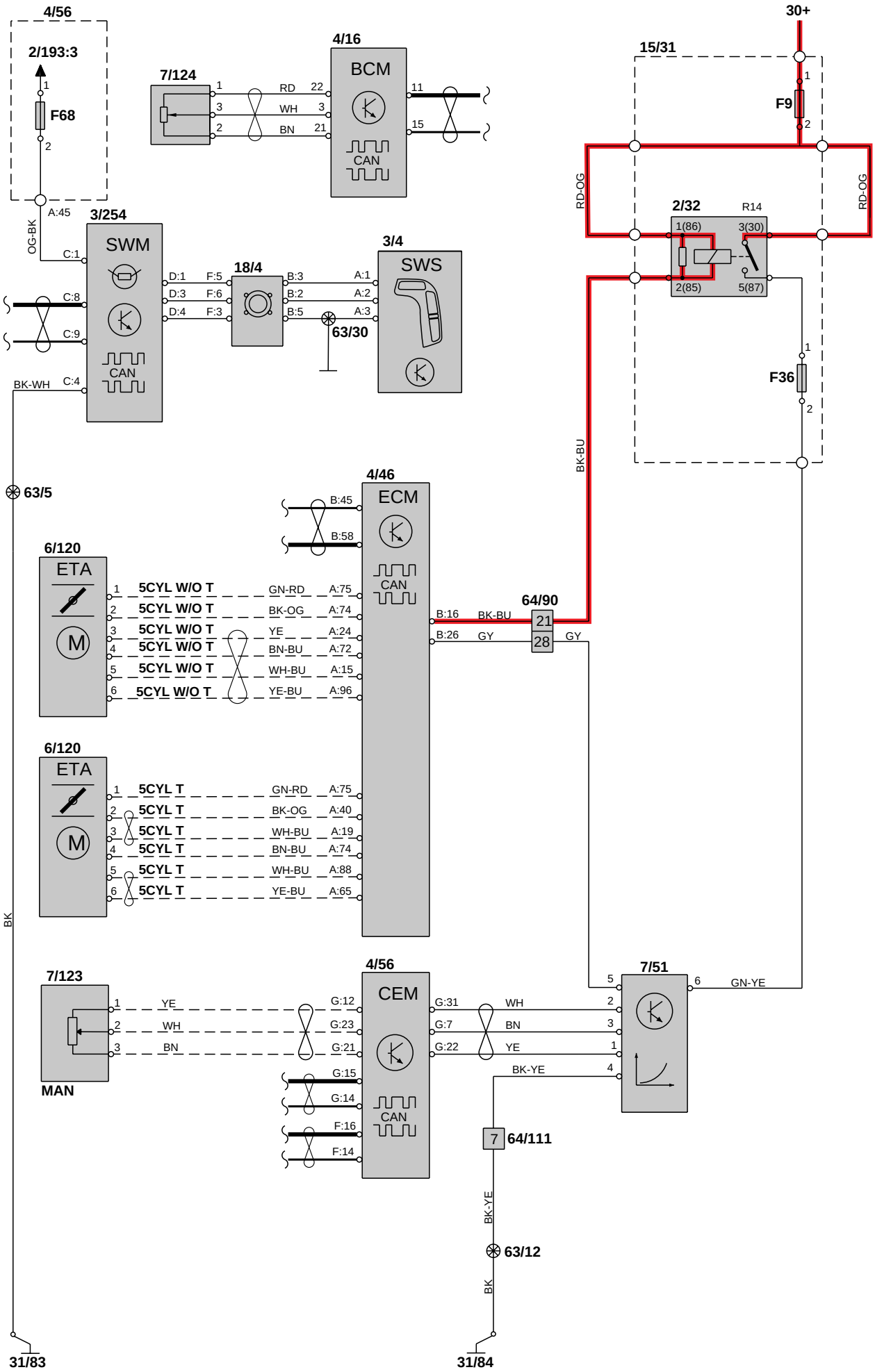
4/56
2/193:3
F68
A:45
OG-BK
3/254
SWM
C:1
C:8
C:9
BK-WH
C:4
CAN
7/124
RD
WH
BN
4/16
BCM
CAN
18/4
D:1
D:3
D:4
F:5
F:6
F:3
B:3
B:2
B:5
A:1
A:2
A:3
63/30
3/4
SWS
30+
15/31
F9
RD-OG
2/32
R14
1(86)
3(30)
2(85)
5(87)
F36
BK-BU
63/5
4/46
ECM
B:45
B:58
6/120
ETA
M
5CYL W/O T
GN-RD
BK-OG
YE
BN-BU
WH-BU
YE-BU
A:75
A:74
A:24
A:72
A:15
A:96
64/90
B:16
B:26
GY
6/120
ETA
M
5CYL T
A:40
A:19
A:88
A:65
BK
7/123
MAN
4/56
CEM
G:12
G:23
G:21
G:15
G:14
F:16
F:14
G:31
G:7
G:22
7/51
GN-YE
BK-YE
64/111
63/12
31/83
31/84

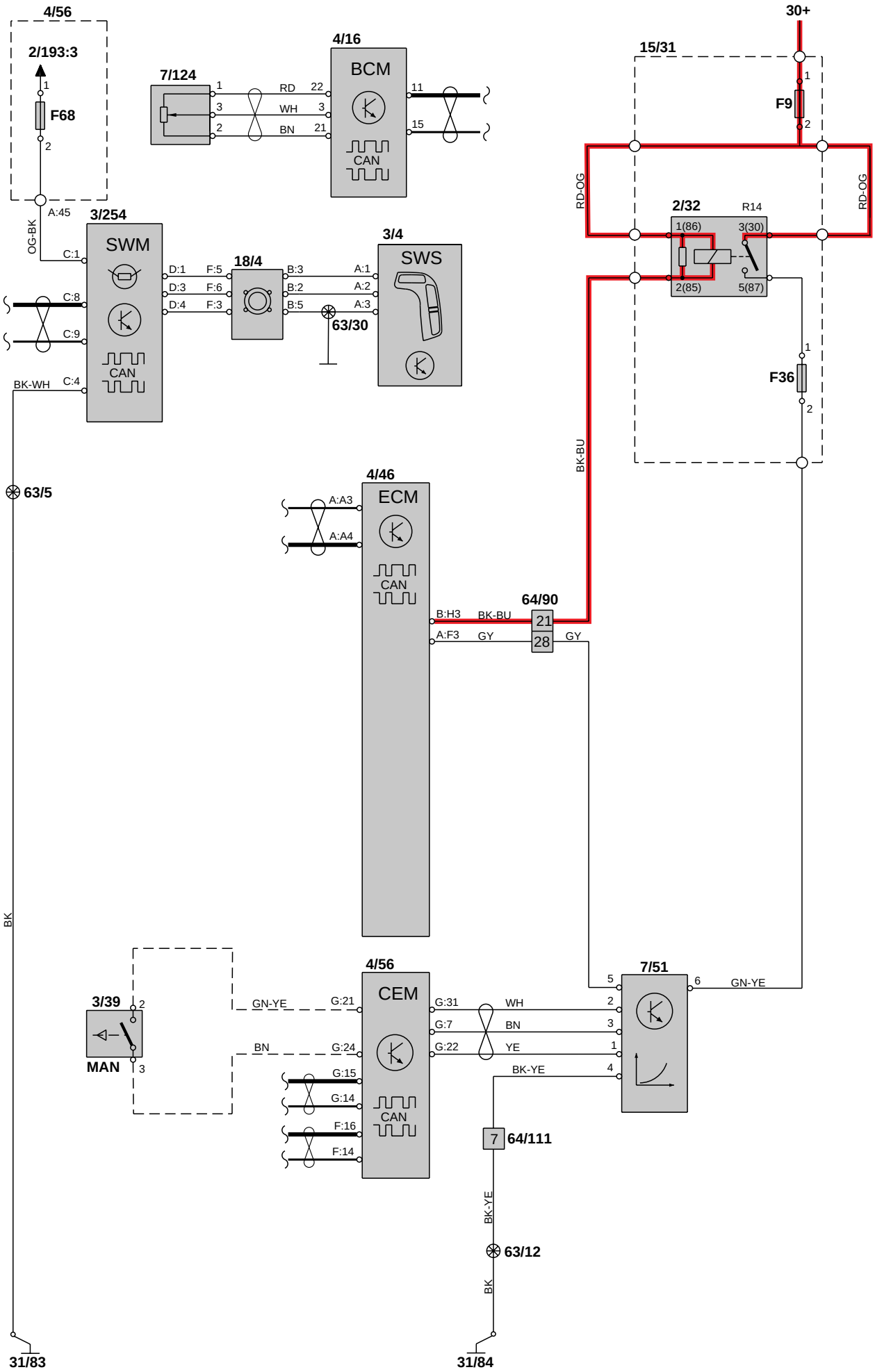
4/56
2/193:3
F68
A:45
OG-BK
3/254
SWM
C:1
C:8
C:9
BK-WH
C:4
CAN
7/124
RD
WH
BN
4/16
BCM
CAN
18/4
D:1
D:3
D:4
F:5
F:6
F:3
B:3
B:2
B:5
63/30
3/4
SWS
A:1
A:2
A:3
30+
15/31
F9
RD-OG
2/32
R14
1(86)
3(30)
2(85)
5(87)
F36
BK-BU
63/5
4/46
ECM
A:A3
A:A4
CAN
64/90
B:H3
A:F3
GY
3/39
MAN
GN-YE
G:21
BN
G:24
G:15
G:14
F:16
F:14
4/56
CEM
G:31
G:7
G:22
WH
YE
BK-YE
7/51
GN-YE
64/111
63/12
BK
31/83
31/84

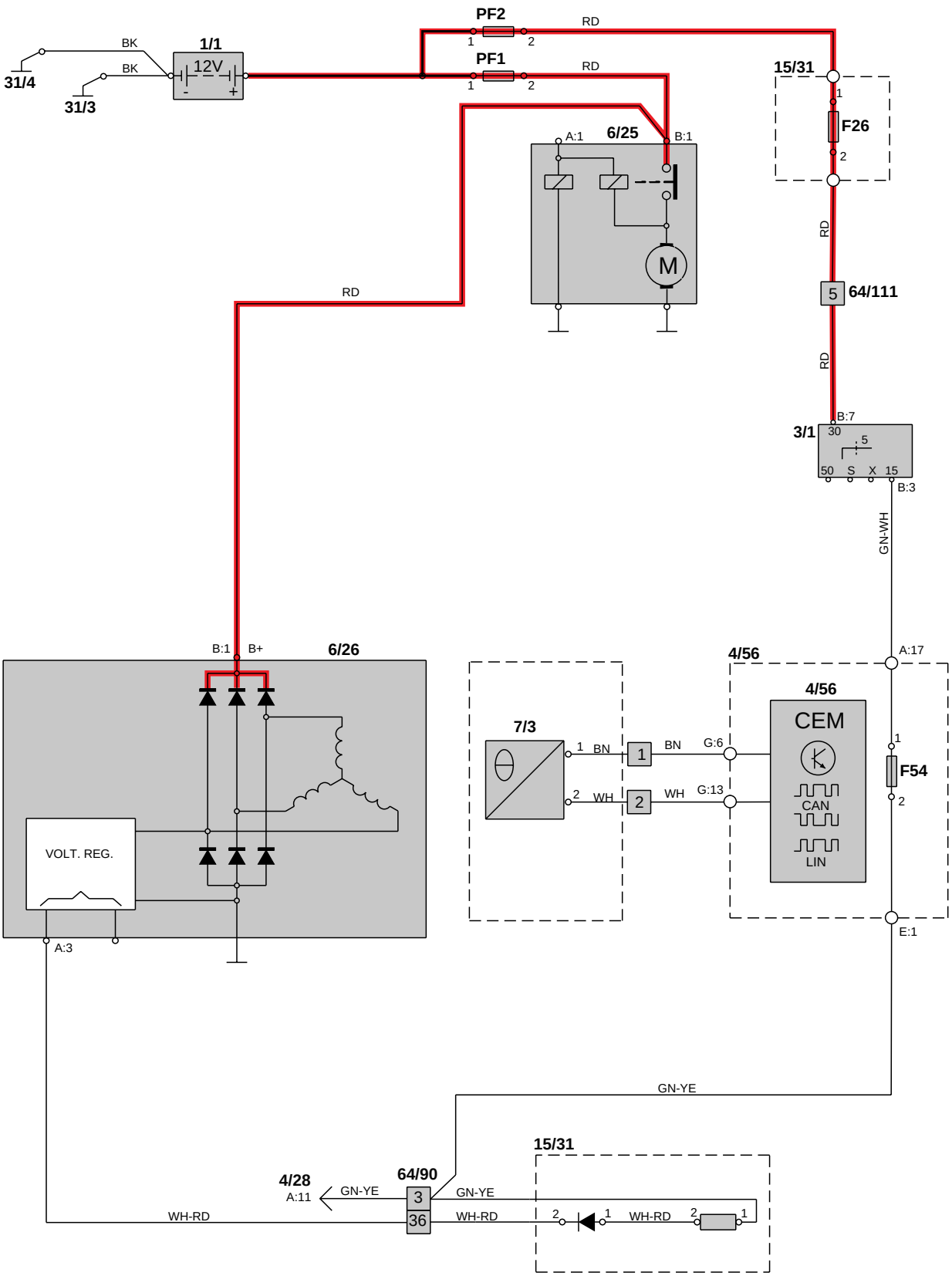
PF2
RD
1
2
PF1
RD
1
2
BK
BK
1/1
12V
-
+
31/4
31/3
15/31
1
F26
2
A:1
6/25
B:1
M
RD
RD
5
64/111
RD
B:7
3/1
30
5
50
S
X
15
B:3
GN-WH
B:1
B+
6/26
VOLT. REG.
A:3
7/3
1
BN
2
WH
1
BN
2
WH
G:6
G:13
4/56
A:17
4/56
CEM
CAN
LIN
1
F54
2
E:1
GN-YE
15/31
4/28
A:11
GN-YE
64/90
3
36
GN-YE
WH-RD
WH-RD
2
1
WH-RD
2
1

Group 32 Generator and voltage regulator
Power supply, Diesel

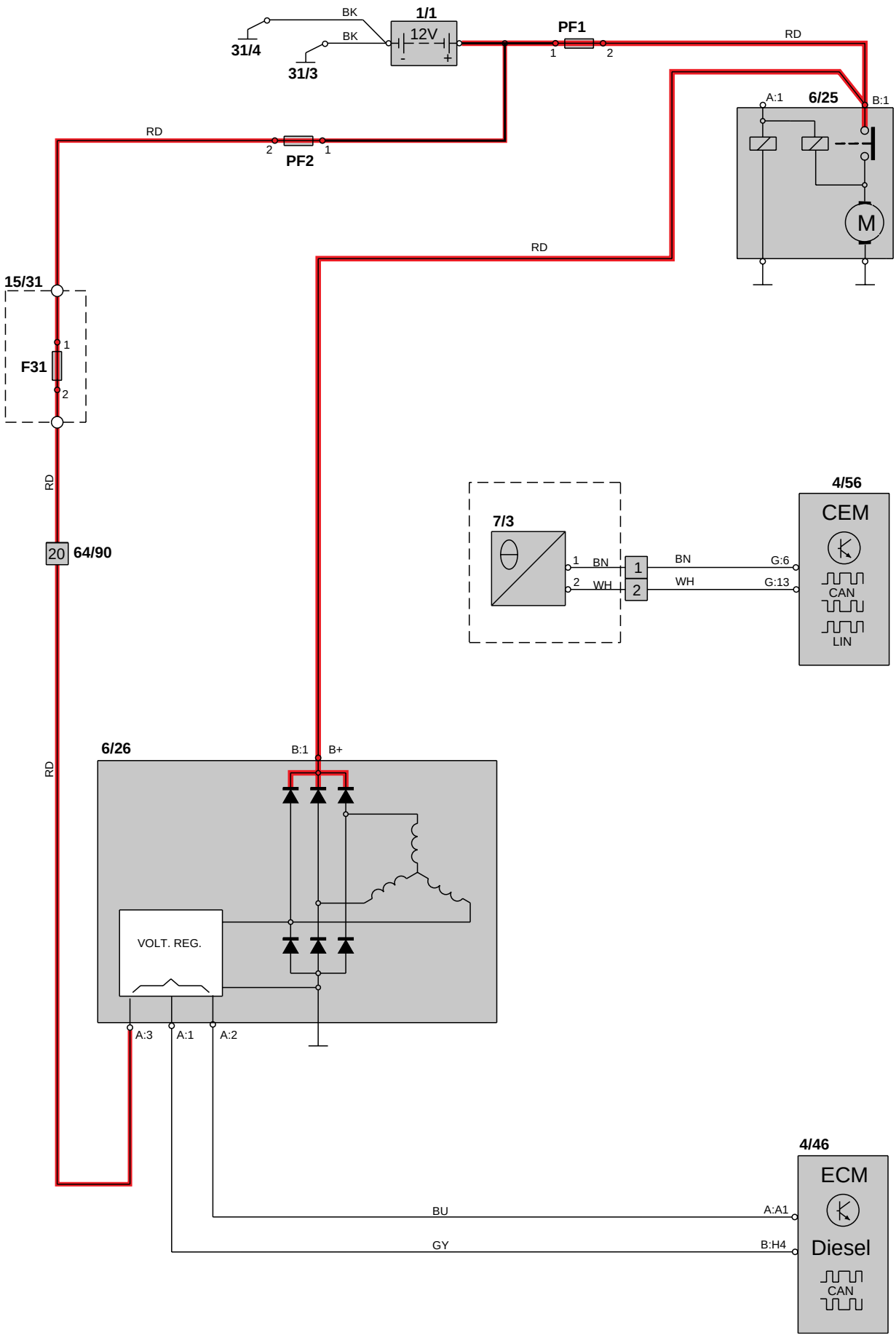

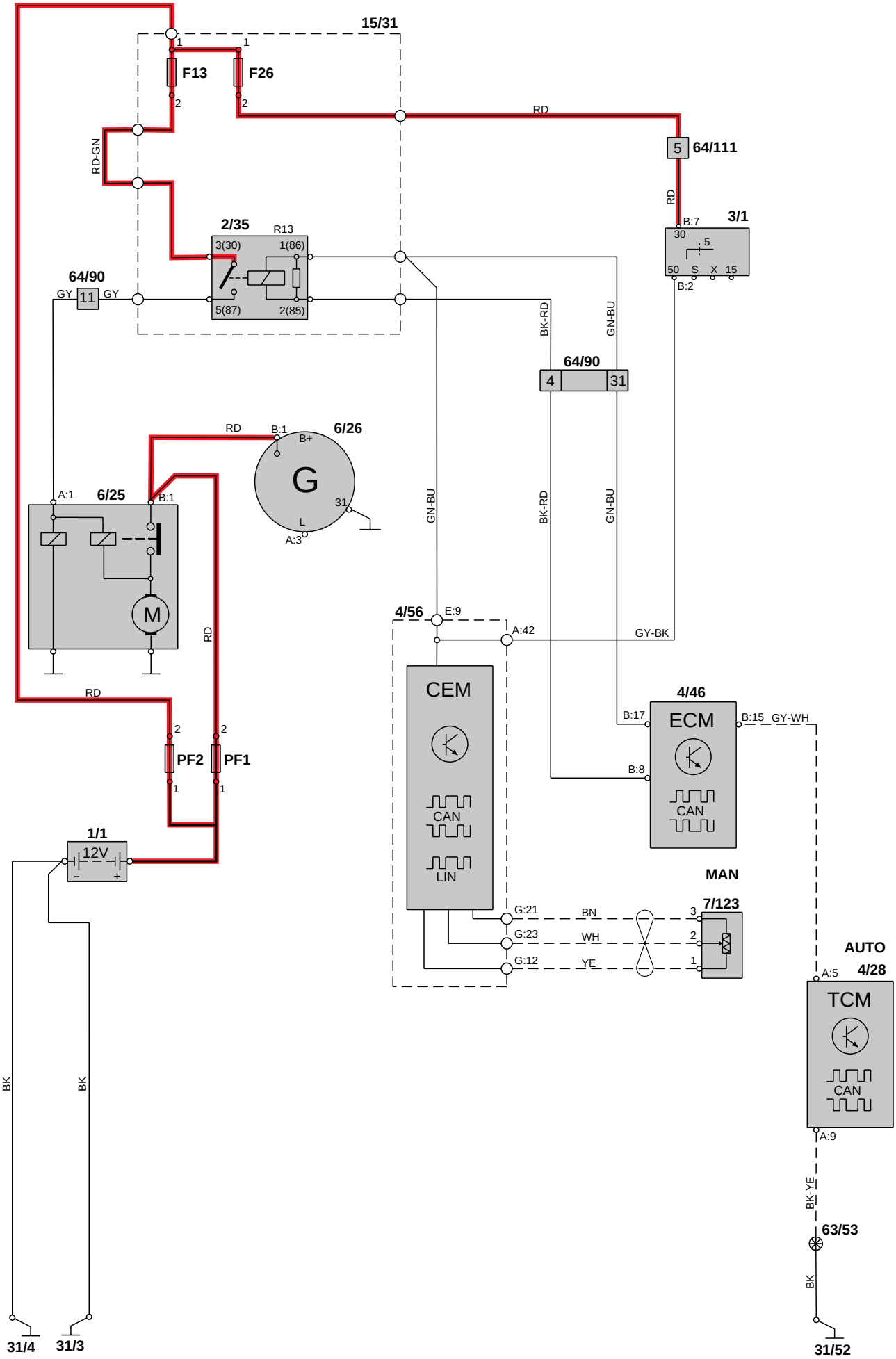
15/31
F13
F26
RD
RD-GN
5
64/111
RD
B:7
3/1
30
5
50
S
X
15
B:2
2/35
R13
3(30)
1(86)
5(87)
2(85)
64/90
GY
11
GY
BK-RD
GN-BU
64/90
4
31
RD
B:1
6/26
B+
G
31
L
A:3
A:1
6/25
B:1
M
GN-BU
BK-RD
GN-BU
4/56
E:9
A:42
GY-BK
CEM
CAN
LIN
4/46
B:17
ECM
B:15
GY-WH
B:8
CAN
RD
RD
2
2
PF2
PF1
1
1
1/1
12V
MAN
7/123
G:21
BN
3
G:23
WH
2
G:12
YE
1
AUTO
4/28
A:5
TCM
CAN
A:9
BK-YE
63/53
BK
BK
BK
31/4
31/3
31/52

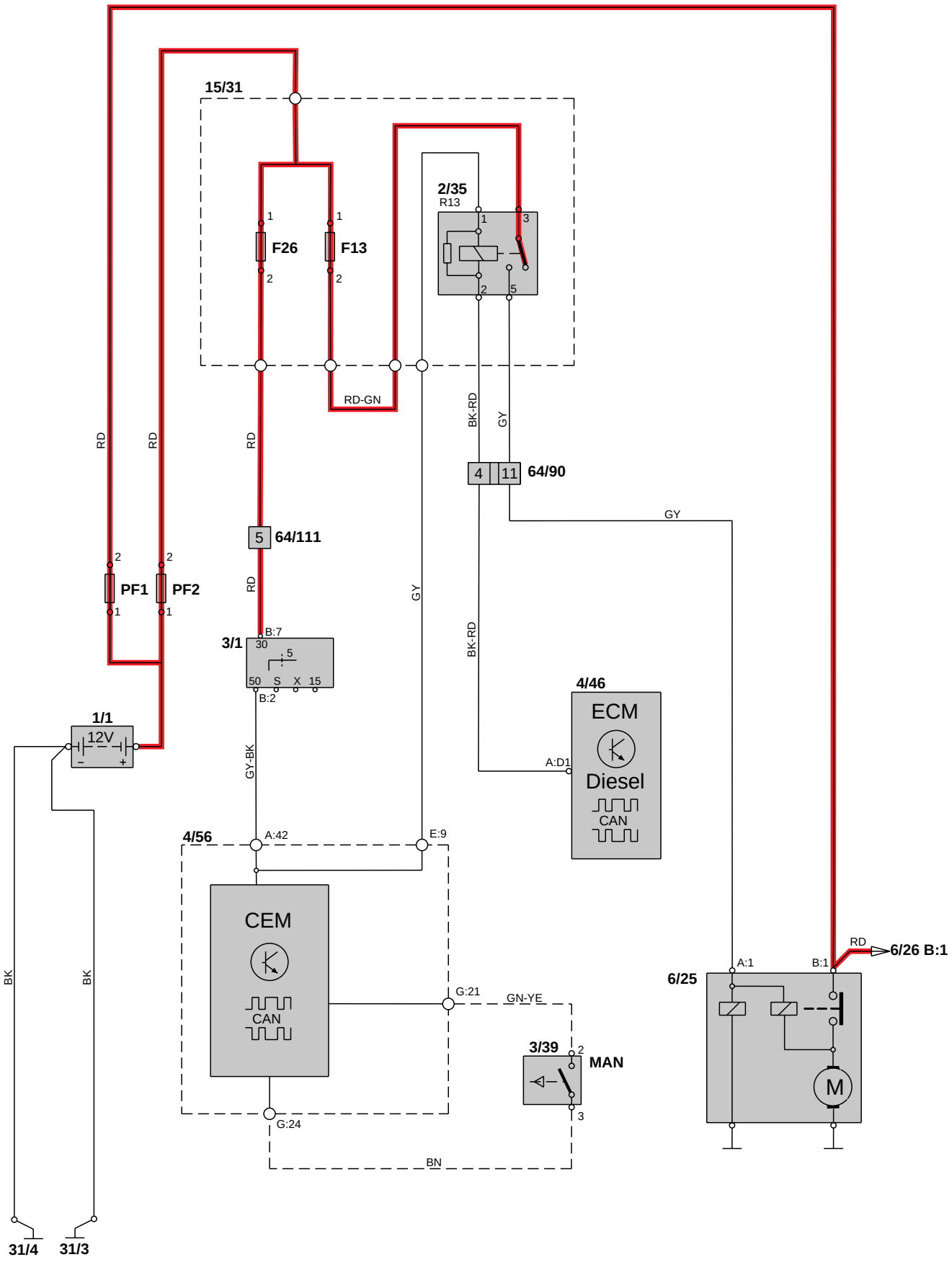
15/31
F26
F13
2/35
R13
RD-GN
RD
RD
RD
BK-RD
GY
4
11
64/90
GY
5
64/111
PF1
PF2
RD
GY
3/1
B:7
30
50
S
X
15
B:2
BK-RD
4/46
ECM
Diesel
CAN
A:D1
1/1
12V
GY-BK
4/56
A:42
E:9
CEM
CAN
G:21
GN-YE
3/39
MAN
G:24
BN
BK
BK
31/4
31/3
RD
6/26 B:1
6/25
A:1
B:1
M

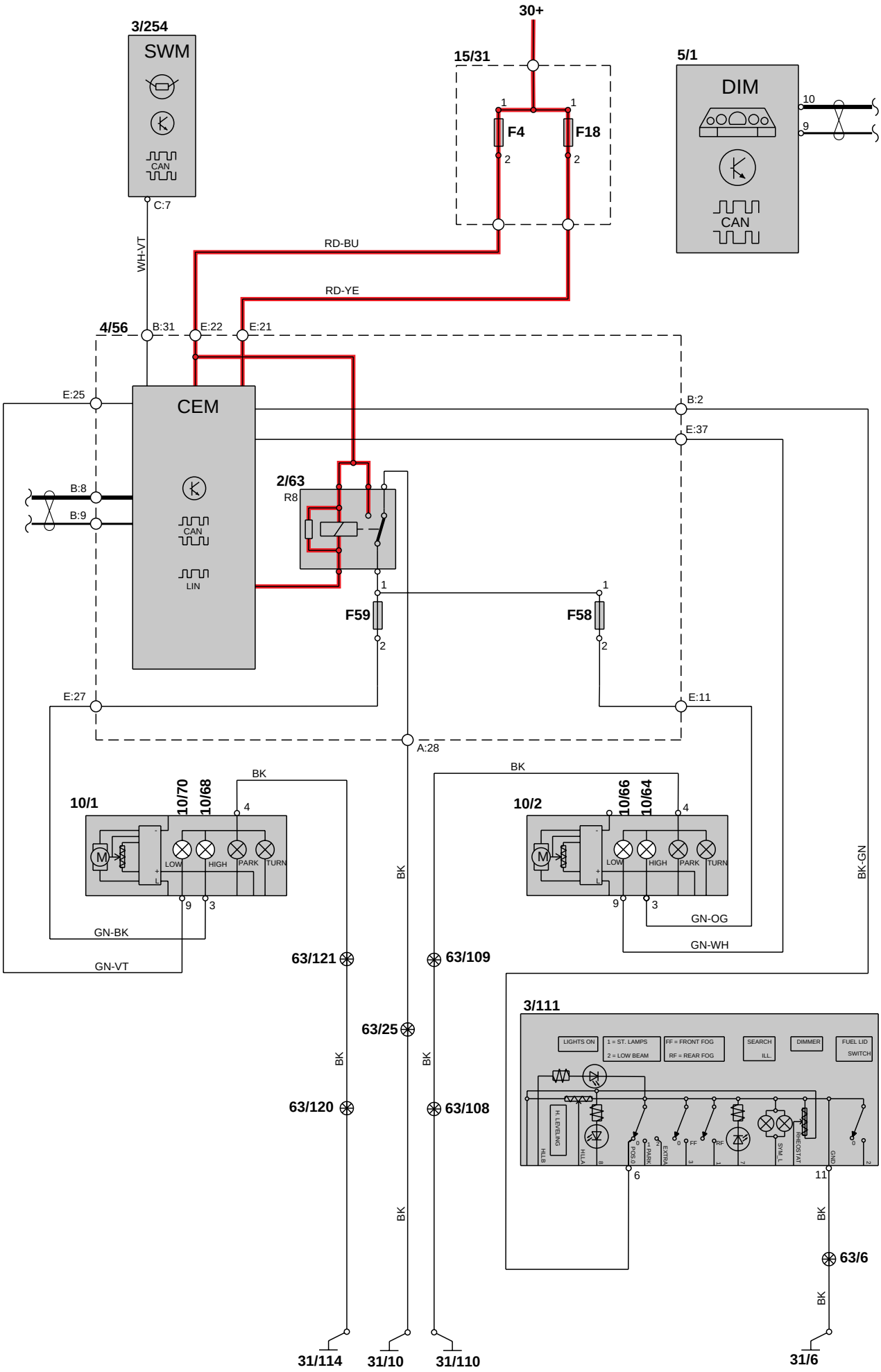
3/254
SWM
CAN
C:7
WH-VT
30+
15/31
F4
F18
5/1
DIM
CAN
RD-BU
RD-YE
4/56
B:31
E:22
E:21
E:25
CEM
CAN
LIN
B:8
B:9
B:2
E:37
2/63
R8
F59
F58
E:27
E:11
A:28
BK
10/1
10/70
10/68
LOW
HIGH
PARK
TURN
GN-BK
GN-VT
10/2
10/66
10/64
GN-OG
GN-WH
BK-GN
63/121
63/109
63/25
63/120
63/108
3/111
LIGHTS ON
1 = ST. LAMPS
2 = LOW BEAM
FF = FRONT FOG
RF = REAR FOG
SEARCH ILL.
DIMMER
FUEL LID SWITCH
63/6
31/114
31/10
31/110
31/6

High and low beam (Bi-Xenon)

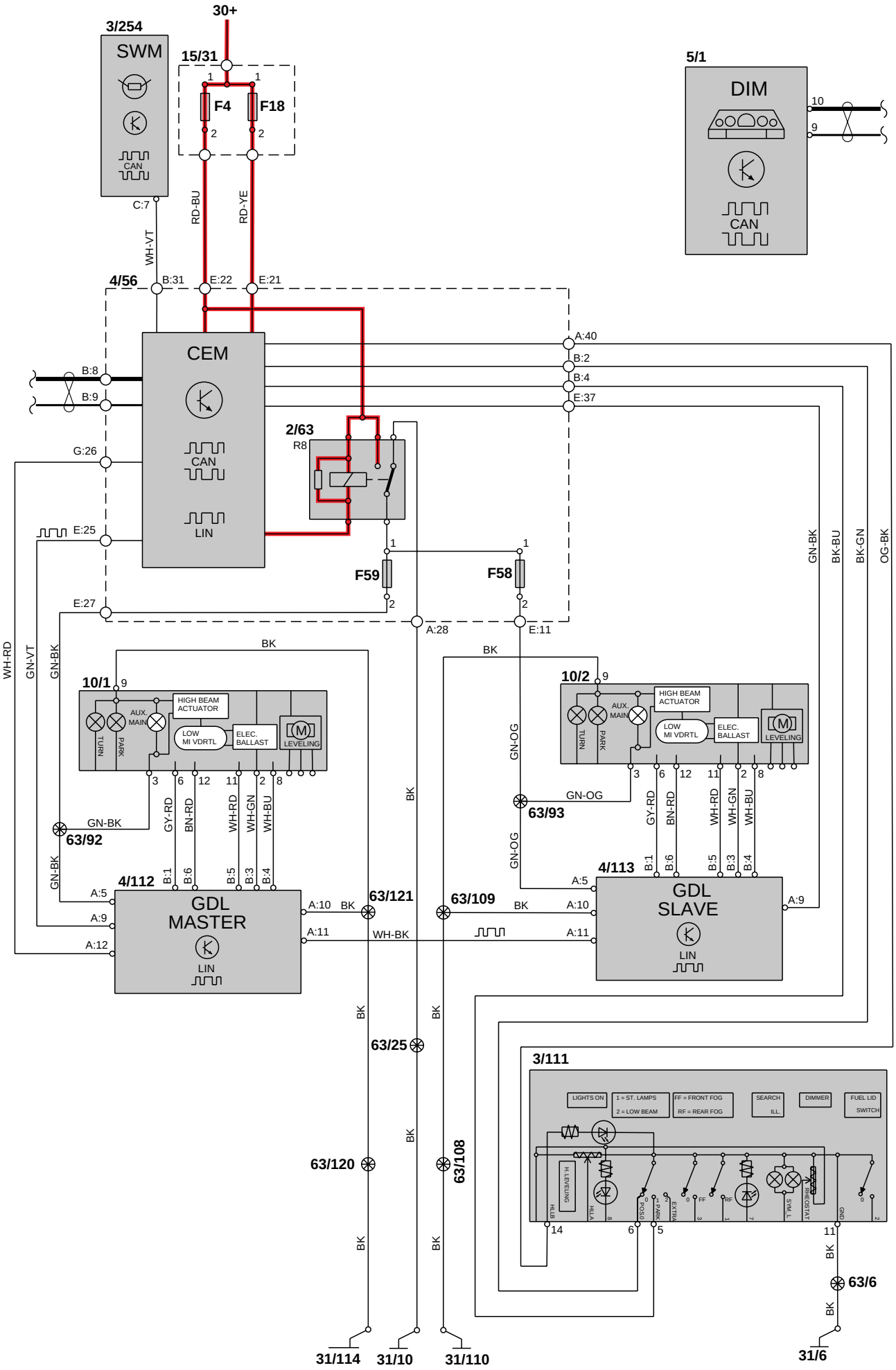

Group 35 Lighting
Manual beam length adjustment

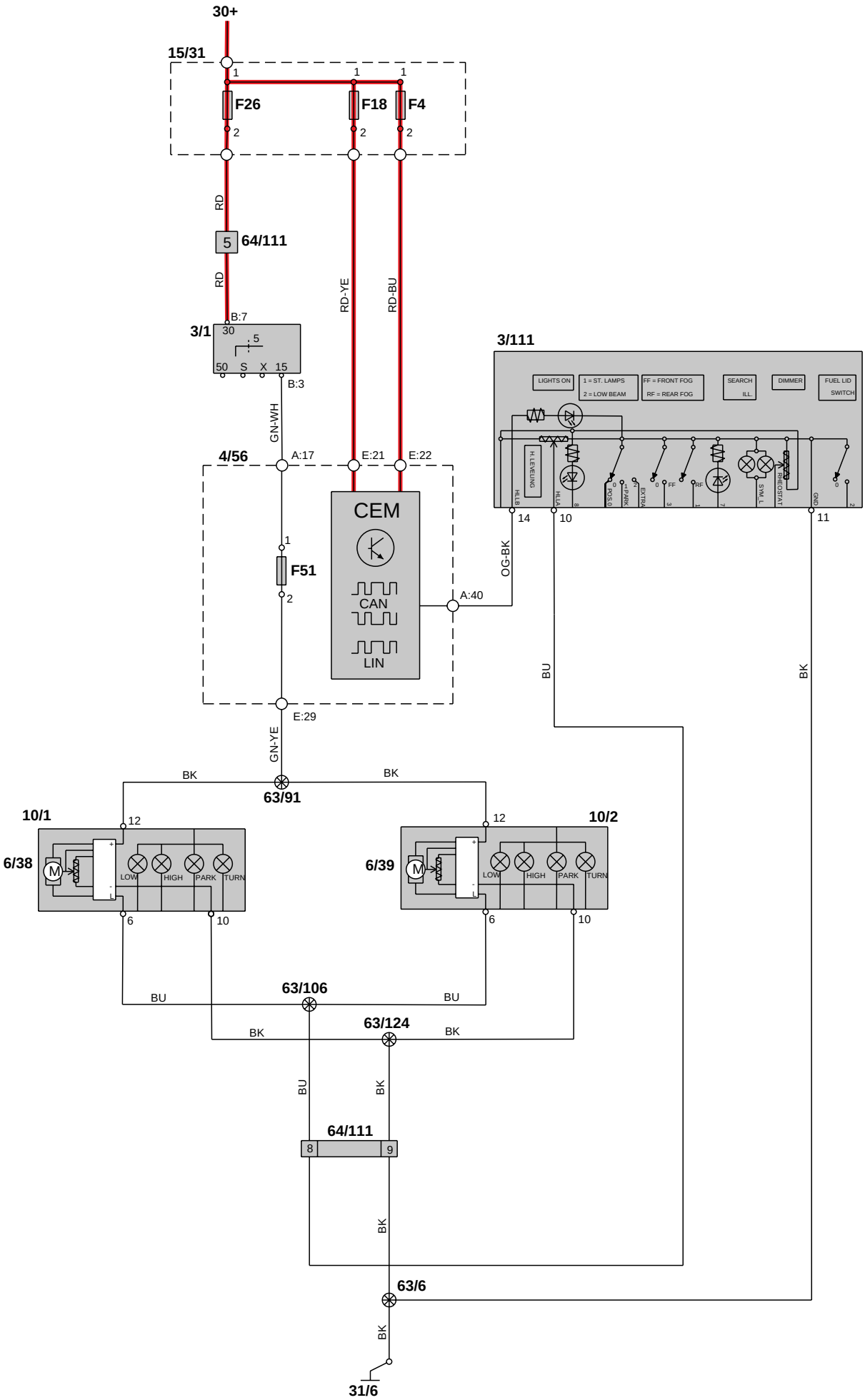

Automatic head light leveling (Bi-Xenon)

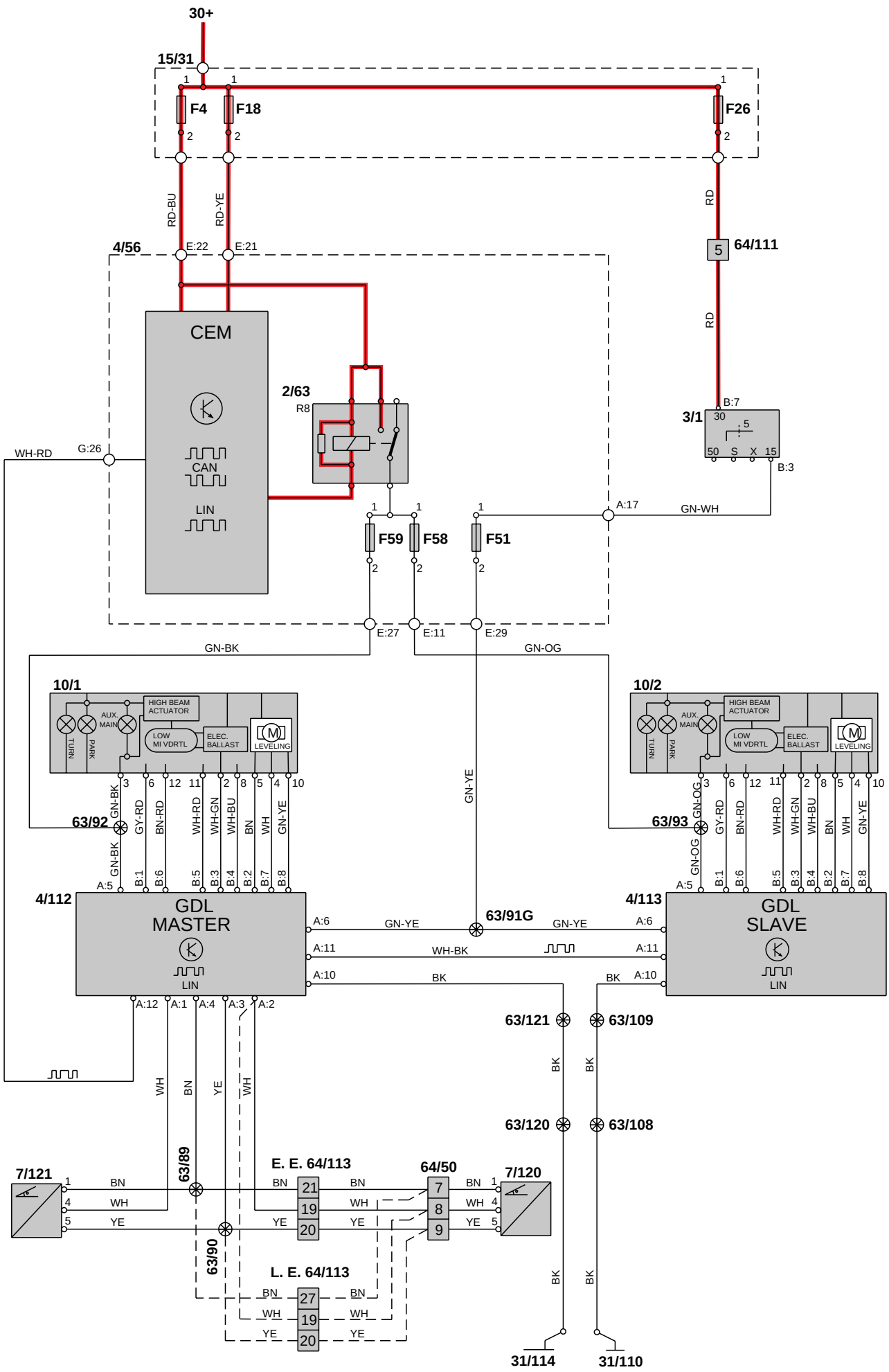

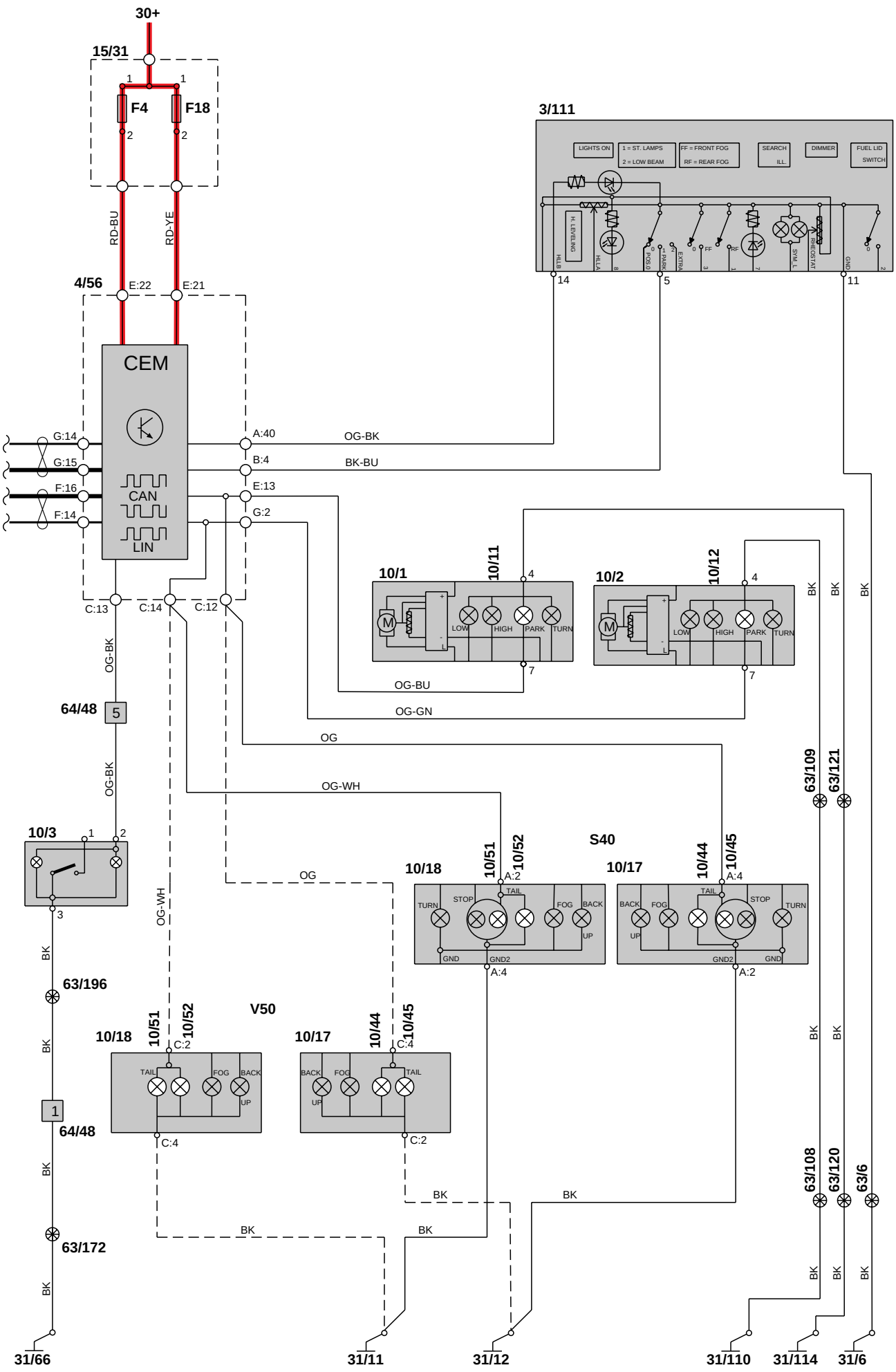
30+
15/31
F4
F18
RD-BU
RD-YE
4/56
E:22
E:21
CEM
CAN
LIN
G:14
G:15
F:16
F:14
A:40
B:4
E:13
G:2
OG-BK
BK-BU
3/111
LIGHTS ON
1 = ST. LAMPS
2 = LOW BEAM
FF = FRONT FOG
RF = REAR FOG
SEARCH ILL.
DIMMER
FUEL LID SWITCH
H. LEVELING
HILLB
HILLA
POS.0
PARK
EXTRA
FF
RF
SYM. L
RHEOSTAT
GND
14
5
11
10/1
10/11
10/2
10/12
LOW
HIGH
PARK
TURN
C:13
C:14
C:12
OG-BK
64/48
OG-BU
OG-GN
OG
OG-WH
63/109
63/121
10/3
S40
10/18
10/51
10/52
10/17
10/44
10/45
A:2
A:4
TURN
STOP
TAIL
FOG
BACK
UP
GND
GND2
BK
63/196
V50
C:2
C:4
63/108
63/120
63/6
63/172
31/66
31/11
31/12
31/110
31/114
31/6

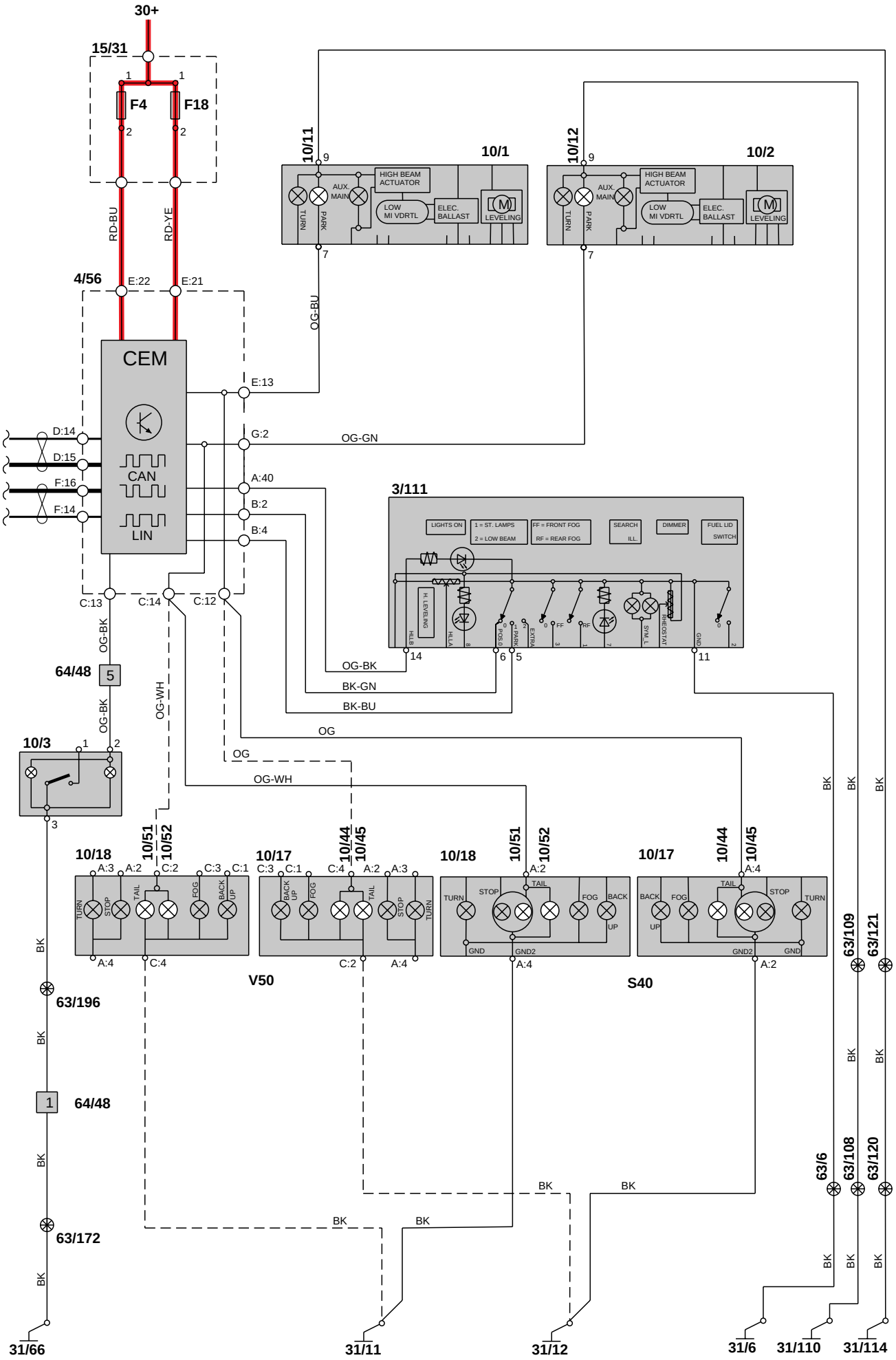
30+
15/31
F4
F18
RD-BU
RD-YE
4/56
E:22
E:21
CEM
CAN
LIN
D:14
D:15
F:16
F:14
E:13
G:2
A:40
B:2
B:4
OG-GN
OG-BU
10/11
10/1
10/12
10/2
HIGH BEAM ACTUATOR
AUX. MAIN
TURN
PARK
LOW MI VDRTL
ELEC. BALLAST
LEVELING
3/111
LIGHTS ON
1 = ST. LAMPS
2 = LOW BEAM
FF = FRONT FOG
RF = REAR FOG
SEARCH ILL.
DIMMER
FUEL LID SWITCH
H. LEVELING
HLLB
HLLA
POS.0
PARK
EXTRA
FF
RF
SYM. L
RHEOSTAT
GND
C:13
C:14
C:12
OG-BK
64/48
OG-WH
10/3
OG
BK-GN
BK-BU
10/18
10/17
10/51
10/52
10/44
10/45
TAIL
STOP
FOG
BACK UP
GND
GND2
V50
S40
63/196
63/172
63/109
63/121
63/6
63/108
63/120
BK
31/66
31/11
31/12
31/6
31/110
31/114

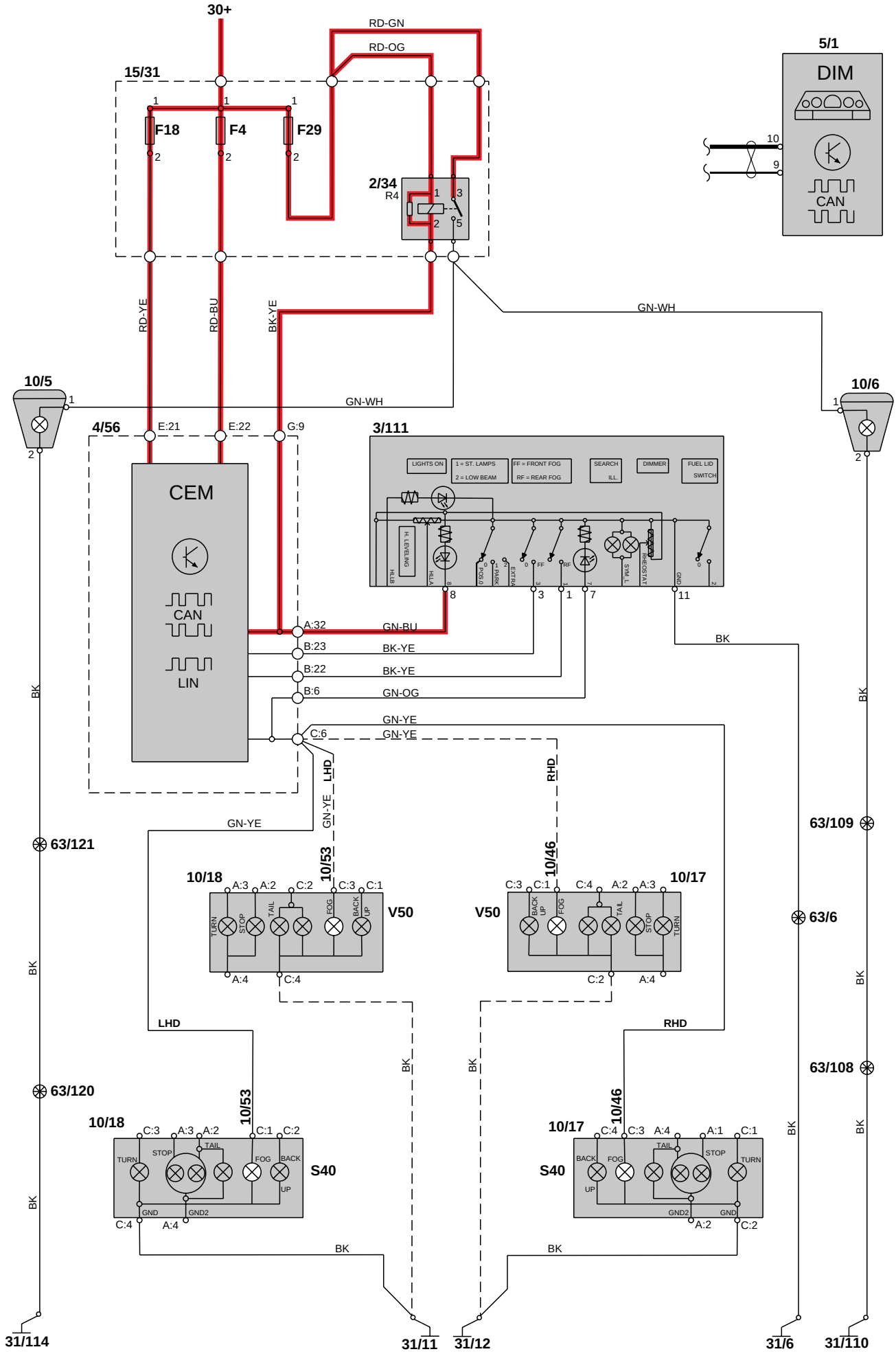
30+
RD-GN
RD-OG
15/31
F18
F4
F29
2/34
R4
5/1
DIM
CAN
RD-YE
RD-BU
BK-YE
GN-WH
10/5
10/6
4/56
E:21
E:22
G:9
3/111
LIGHTS ON
1 = ST. LAMPS
2 = LOW BEAM
FF = FRONT FOG
RF = REAR FOG
SEARCH ILL.
DIMMER
FUEL LID SWITCH
CEM
CAN
LIN
A:32
B:23
B:22
B:6
C:6
GN-BU
BK-YE
GN-OG
GN-YE
BK
LHD
RHD
63/121
63/120
63/109
63/108
63/6
10/18
10/53
10/46
10/17
V50
S40
TURN
STOP
TAIL
FOG
BACK UP
GND
GND2
31/114
31/11
31/12
31/6
31/110

Group 35 Lighting
Fog lights LHD, Japan

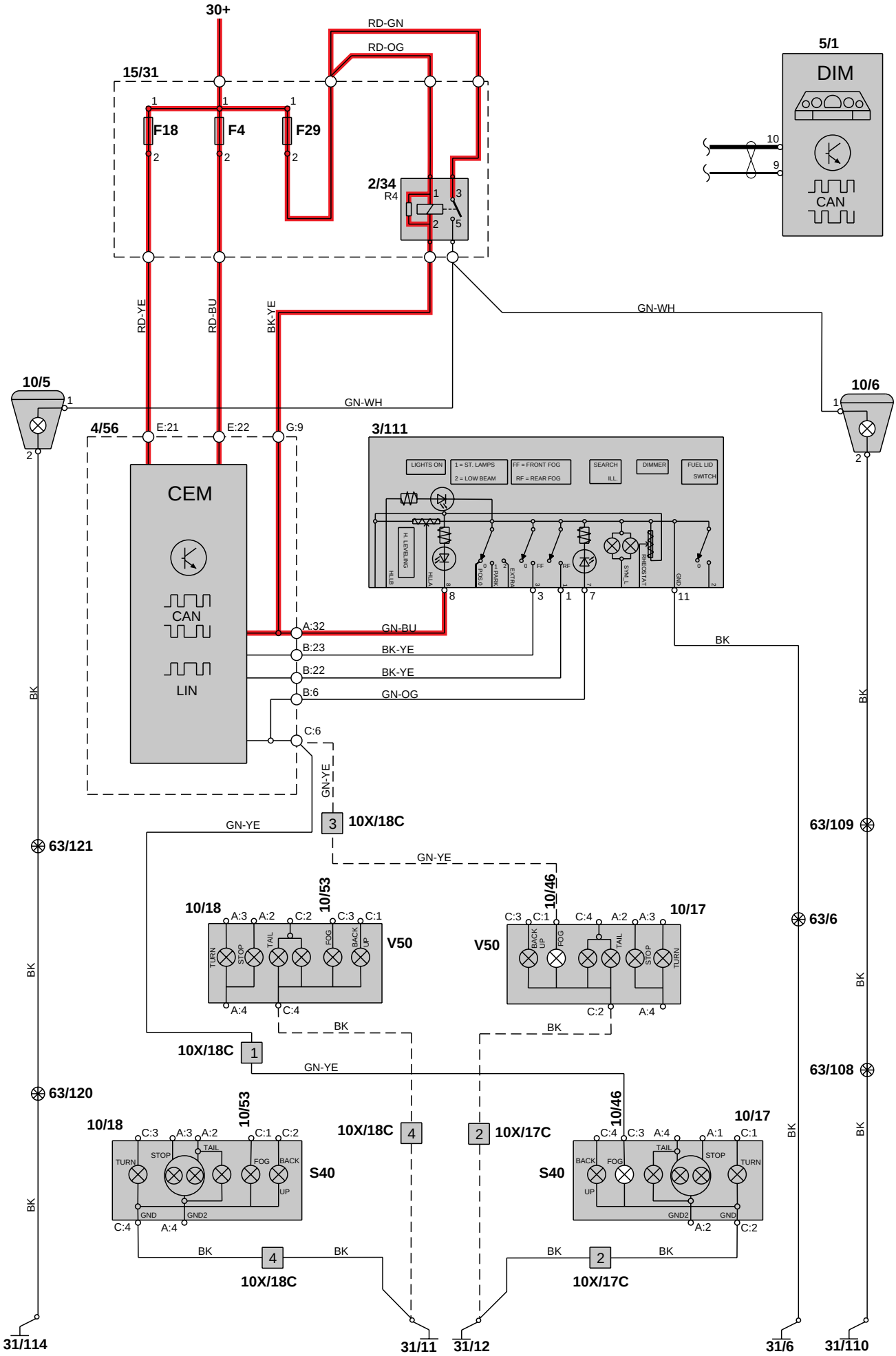

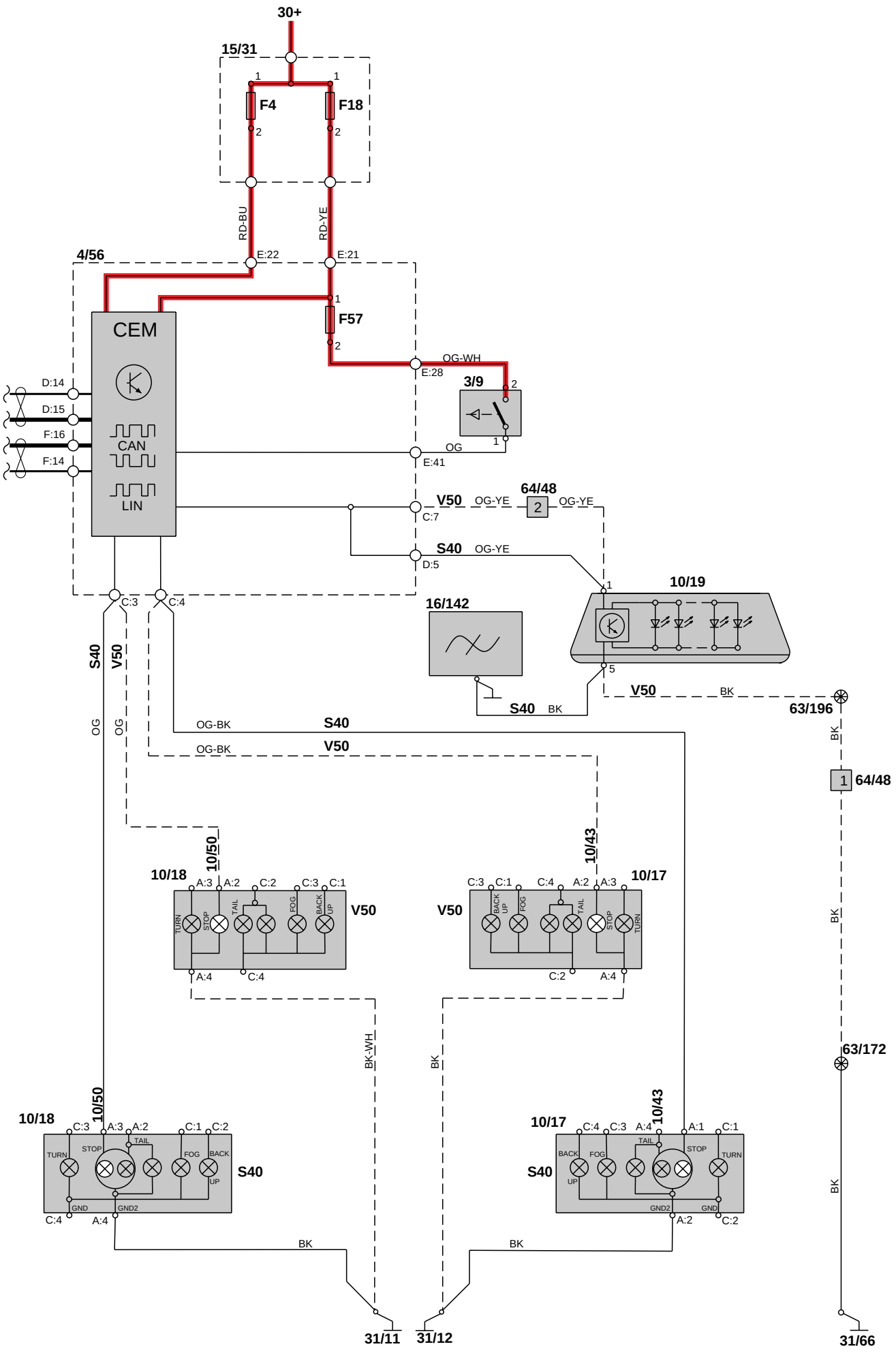
30+
15/31
F4
F18
RD-BU
RD-YE
4/56
E:22
E:21
CEM
F57
OG-WH
E:28
3/9
D:14
D:15
F:16
F:14
CAN
LIN
OG
E:41
V50
OG-YE
64/48
C:7
S40
D:5
10/19
16/142
C:3
C:4
S40
V50
OG
OG-BK
BK
63/196
64/48
10/50
10/43
10/18
10/17
TURN
STOP
TAIL
FOG
BACK UP
BK-WH
GND
GND2
31/11
31/12
31/66

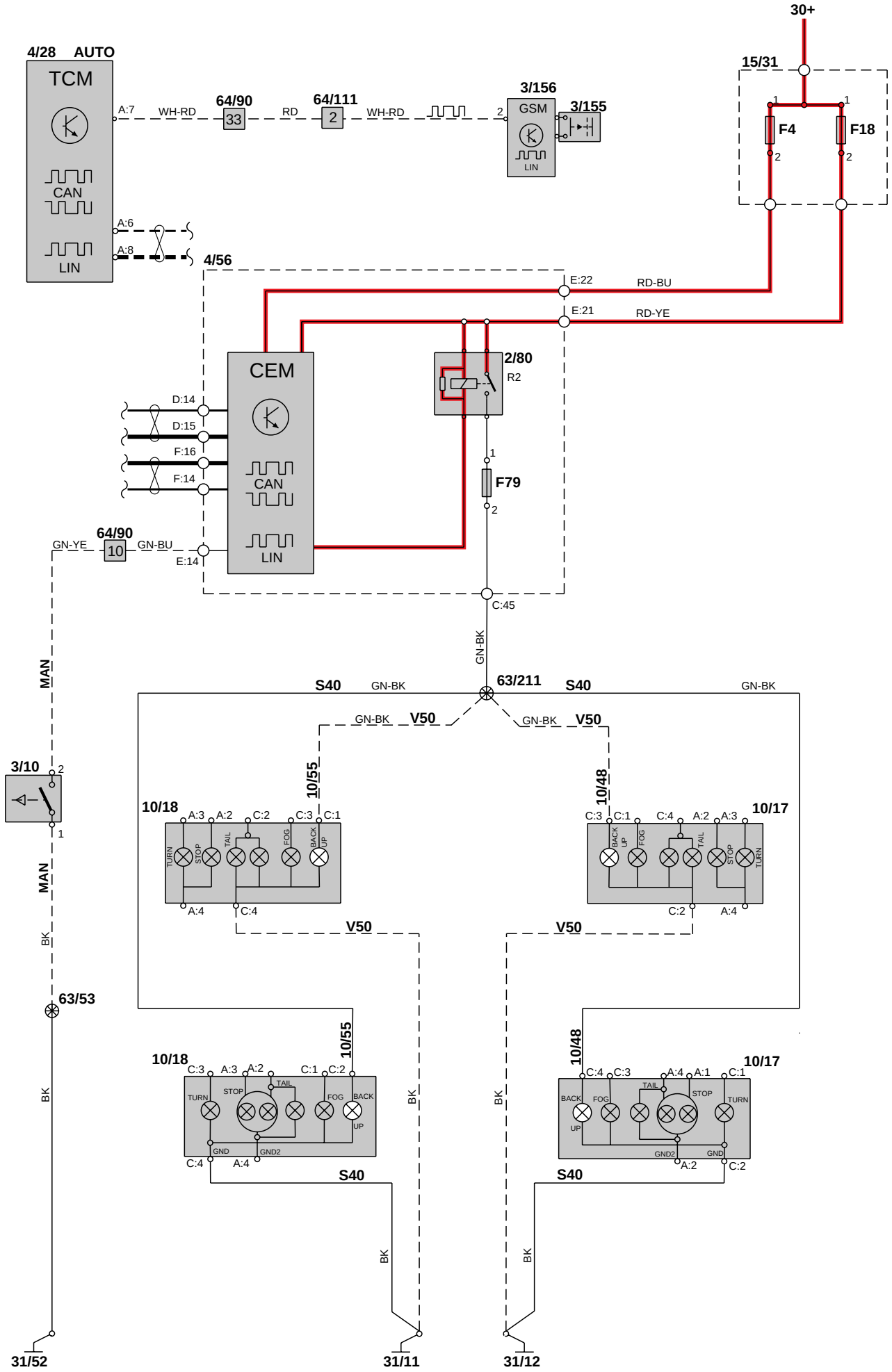
30+
15/31
4/28 AUTO
TCM
CAN
LIN
A:7
WH-RD
64/90
33
RD
64/111
2
WH-RD
3/156
GSM
LIN
3/155
F4
F18
A:6
A:8
4/56
E:22
RD-BU
E:21
RD-YE
CEM
D:14
D:15
F:16
F:14
CAN
LIN
2/80
R2
F79
GN-YE
64/90
10
GN-BU
E:14
C:45
GN-BK
63/211
S40
GN-BK
S40
GN-BK
GN-BK
V50
GN-BK
V50
MAN
3/10
MAN
10/55
10/18
10/48
10/17
TURN
STOP
TAIL
FOG
BACK UP
A:4
C:4
C:2
A:4
V50
V50
BK
63/53
BK
10/55
10/18
10/48
10/17
GND
GND2
S40
S40
BK
BK
BK
BK
31/52
31/11
31/12

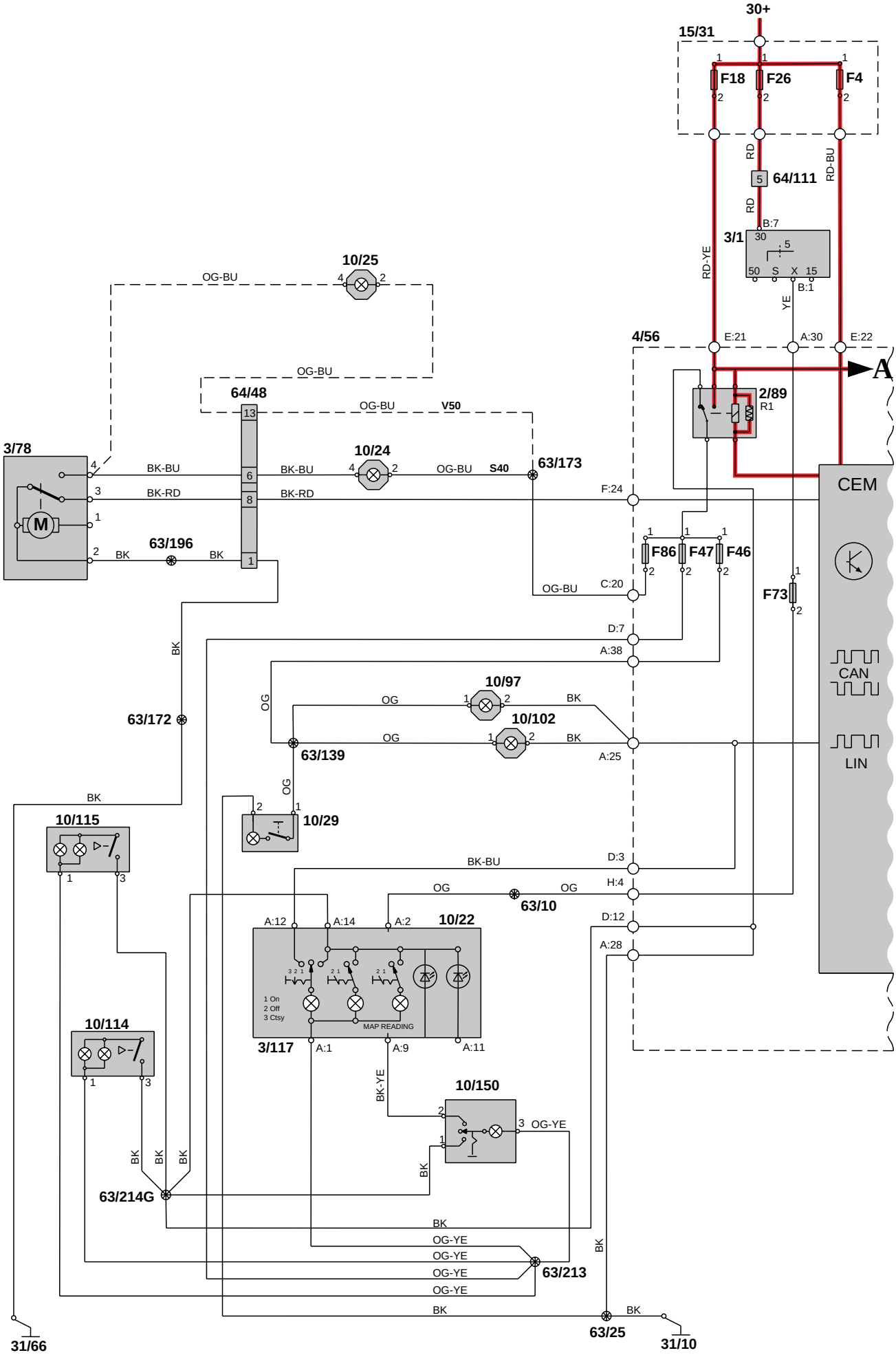
30+
15/31
F18
F26
F4
RD
RD-BU
64/111
B:7
3/1
30
5
50
S
X
15
B:1
RD-YE
YE
4/56
E:21
A:30
E:22
A
2/89
R1
10/25
OG-BU
64/48
V50
3/78
M
BK-BU
BK-RD
10/24
S40
63/173
F:24
CEM
63/196
BK
F86
F47
F46
C:20
F73
D:7
A:38
CAN
LIN
63/172
10/97
OG
10/102
63/139
A:25
10/29
10/115
BK-BU
D:3
H:4
63/10
D:12
A:28
A:12
A:14
A:2
10/22
1 On
2 Off
3 Ctsy
MAP READING
3/117
A:1
A:9
A:11
10/114
BK-YE
10/150
OG-YE
63/214G
63/213
63/25
31/66
31/10

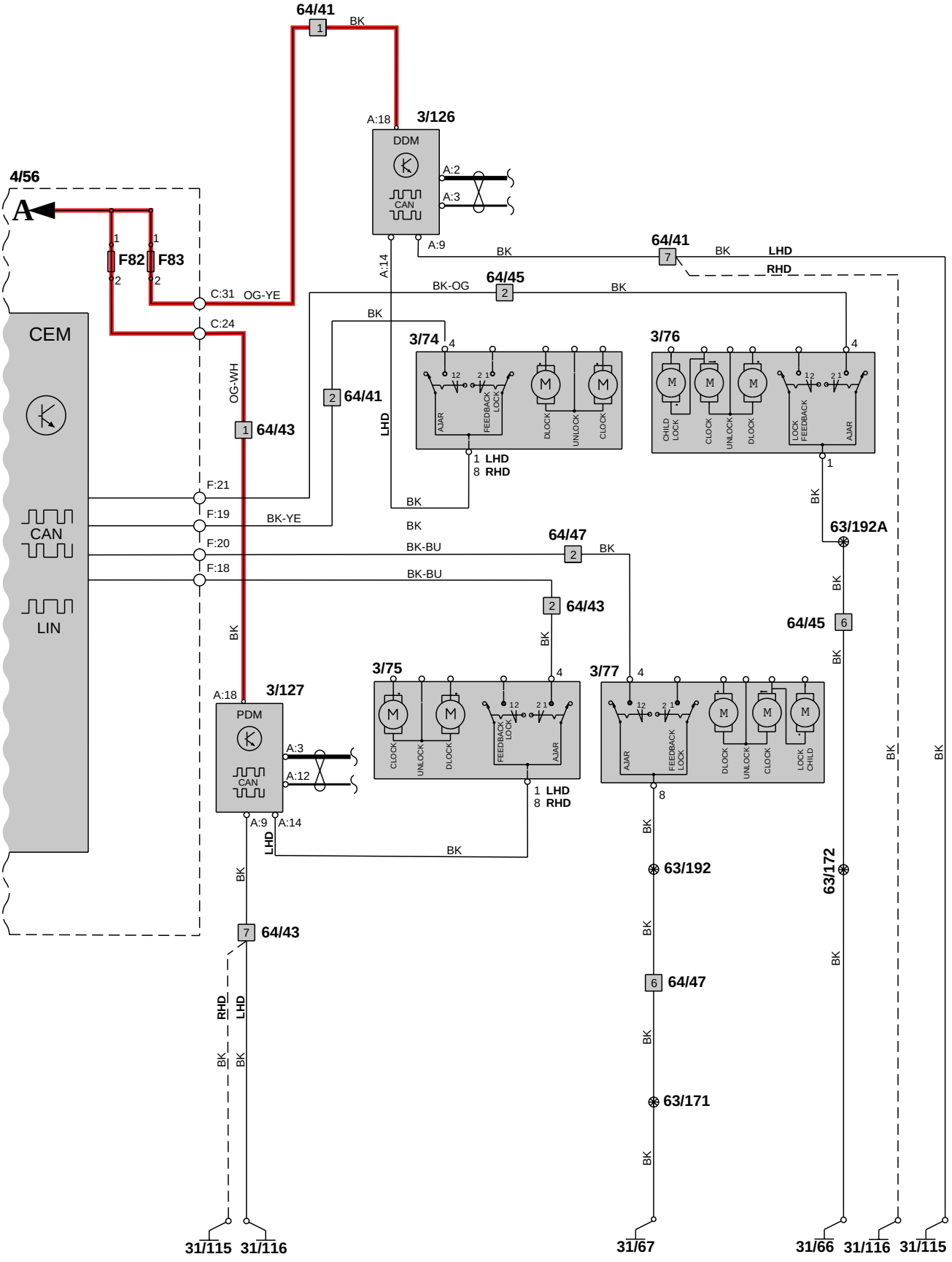
64/41
BK
3/126
A:18
DDM
CAN
A:2
A:3
A:9
4/56
A
F82
F83
C:31
OG-YE
C:24
CEM
CAN
LIN
OG-WH
64/43
F:21
F:19
BK-YE
F:20
F:18
BK-OG
64/45
LHD
RHD
3/74
3/76
AJAR
FEEDBACK LOCK
DLOCK
UNLOCK
CLOCK
CHILD LOCK
LOCK FEEDBACK
1 LHD
8 RHD
BK-BU
64/47
63/192A
3/75
3/77
3/127
PDM
A:12
A:14
63/192
63/172
63/171
31/115
31/116
31/67
31/66

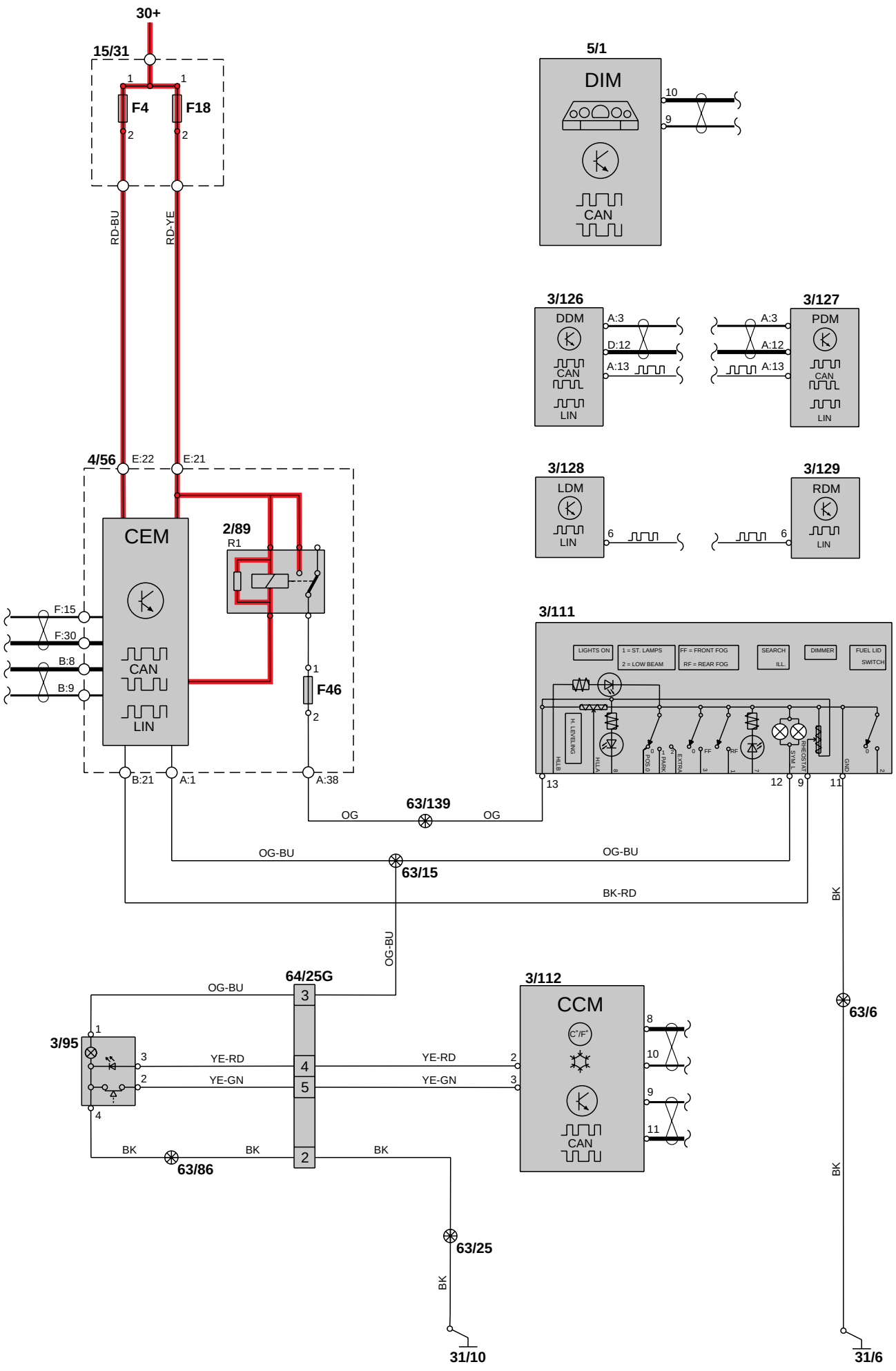
30+
15/31
F4
F18
RD-BU
RD-YE
5/1
DIM
CAN
3/126
DDM
A:3
D:12
A:13
CAN
LIN
3/127
PDM
A:3
A:12
A:13
CAN
LIN
4/56
E:22
E:21
CEM
2/89
R1
F:15
F:30
B:8
B:9
CAN
LIN
F46
B:21
A:1
A:38
3/128
LDM
LIN
3/129
RDM
LIN
3/111
LIGHTS ON
1 = ST. LAMPS
2 = LOW BEAM
FF = FRONT FOG
RF = REAR FOG
SEARCH ILL
DIMMER
FUEL LID SWITCH
13
12
9
11
OG
63/139
OG-BU
63/15
BK-RD
BK
64/25G
3/95
YE-RD
YE-GN
3/112
CCM
CAN
63/6
BK
63/86
63/25
31/10
31/6

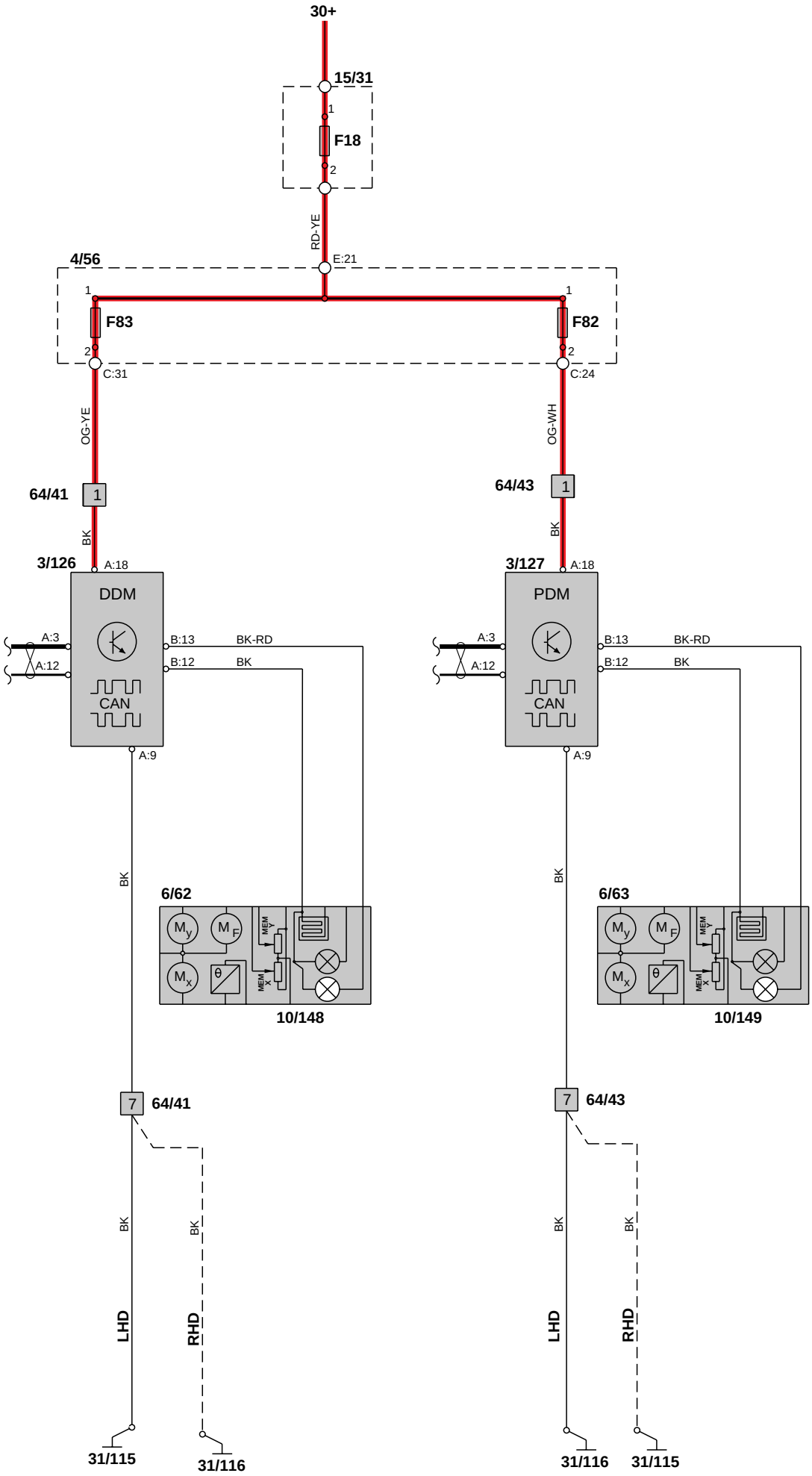
30+
15/31
1
F18
2
RD-YE
E:21
4/56
1
F83
2
C:31
1
F82
2
C:24
OG-YE
OG-WH
64/41
1
64/43
1
BK
BK
3/126
A:18
DDM
A:3
A:12
B:13
B:12
BK-RD
BK
CAN
A:9
3/127
A:18
PDM
A:3
A:12
B:13
B:12
BK-RD
BK
CAN
A:9
BK
BK
6/62
6/63
10/148
10/149
7
64/41
7
64/43
BK
BK
BK
BK
LHD
RHD
LHD
RHD
31/115
31/116
31/116
31/115

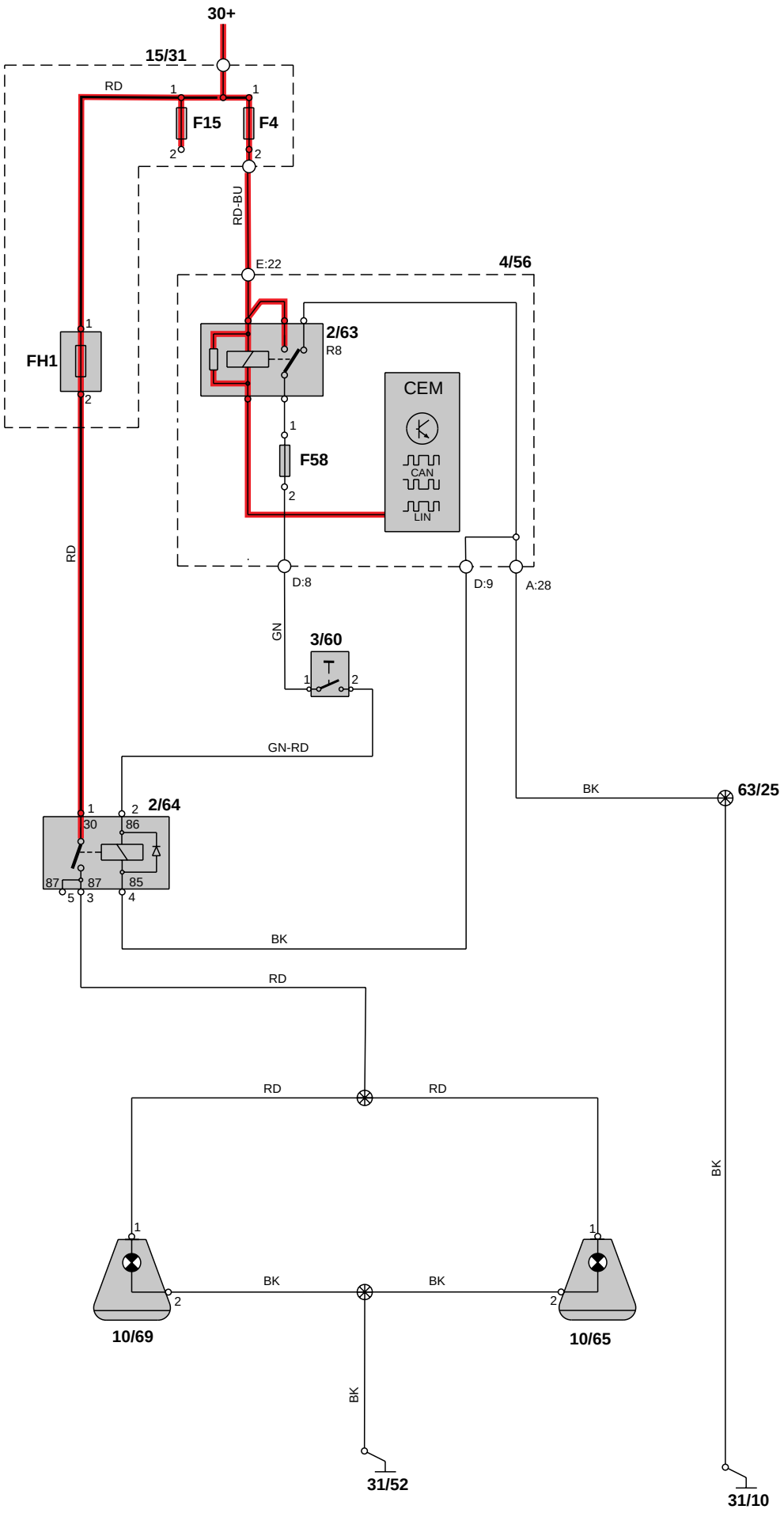
30+
15/31
RD
F15
F4
RD-BU
E:22
4/56
2/63
R8
CEM
CAN
LIN
FH1
F58
RD
D:8
D:9
A:28
GN
3/60
GN-RD
BK
63/25
2/64
30
86
87
85
RD
RD
RD
BK
BK
BK
BK
10/69
10/65
31/52
31/10

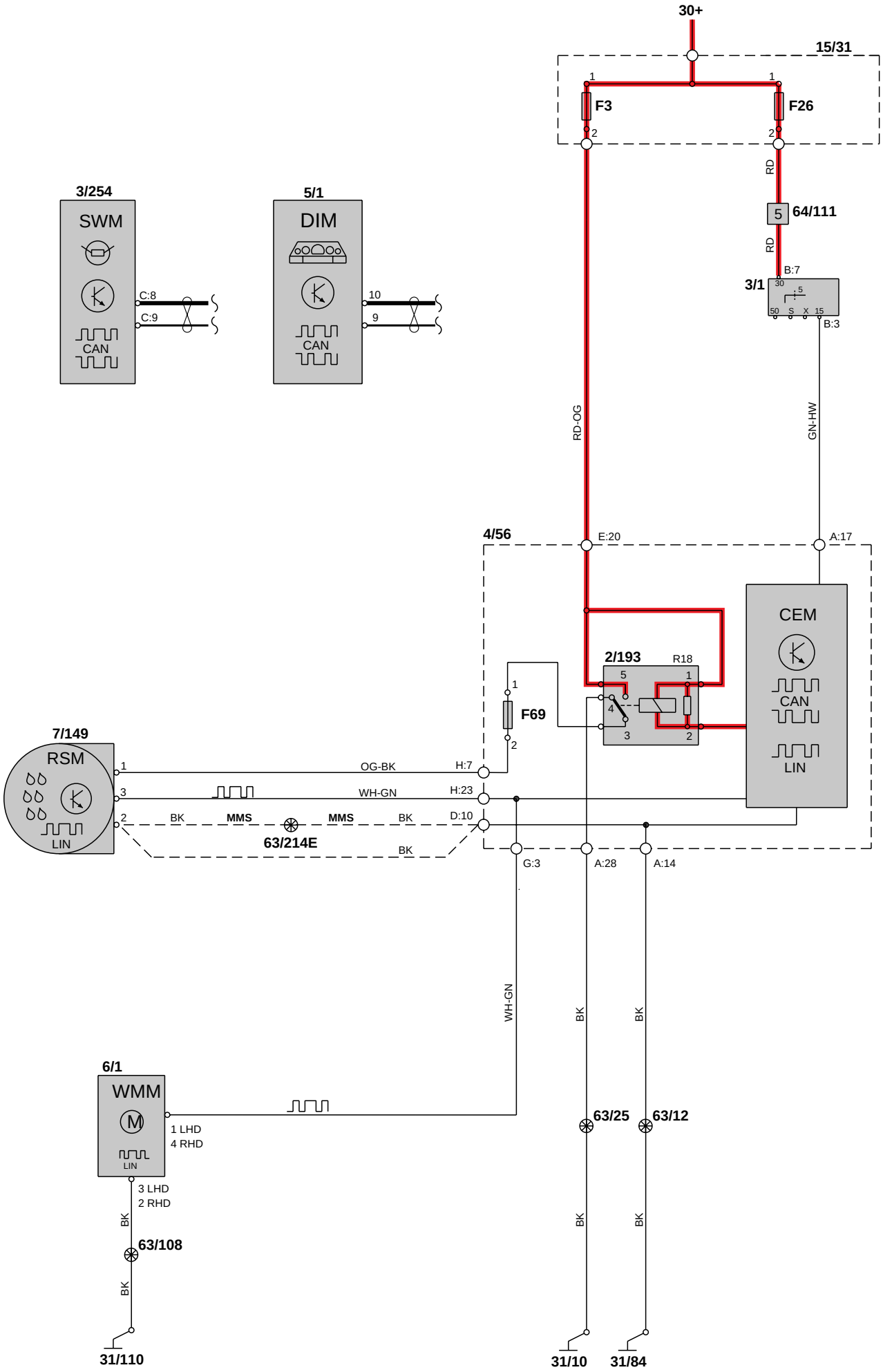
30+
15/31
F3
F26
RD
64/111
RD
B:7
3/1
B:3
3/254
SWM
CAN
C:8
C:9
5/1
DIM
CAN
10
9
RD-OG
GN-HW
4/56
E:20
A:17
CEM
CAN
LIN
2/193
R18
F69
7/149
RSM
LIN
OG-BK
H:7
WH-GN
H:23
BK
MMS
MMS
BK
D:10
63/214E
BK
G:3
A:28
A:14
WH-GN
BK
BK
6/1
WMM
LIN
1 LHD
4 RHD
3 LHD
2 RHD
BK
63/108
BK
63/25
63/12
BK
BK
31/110
31/10
31/84

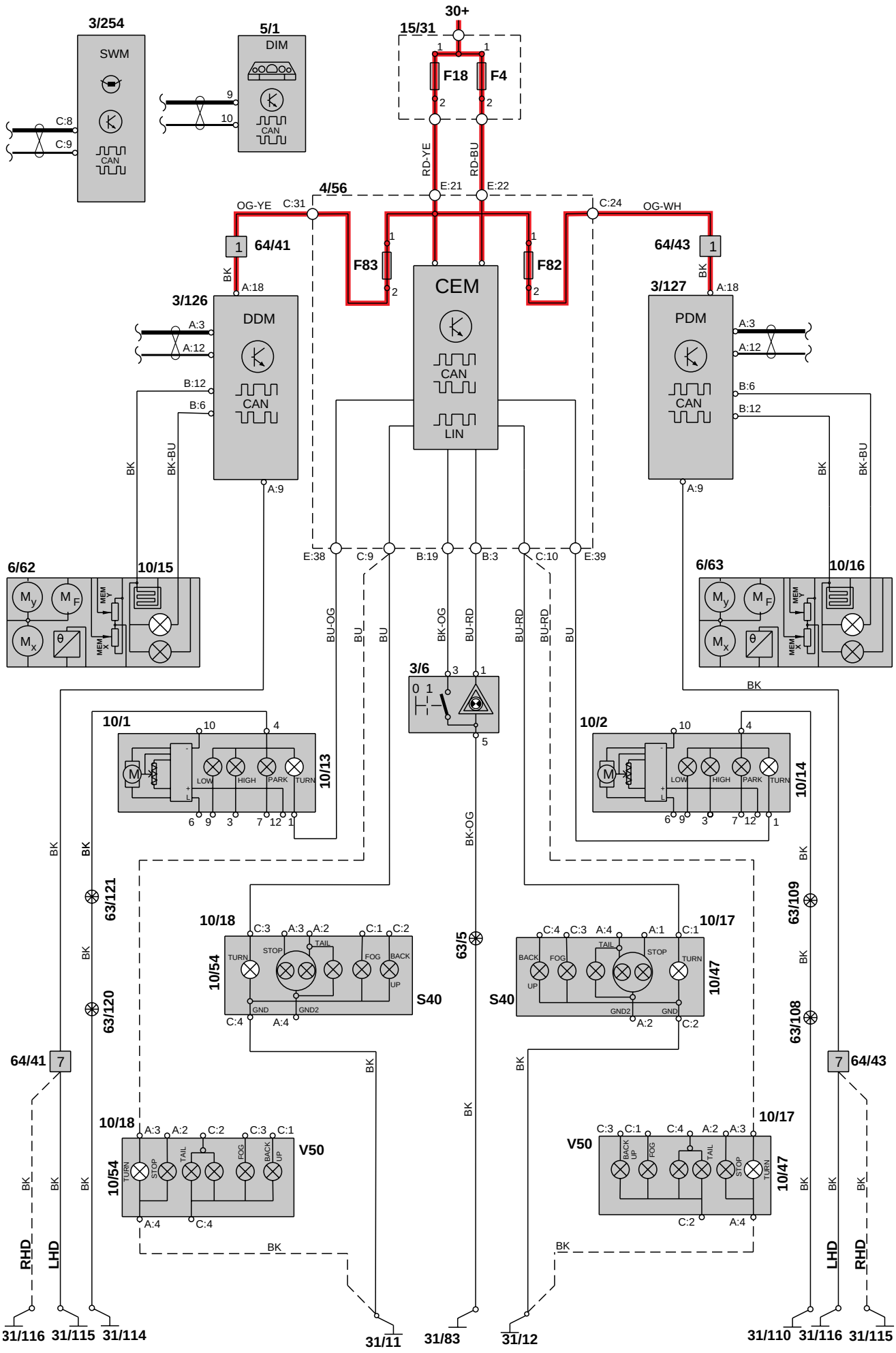
3/254
SWM
C:8
C:9
CAN
5/1
DIM
9
10
CAN
30+
15/31
F18
F4
RD-YE
RD-BU
E:21
E:22
4/56
OG-YE
C:31
C:24
OG-WH
64/41
64/43
F83
F82
CEM
CAN
LIN
3/126
DDM
A:3
A:12
B:12
B:6
A:18
A:9
3/127
PDM
BK
BK-BU
E:38
C:9
B:19
B:3
C:10
E:39
6/62
10/15
6/63
10/16
BU-OG
BU
BK-OG
BU-RD
3/6
10/1
10/13
10/2
10/14
LOW
HIGH
PARK
TURN
63/121
63/120
63/5
63/109
63/108
10/18
10/54
S40
10/17
10/47
STOP
TAIL
FOG
BACK
UP
GND
GND2
64/41
64/43
V50
RHD
LHD
31/116
31/115
31/114
31/11
31/83
31/12
31/110

Direction indicators and warning lights (Bi-Xenon)

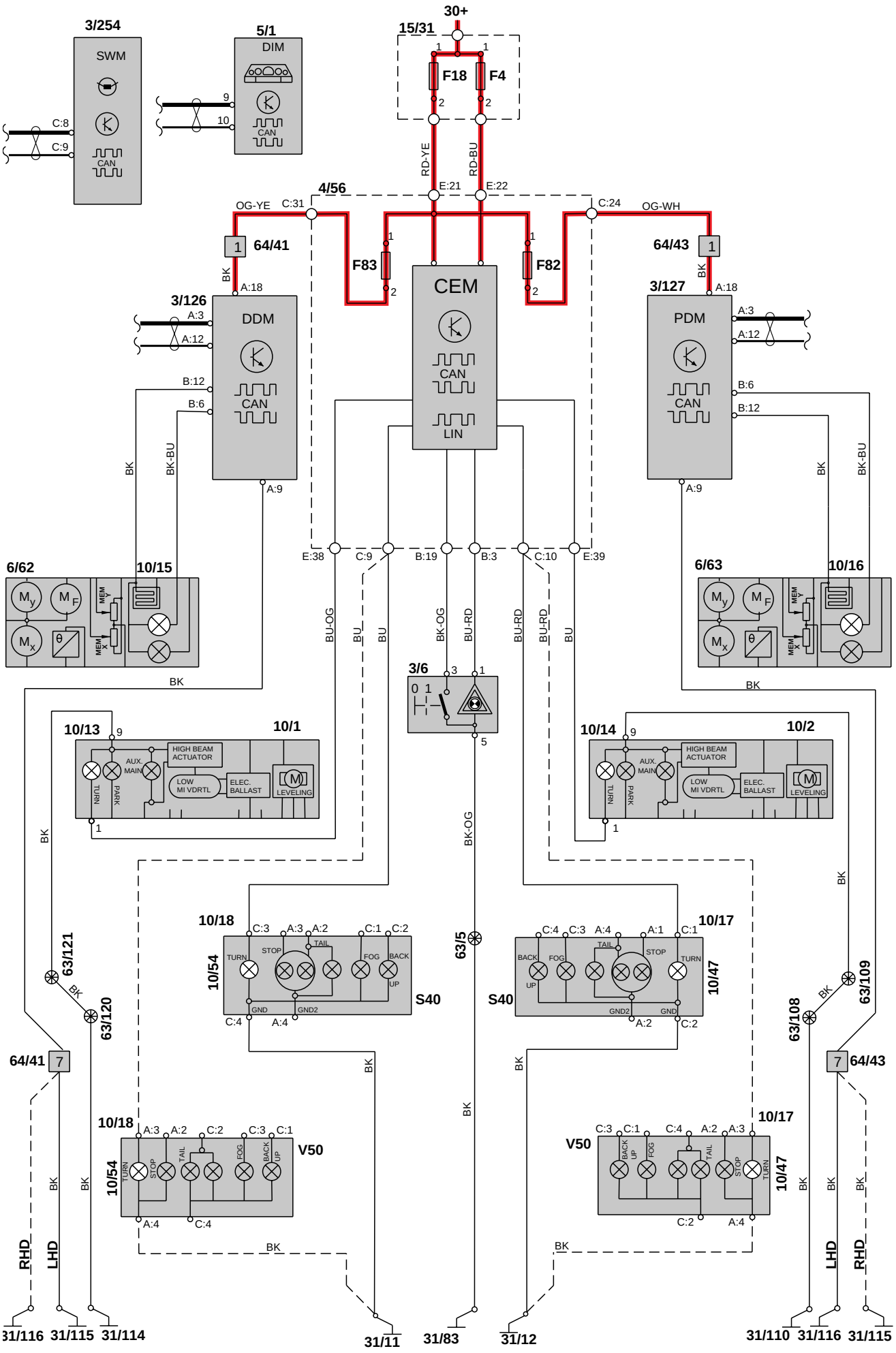

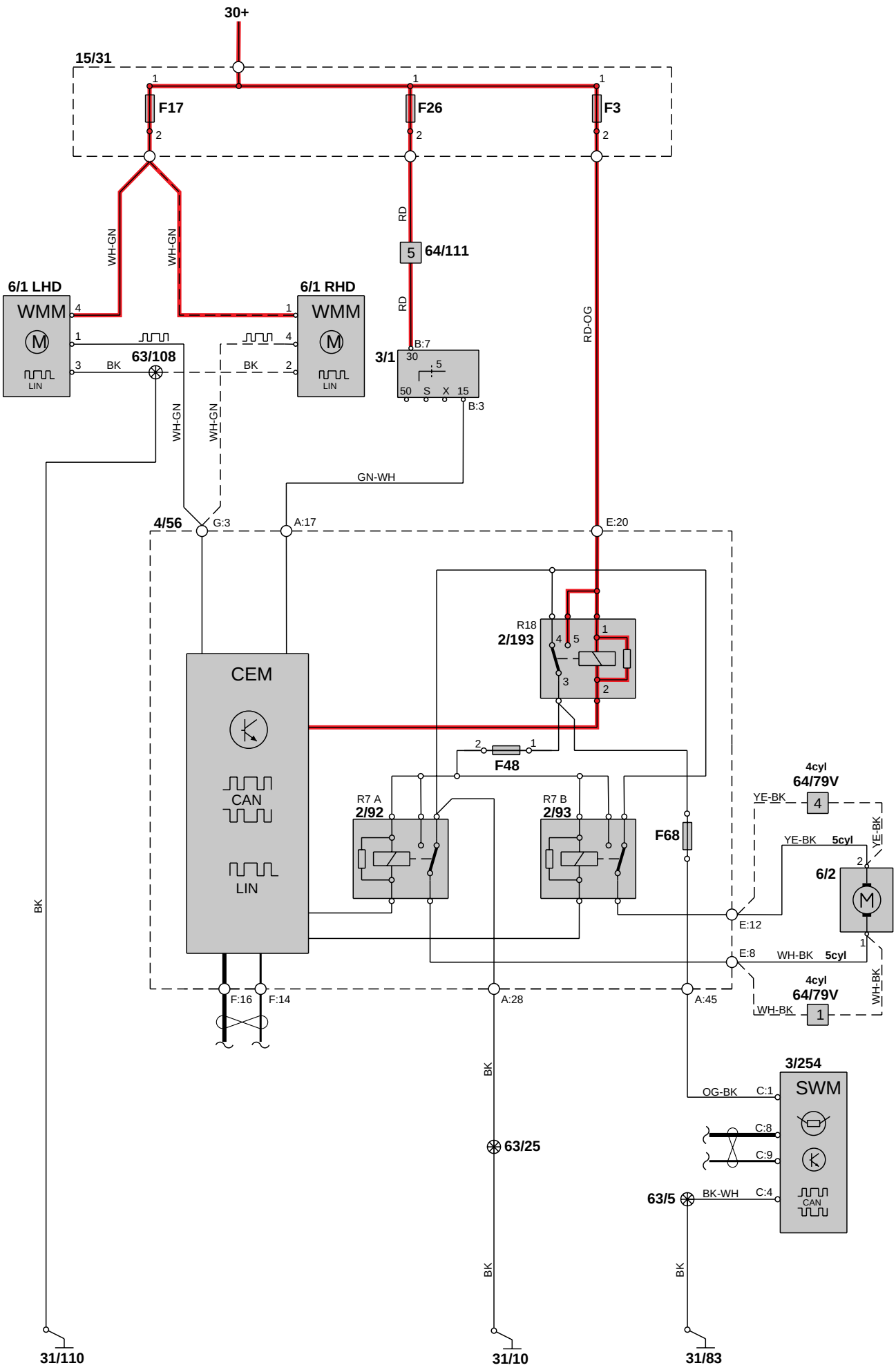
30+
15/31
F17
F26
F3
WH-GN
WH-GN
RD
64/111
RD
RD-OG
6/1 LHD
WMM
LIN
6/1 RHD
WMM
LIN
63/108
BK
BK
3/1
B:7
B:3
50 S X 15
WH-GN
WH-GN
GN-WH
4/56
G:3
A:17
E:20
R18
2/193
CEM
CAN
LIN
F48
R7 A
2/92
R7 B
2/93
F68
4cyl
64/79V
YE-BK
YE-BK
5cyl
YE-BK
6/2
E:12
E:8
WH-BK
5cyl
4cyl
64/79V
WH-BK
WH-BK
F:16
F:14
A:28
A:45
BK
3/254
SWM
OG-BK
C:1
C:8
C:9
63/25
63/5
BK-WH
C:4
CAN
BK
BK
BK
31/110
31/10
31/83

Group 36 Additional electrical equipment
Headlight washer

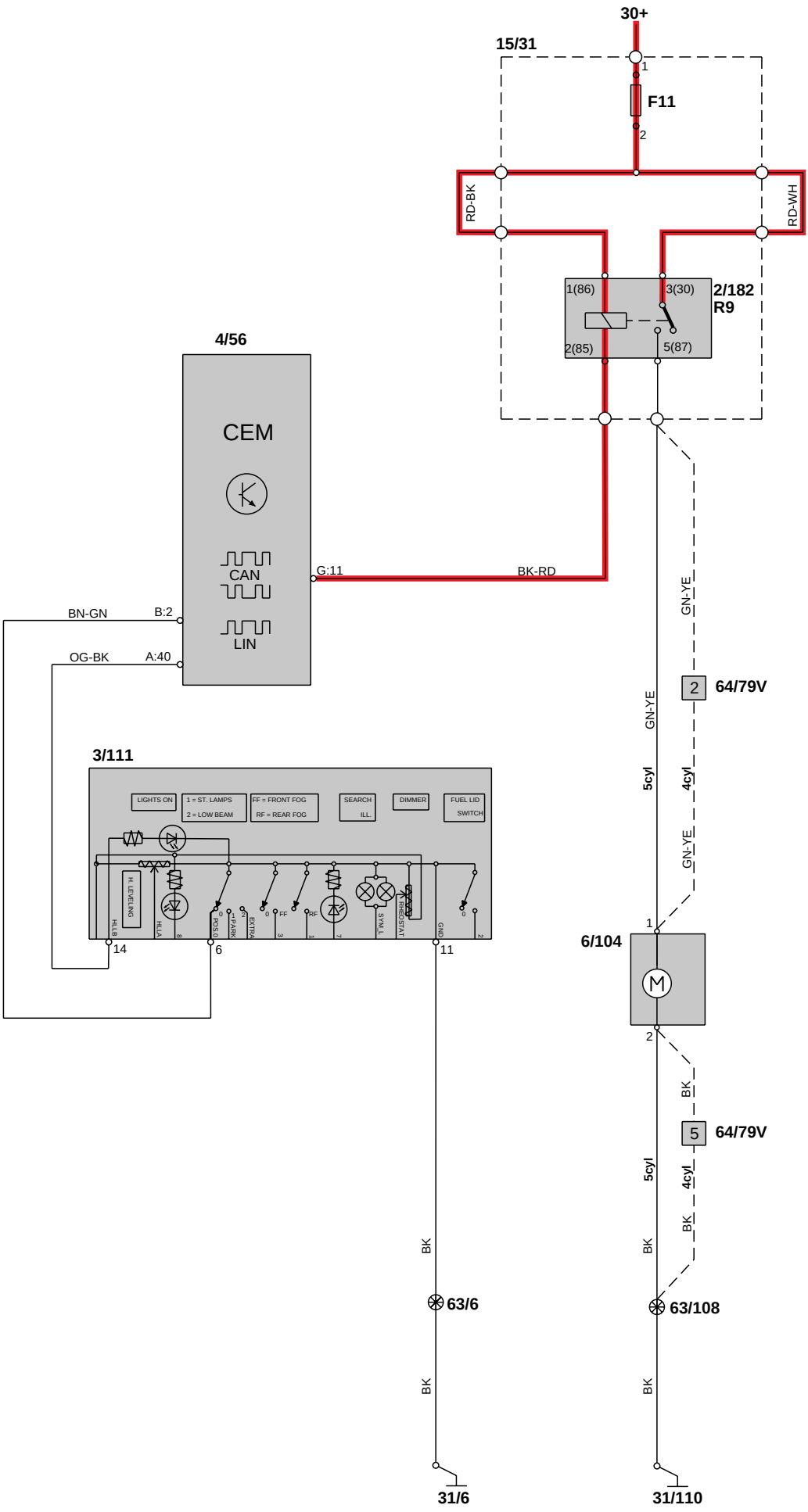

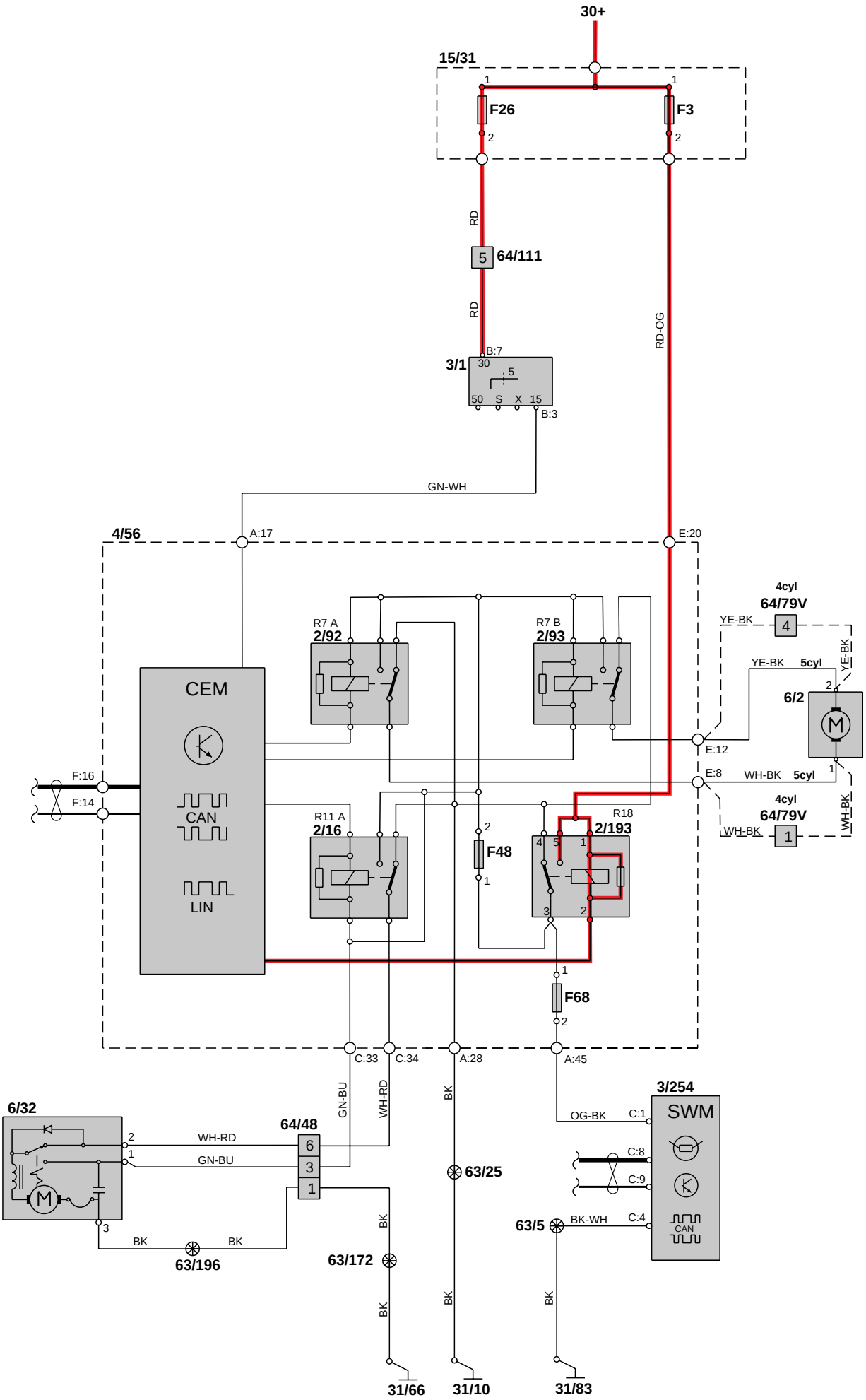
30+
15/31
F26
F3
RD
64/111
RD
RD-OG
3/1
B:7
30
5
50
S
X
15
B:3
GN-WH
4/56
A:17
E:20
R7 A
2/92
R7 B
2/93
CEM
CAN
LIN
F:16
F:14
R11 A
2/16
F48
R18
2/193
F68
4cyl
64/79V
YE-BK
4
YE-BK
5cyl
6/2
E:12
E:8
WH-BK
5cyl
WH-BK
1
C:33
C:34
A:28
A:45
6/32
WH-RD
GN-BU
64/48
GN-BU
WH-RD
BK
63/25
3/254
SWM
OG-BK
C:1
C:8
C:9
63/5
BK-WH
C:4
CAN
BK
63/196
63/172
31/66
31/10
31/83

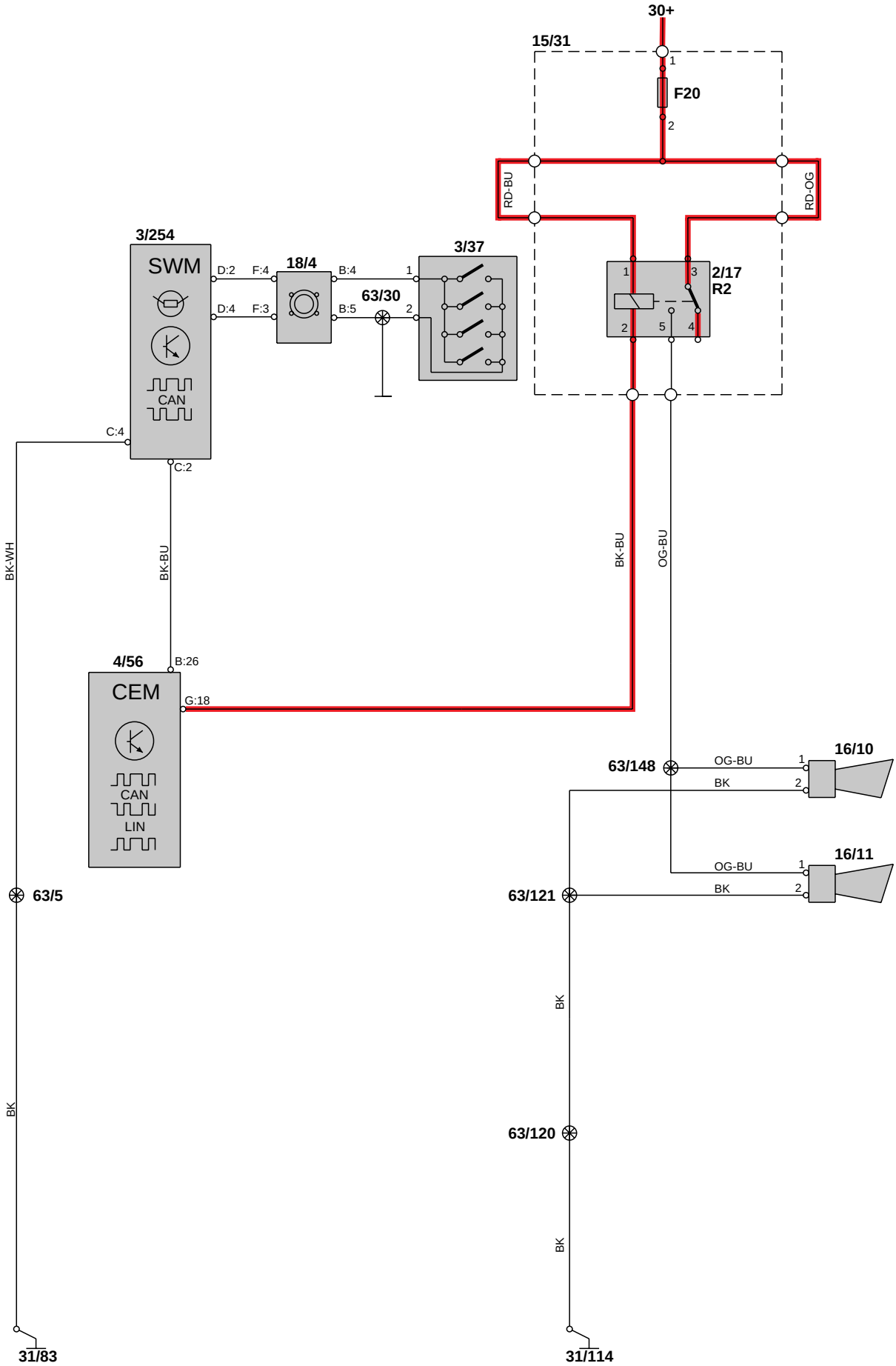
30+
15/31
1
F20
2
RD-BU
RD-OG
3/254
SWM
D:2
F:4
D:4
F:3
18/4
B:4
B:5
63/30
1
2
3/37
1
3
2/17
R2
2
5
4
CAN
C:4
C:2
BK-WH
BK-BU
BK-BU
OG-BU
4/56
B:26
CEM
G:18
CAN
LIN
63/148
OG-BU
BK
1
2
16/10
OG-BU
BK
1
2
16/11
63/5
63/121
BK
63/120
BK
BK
31/83
31/114

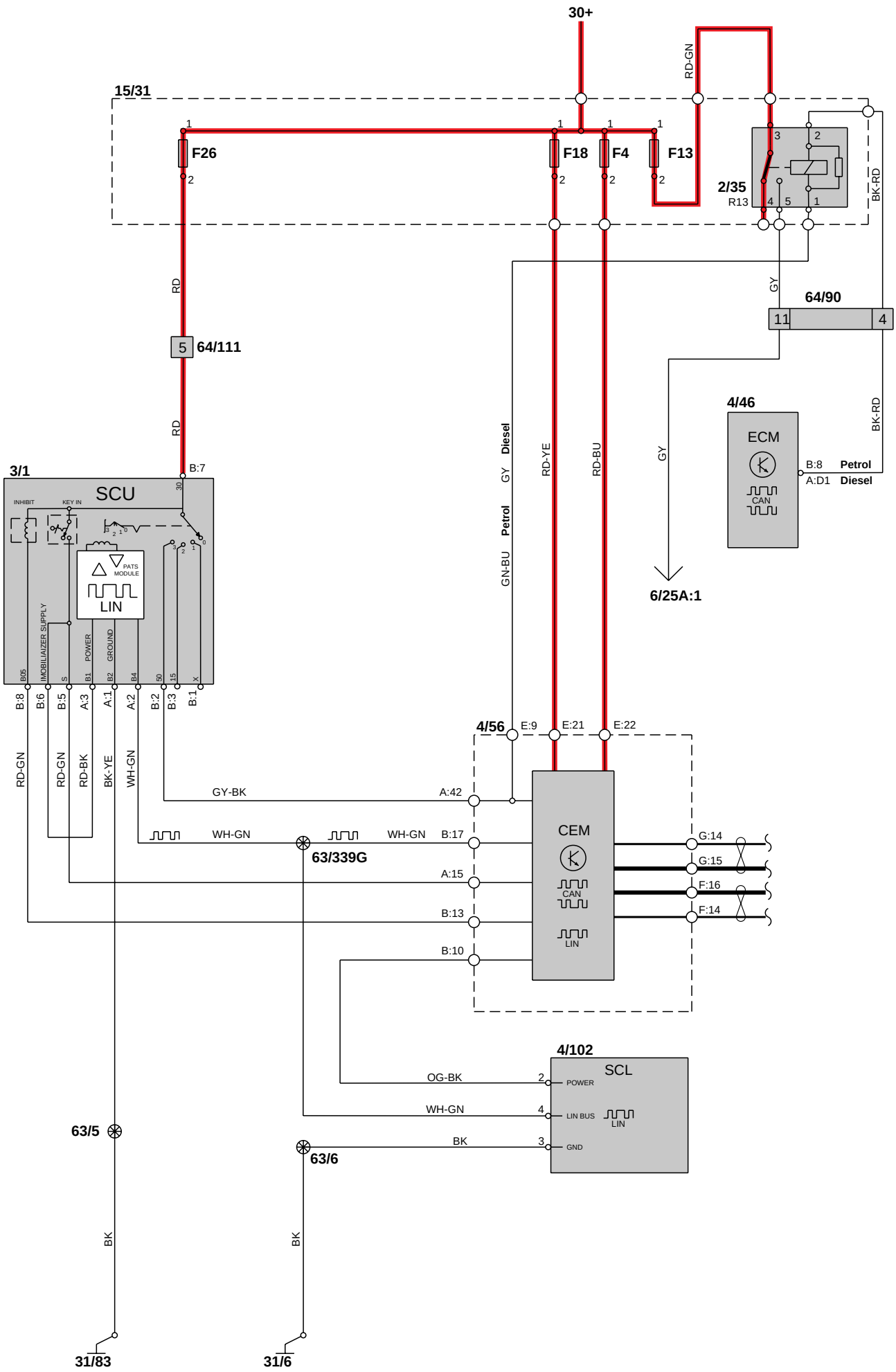
30+
15/31
F26
F18
F4
F13
RD-GN
2/35
R13
BK-RD
RD
5
64/111
GY
64/90
11
4
4/46
ECM
B:8 Petrol
A:D1 Diesel
CAN
6/25A:1
3/1
SCU
INHIBIT
KEY IN
PATS MODULE
LIN
IMOBILIAIZER SUPPLY
POWER
GROUND
B:7
GY Diesel
Petrol
GN-BU
RD-YE
RD-BU
B:8
B:6
B:5
A:3
A:1
A:2
B:2
B:3
B:1
RD-GN
RD-GN
RD-BK
BK-YE
WH-GN
GY-BK
A:42
WH-GN
WH-GN
B:17
63/339G
A:15
B:13
B:10
4/56
E:9
E:21
E:22
CEM
CAN
LIN
G:14
G:15
F:16
F:14
4/102
SCL
OG-BK
POWER
WH-GN
LIN BUS
BK
GND
63/5
63/6
BK
BK
31/83
31/6

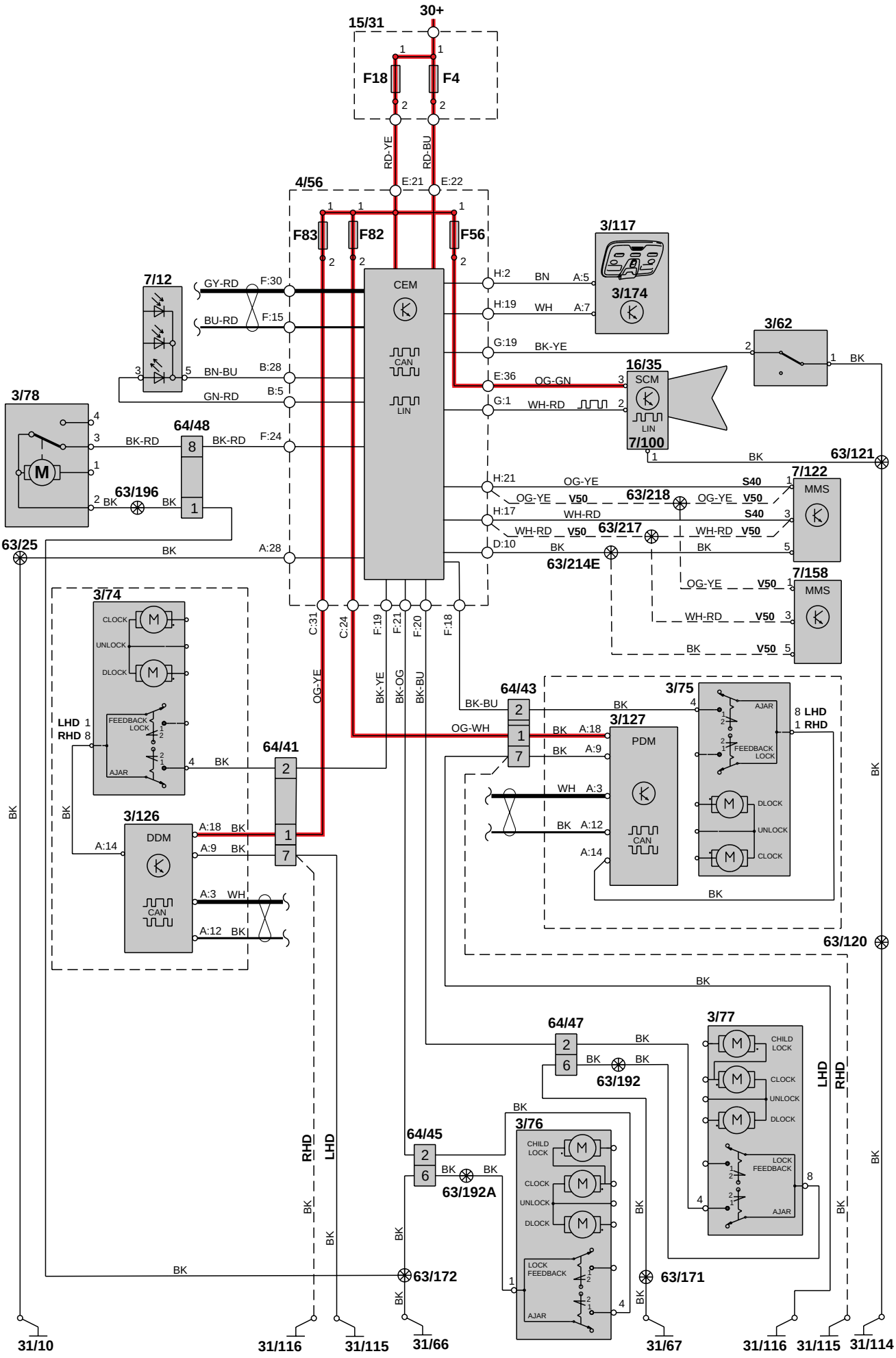
30+
15/31
F18
F4
RD-YE
RD-BU
4/56
E:21
E:22
F83
F82
F56
CEM
CAN
LIN
7/12
GY-RD
F:30
BU-RD
F:15
BN-BU
B:28
GN-RD
B:5
3/78
M
BK-RD
64/48
F:24
63/196
BK
63/25
A:28
3/117
3/174
H:2
BN
A:5
H:19
WH
A:7
G:19
BK-YE
3/62
E:36
OG-GN
16/35
SCM
7/100
G:1
WH-RD
63/121
H:21
OG-YE
S40
7/122
MMS
OG-YE
V50
63/218
H:17
WH-RD
63/217
D:10
63/214E
7/158
3/74
CLOCK
UNLOCK
DLOCK
FEEDBACK LOCK
AJAR
LHD
RHD
C:31
C:24
F:19
F:21
F:20
F:18
OG-YE
BK-YE
BK-OG
BK-BU
64/43
OG-WH
3/75
3/127
PDM
A:18
A:9
WH
A:3
A:12
A:14
64/41
3/126
DDM
63/120
64/47
63/192
3/77
CHILD LOCK
LOCK FEEDBACK
64/45
63/192A
3/76
63/172
63/171
31/10
31/116
31/115
31/66
31/67
31/114

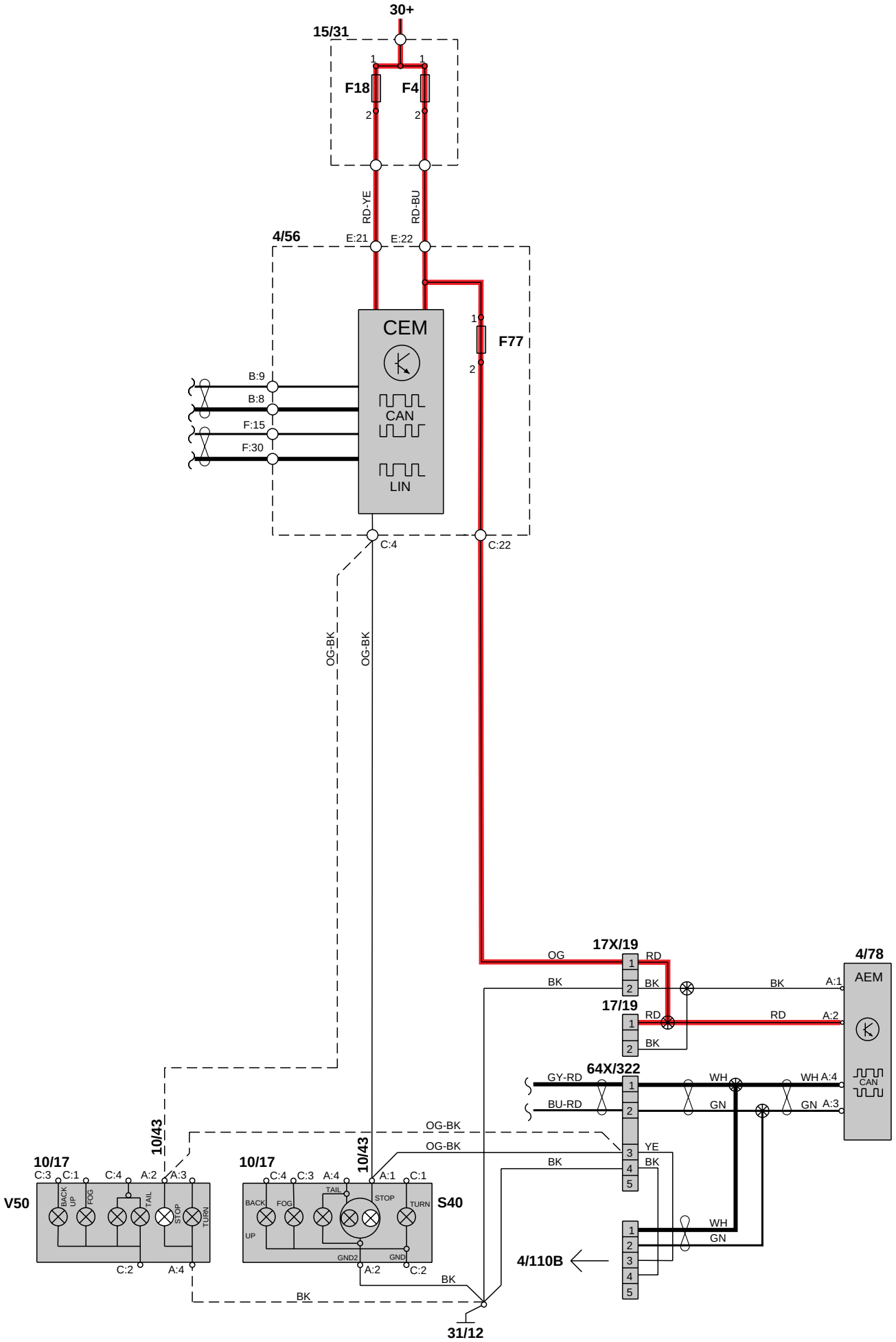
30+
15/31
F18
F4
RD-YE
RD-BU
4/56
E:21
E:22
CEM
CAN
LIN
F77
B:9
B:8
F:15
F:30
C:4
C:22
OG-BK
OG-BK
17X/19
OG
RD
BK
BK
17/19
RD
BK
RD
4/78
AEM
A:1
A:2
CAN
64X/322
GY-RD
BU-RD
WH
GN
WH A:4
GN A:3
YE
BK
OG-BK
OG-BK
BK
10/43
10/17
C:3
C:1
C:4
A:2
A:3
V50
BACK UP
FOG
TAIL
STOP
TURN
C:2
A:4
10/43
10/17
C:4
C:3
A:4
A:1
C:1
S40
BACK
FOG
TAIL
STOP
TURN
UP
GND2
GND
A:2
C:2
BK
BK
4/110B
WH
GN
31/12

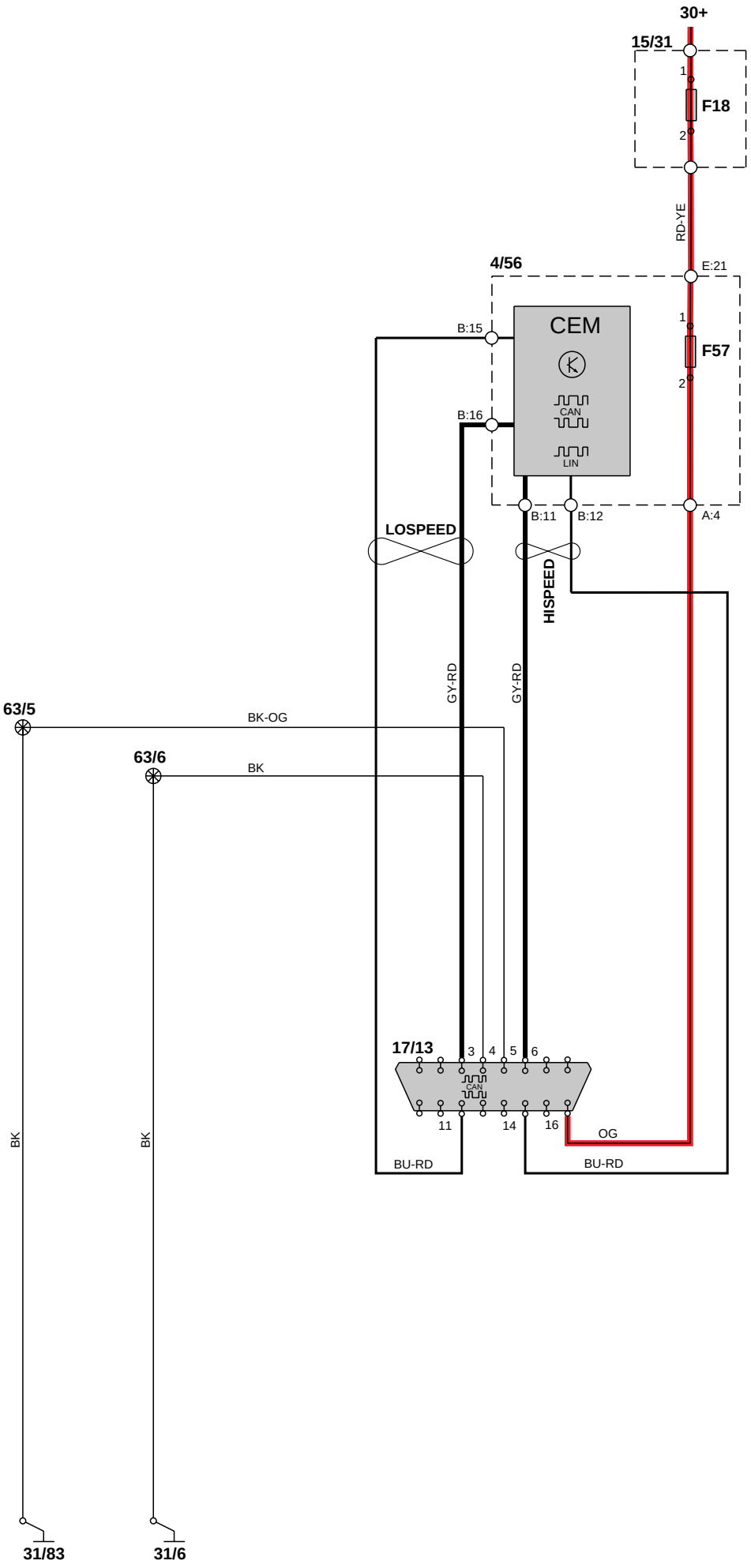
30+
15/31
1
F18
2
RD-YE
4/56
E:21
CEM
B:15
1
F57
2
B:16
CAN
LIN
B:11
B:12
A:4
LOSPEED
HISPEED
GY-RD
GY-RD
63/5
BK-OG
63/6
BK
17/13
3
4
5
6
CAN
11
14
16
OG
BU-RD
BU-RD
BK
BK
31/83
31/6

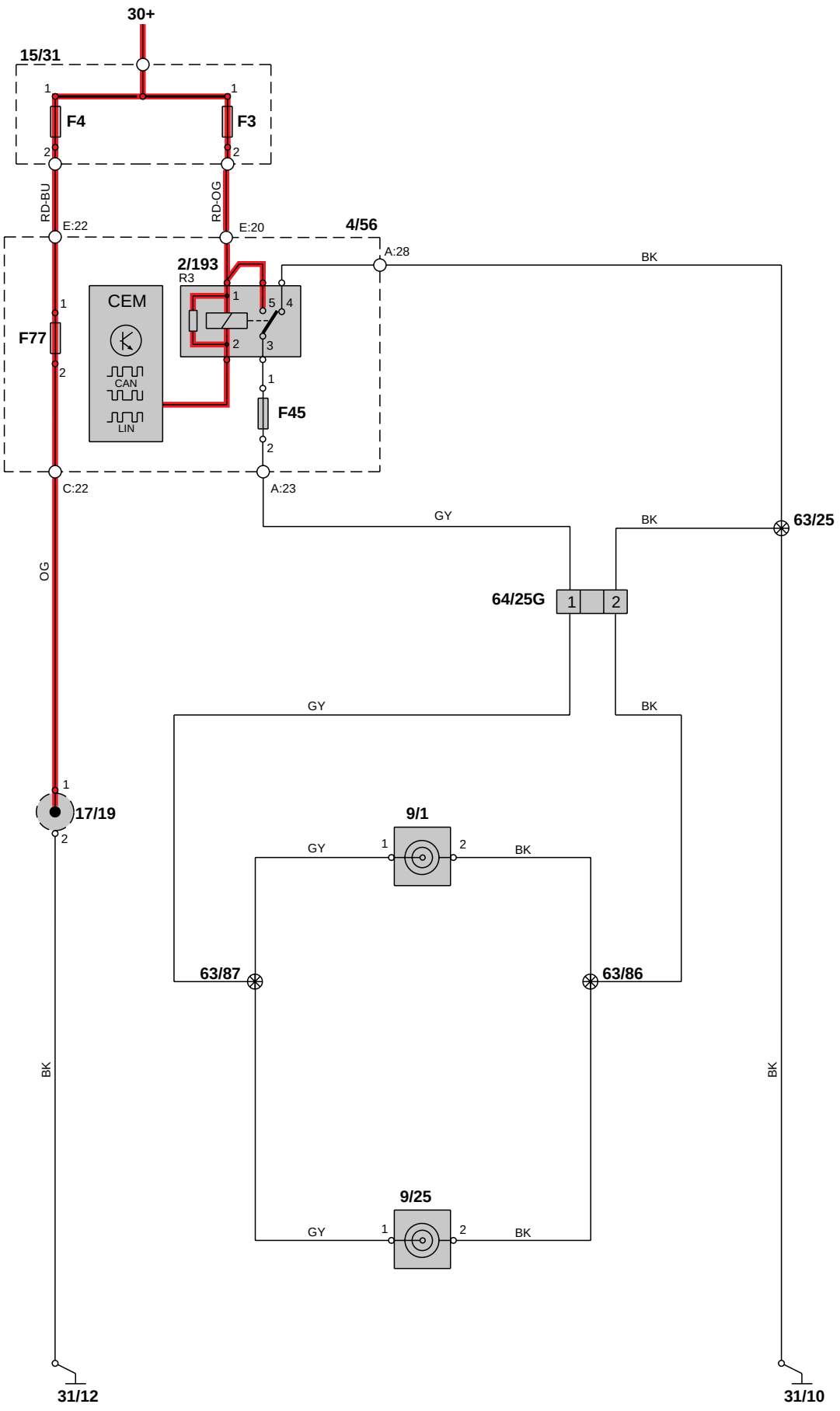
30+
15/31
F4
F3
RD-BU
RD-OG
E:22
E:20
4/56
A:28
BK
2/193
R3
CEM
CAN
LIN
F77
F45
C:22
A:23
GY
BK
63/25
OG
64/25G
17/19
9/1
63/87
63/86
9/25
31/12
31/10

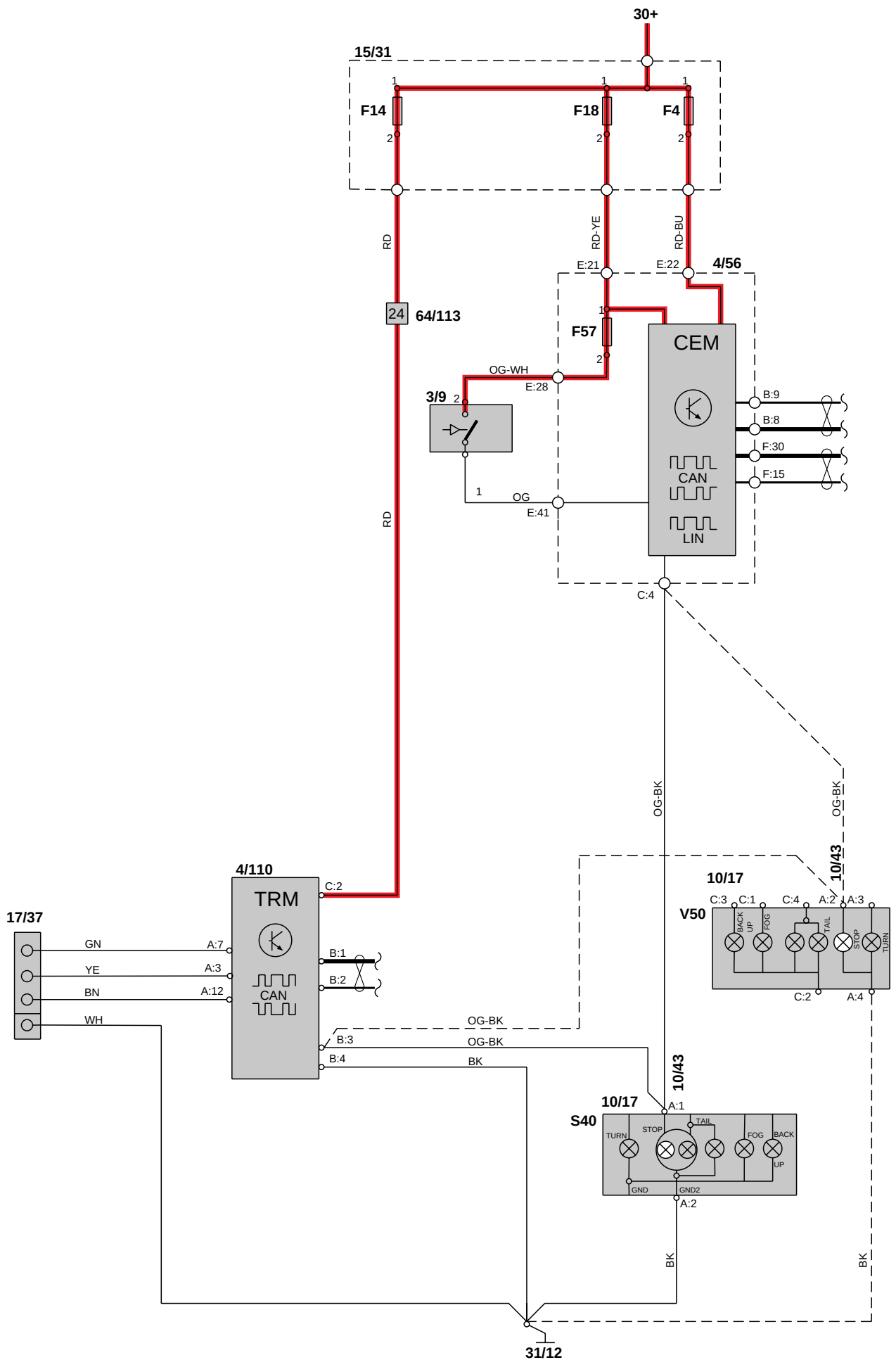
30+
15/31
F14
F18
F4
RD
RD-YE
RD-BU
E:21
E:22
4/56
24
64/113
F57
CEM
OG-WH
E:28
3/9
B:9
B:8
F:30
F:15
CAN
LIN
OG
E:41
C:4
OG-BK
10/43
4/110
TRM
C:2
17/37
GN
YE
BN
WH
A:7
A:3
A:12
B:1
B:2
B:3
B:4
BK
10/17
V50
C:3
C:1
C:4
A:2
A:3
BACK UP
FOG
TAIL
STOP
TURN
A:4
S40
A:1
GND
GND2
31/12

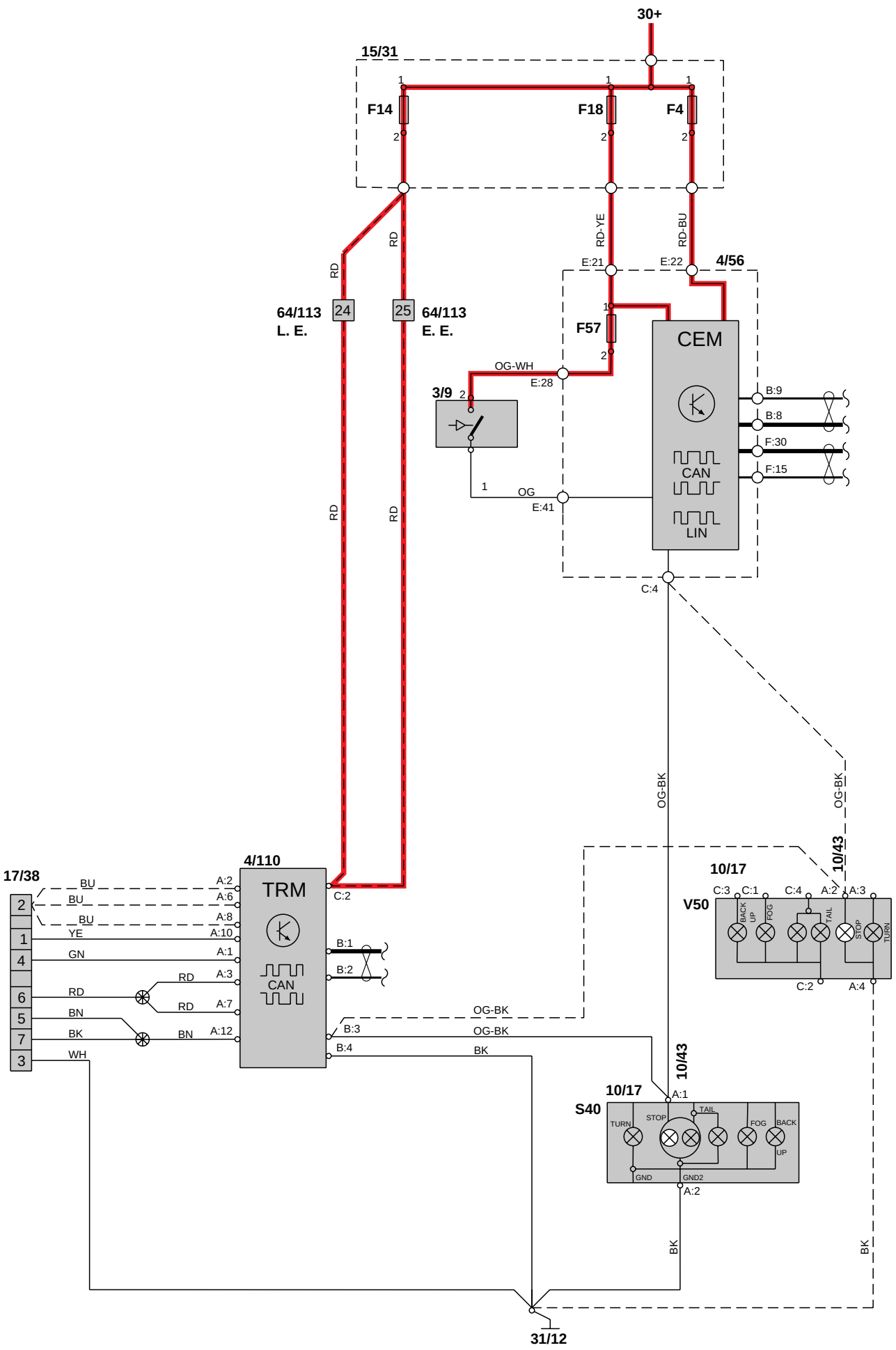
30+
15/31
F14
F18
F4
RD
RD-YE
RD-BU
E:21
E:22
4/56
64/113
L. E.
24
25
64/113
E. E.
F57
CEM
OG-WH
E:28
3/9
B:9
B:8
F:30
F:15
CAN
LIN
OG
E:41
C:4
OG-BK
10/43
17/38
4/110
TRM
BU
YE
GN
BN
BK
WH
A:2
A:6
A:8
A:10
A:1
A:3
A:7
A:12
C:2
B:1
B:2
B:3
B:4
10/17
V50
C:3
C:1
A:4
BACK UP
FOG
TAIL
STOP
TURN
S40
GND
GND2
31/12

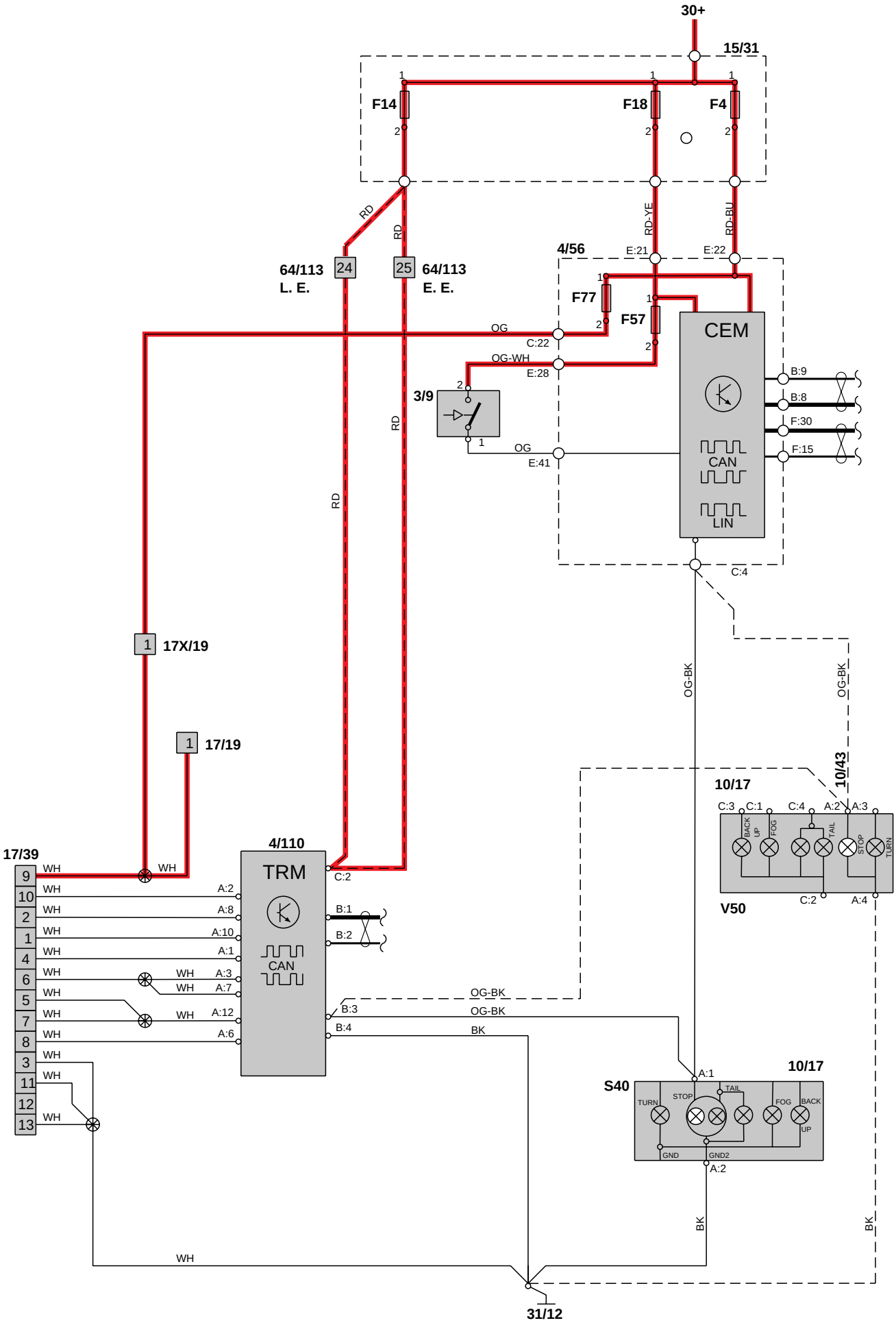
30+
15/31
F14
F18
F4
RD
RD-YE
RD-BU
4/56
E:21
E:22
64/113
L. E.
24
25
64/113
E. E.
F77
F57
OG
C:22
OG-WH
E:28
CEM
B:9
B:8
F:30
F:15
3/9
OG
E:41
CAN
LIN
C:4
17X/19
17/19
OG-BK
10/43
10/17
C:3
C:1
C:4
A:2
A:3
BACK UP
FOG
TAIL
STOP
TURN
C:2
A:4
V50
17/39
WH
4/110
TRM
A:2
A:8
A:10
A:1
A:3
A:7
A:12
A:6
B:1
B:2
B:3
B:4
BK
S40
A:1
GND
GND2
31/12

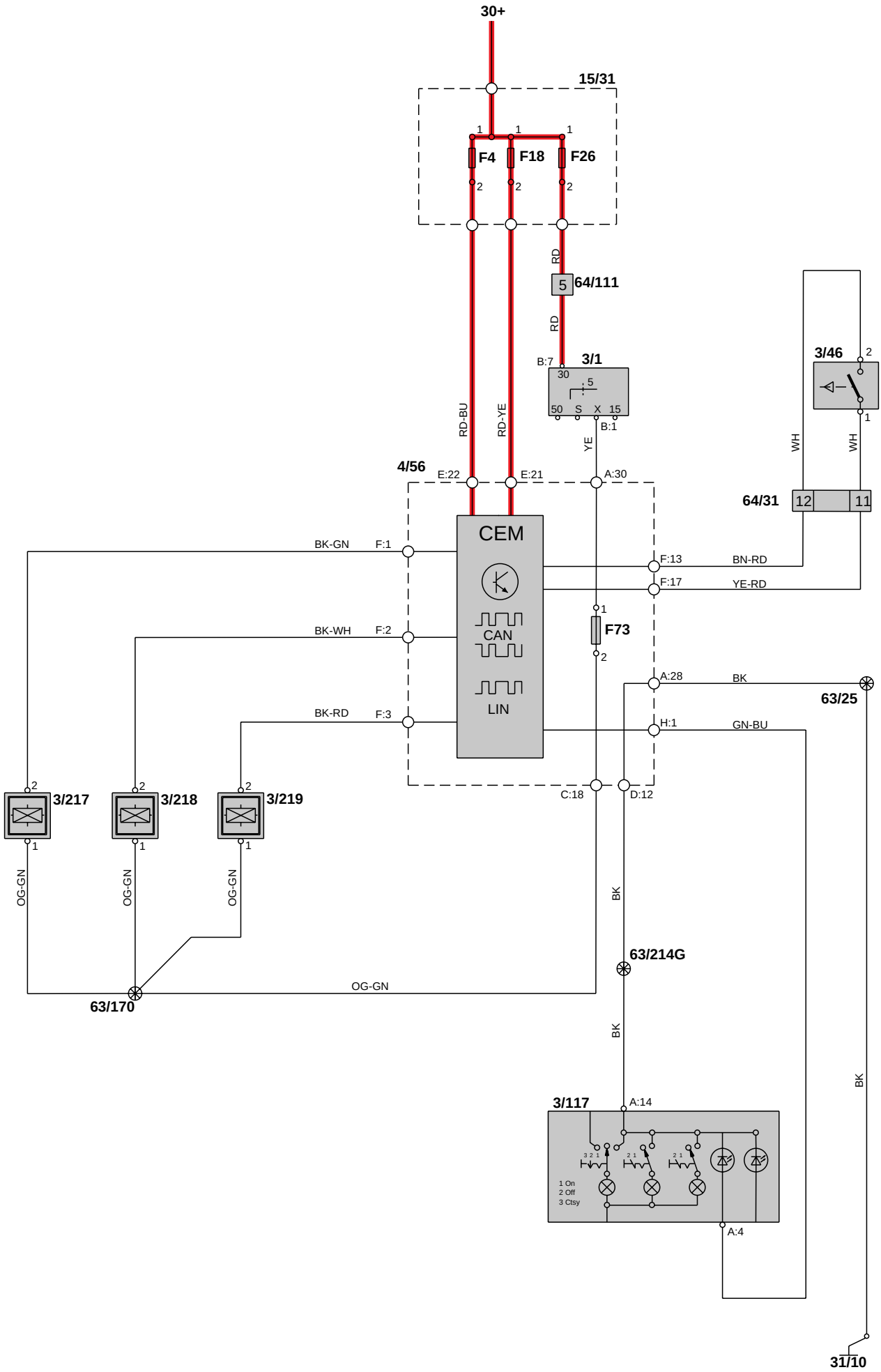
30+
15/31
F4
F18
F26
RD
64/111
RD
B:7
3/1
30
5
50
S
X
15
B:1
RD-BU
RD-YE
YE
3/46
WH
WH
4/56
E:22
E:21
A:30
64/31
12
11
CEM
CAN
LIN
BK-GN
F:1
BK-WH
F:2
BK-RD
F:3
F:13
BN-RD
F:17
YE-RD
F73
A:28
BK
63/25
H:1
GN-BU
C:18
D:12
3/217
3/218
3/219
OG-GN
OG-GN
OG-GN
BK
63/214G
OG-GN
63/170
BK
3/117
A:14
1 On
2 Off
3 Ctsy
A:4
BK
31/10

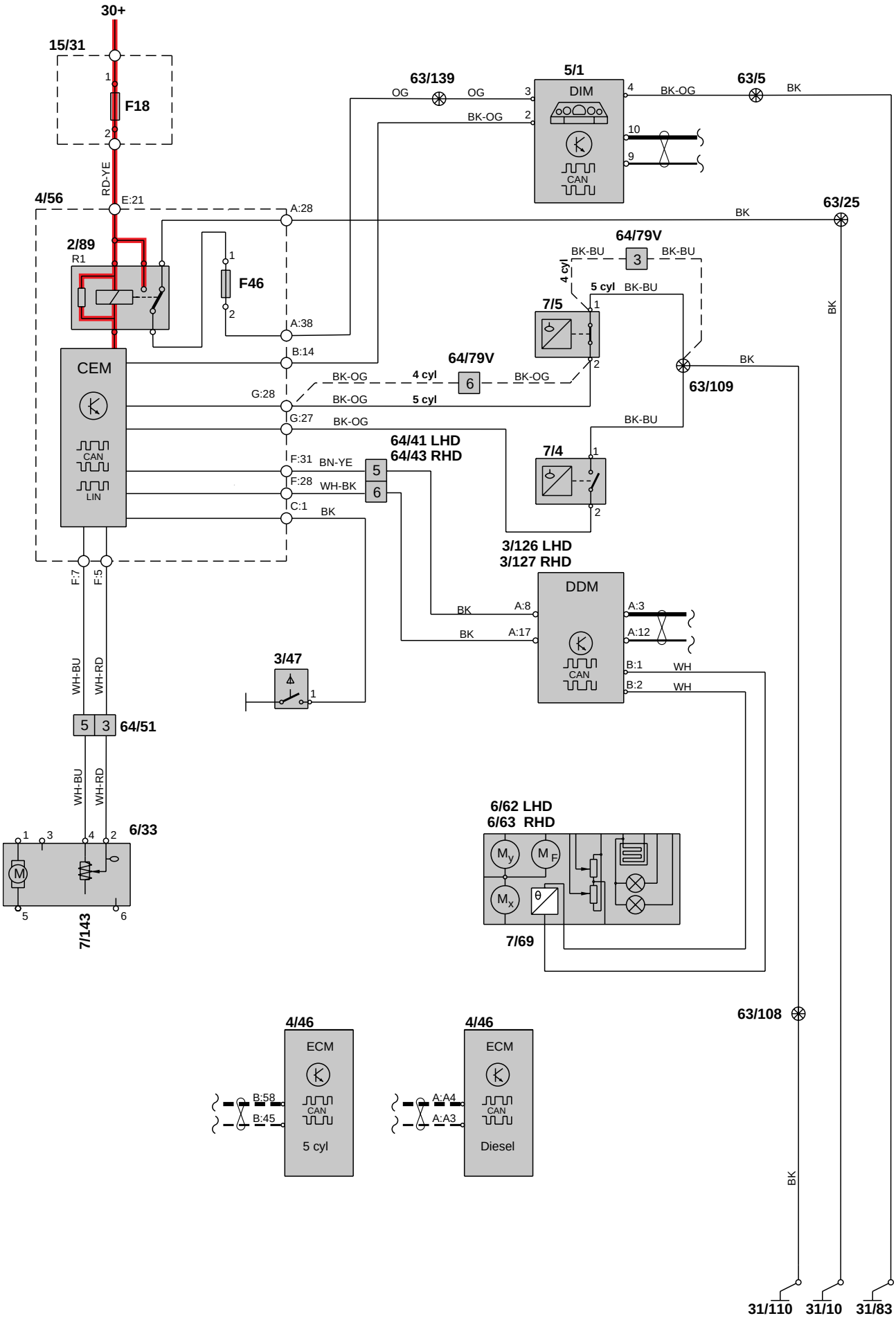
30+
15/31
F18
RD-YE
4/56
E:21
2/89
R1
F46
CEM
CAN
LIN
A:28
A:38
B:14
G:28
G:27
F:31
F:28
C:1
BN-YE
WH-BK
BK
F:7
F:5
WH-BU
WH-RD
64/51
6/33
7/143
3/47
63/139
OG
BK-OG
5/1
DIM
CAN
63/5
BK
63/25
64/79V
BK-BU
4 cyl
5 cyl
7/5
63/109
64/41 LHD
64/43 RHD
7/4
3/126 LHD
3/127 RHD
DDM
A:8
A:17
A:3
A:12
B:1
B:2
WH
6/62 LHD
6/63 RHD
7/69
63/108
4/46
ECM
B:58
B:45
5 cyl
A:A4
A:A3
Diesel
31/110
31/10
31/83

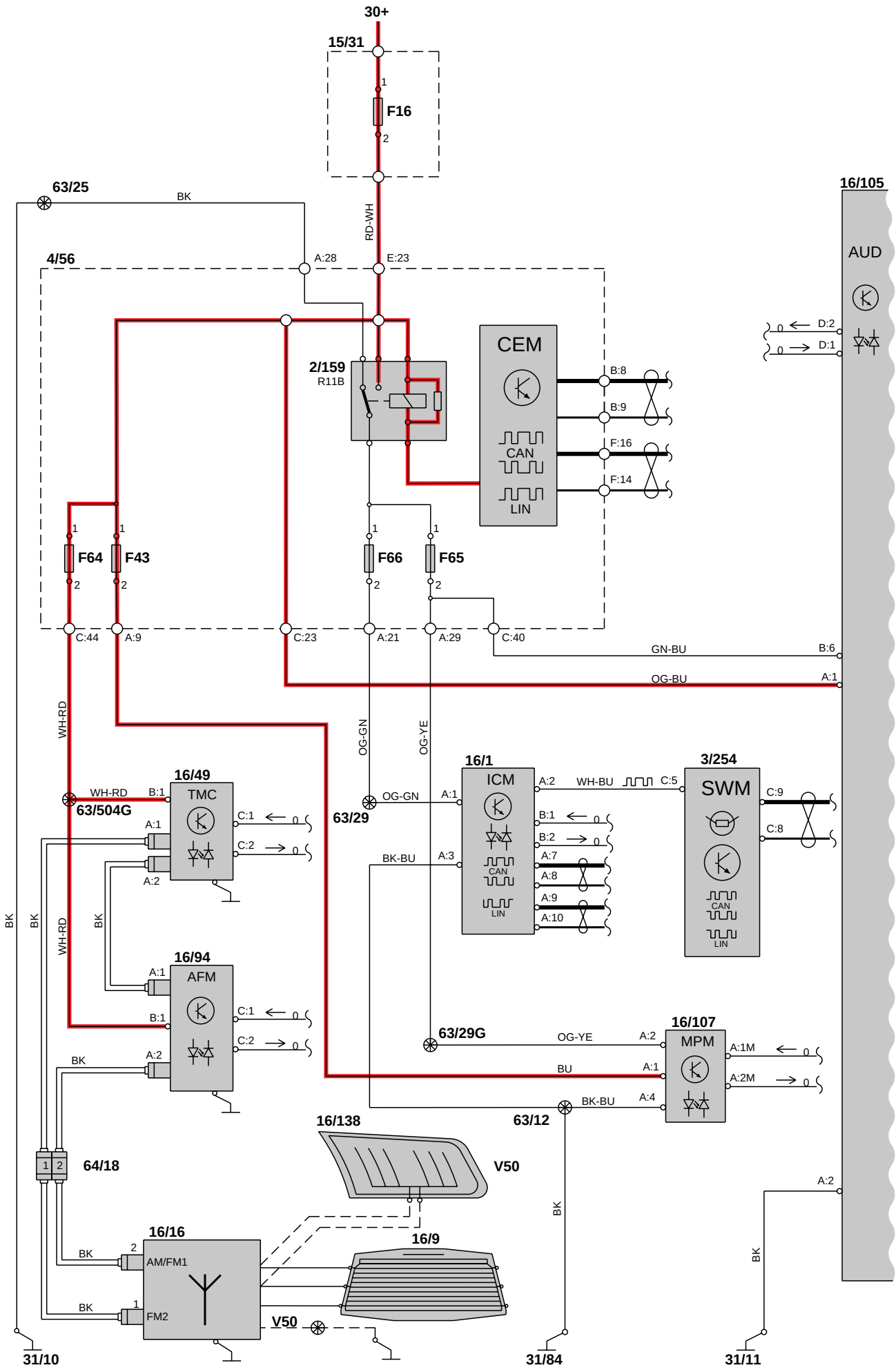
30+
15/31
F16
63/25
BK
RD-WH
16/105
AUD
4/56
A:28
E:23
CEM
2/159
R11B
B:8
B:9
F:16
F:14
CAN
LIN
D:2
D:1
F64
F43
F66
F65
C:44
A:9
C:23
A:21
A:29
C:40
GN-BU
B:6
OG-BU
A:1
WH-RD
OG-GN
OG-YE
16/1
ICM
A:2
WH-BU
C:5
3/254
SWM
C:9
C:8
16/49
TMC
B:1
63/504G
C:1
C:2
63/29
A:3
BK-BU
B:2
A:7
A:8
A:9
A:10
16/94
AFM
63/29G
16/107
MPM
A:1M
A:2M
A:4
63/12
16/138
V50
64/18
16/16
AM/FM1
FM2
16/9
31/10
31/84
31/11

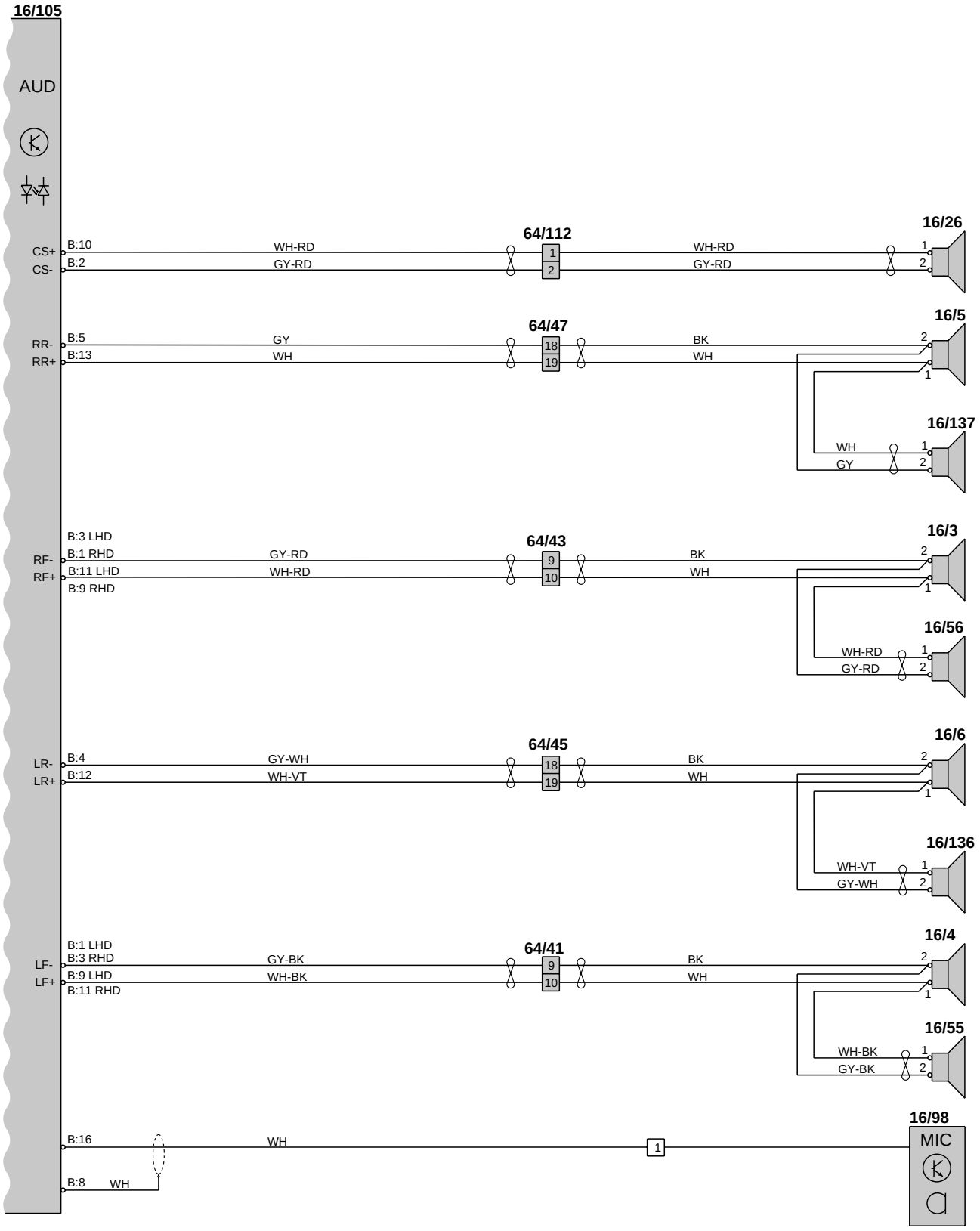
16/105
AUD
CS+
CS-
B:10
B:2
WH-RD
GY-RD
64/112
1
2
WH-RD
GY-RD
16/26
RR-
RR+
B:5
B:13
GY
WH
64/47
18
19
BK
WH
16/5
WH
GY
16/137
RF-
RF+
B:3 LHD
B:1 RHD
B:11 LHD
B:9 RHD
GY-RD
WH-RD
64/43
9
10
BK
WH
16/3
WH-RD
GY-RD
16/56
LR-
LR+
B:4
B:12
GY-WH
WH-VT
64/45
18
19
BK
WH
16/6
WH-VT
GY-WH
16/136
LF-
LF+
B:1 LHD
B:3 RHD
B:9 LHD
B:11 RHD
GY-BK
WH-BK
64/41
9
10
BK
WH
16/4
WH-BK
GY-BK
16/55
B:16
WH
1
16/98
MIC
B:8
WH

Group 39 Other
Cellular phone 1:2

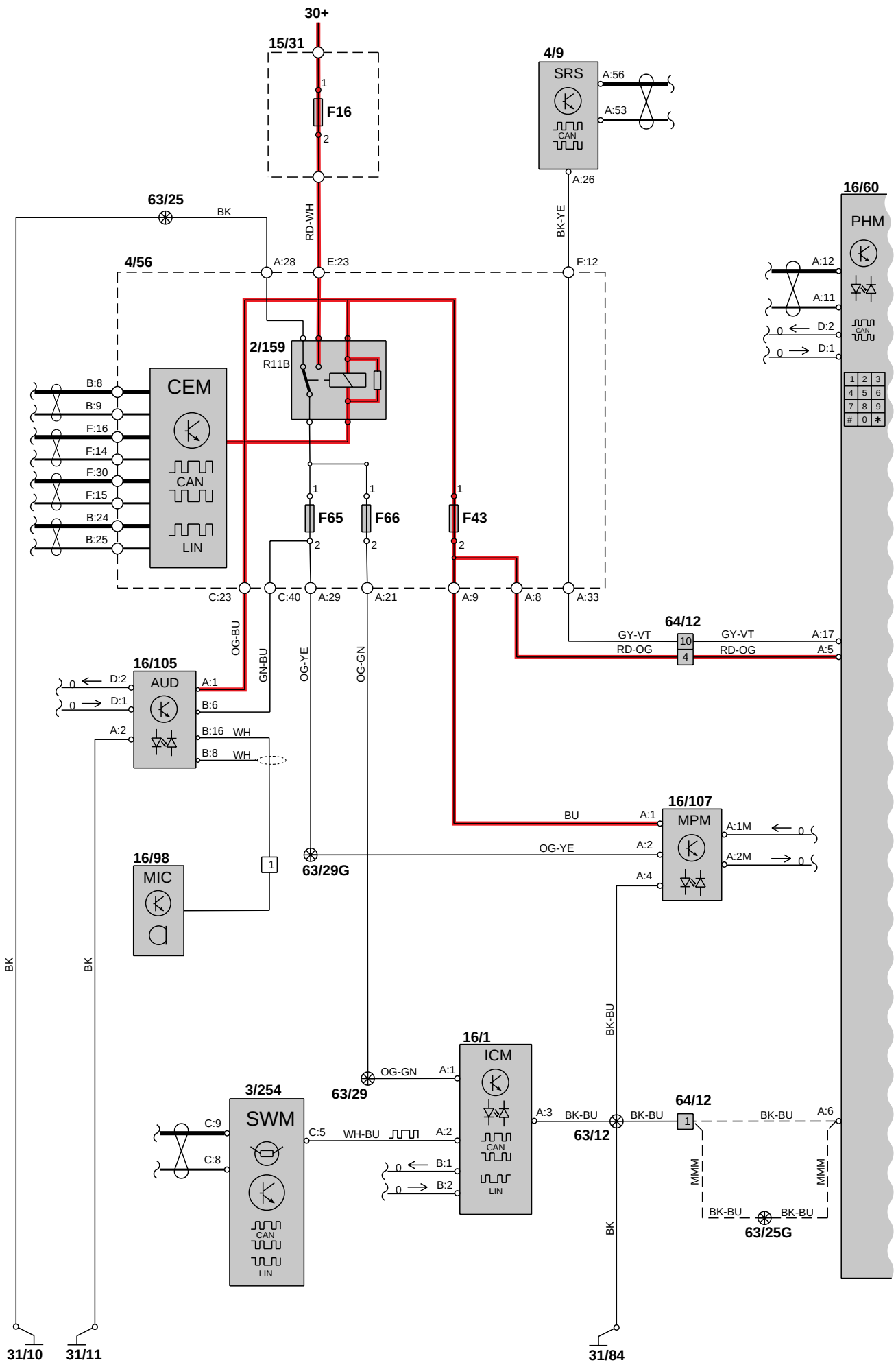


16/60
PHM
CAN
1 2 3
4 5 6
7 8 9
0 *
A:18
A:7
A:8
A:19
A:20
BN-BU
OG
WH-BU
WH-RD
WH
16/62
HANDSET
B:6
B:4
B:5
B:3
B:2
B:1
WH-BU
WH-GN
BK-GN
RD-YE
GY-WH
GY-OG
16/140
DETECT
DATA
RESET
POWER
GND
CLOCK
A:1
A:2
A:3
A:4
A:13
A:14
A:15
WH-BU
WH-GN
OG-BK
OG
BN-BU
BN-RD
WH-RD
3/267
C:1
BK
64/40
BK
16/64

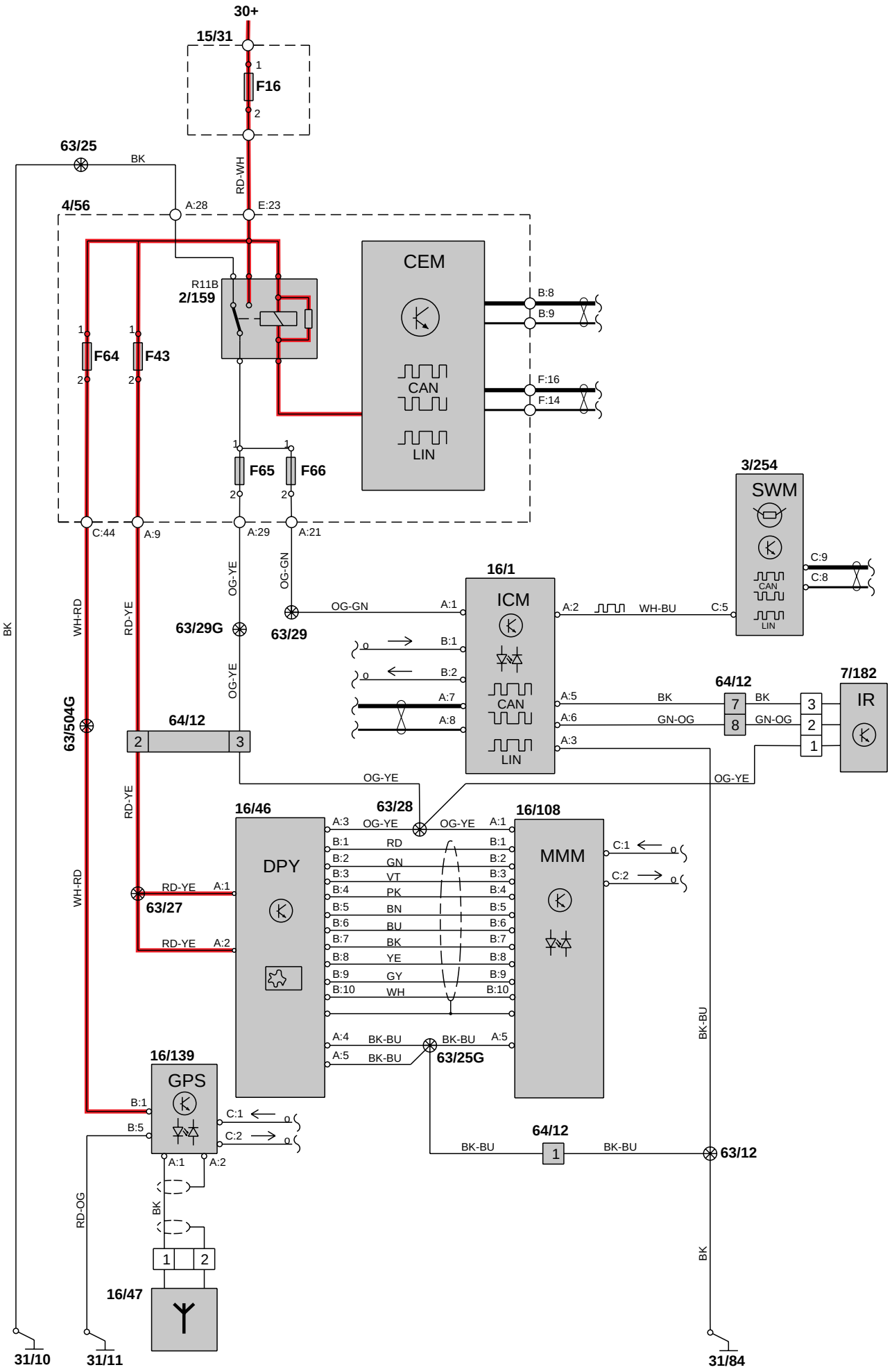
30+
15/31
F16
63/25
BK
RD-WH
4/56
A:28
E:23
CEM
R11B
2/159
B:8
B:9
F64
F43
CAN
LIN
F:16
F:14
F65
F66
3/254
SWM
C:44
A:9
A:29
A:21
C:9
C:8
16/1
ICM
OG-YE
OG-GN
WH-RD
RD-YE
63/29G
63/29
OG-GN
A:1
A:2
WH-BU
C:5
B:1
B:2
A:7
A:8
A:5
A:6
A:3
BK
GN-OG
64/12
7/182
IR
63/504G
OG-YE
16/46
63/28
16/108
DPY
MMM
RD
GN
VT
PK
BN
BU
BK
YE
GY
WH
63/27
BK-BU
63/25G
16/139
GPS
C:1
C:2
64/12
63/12
RD-OG
16/47
31/10
31/11
31/84

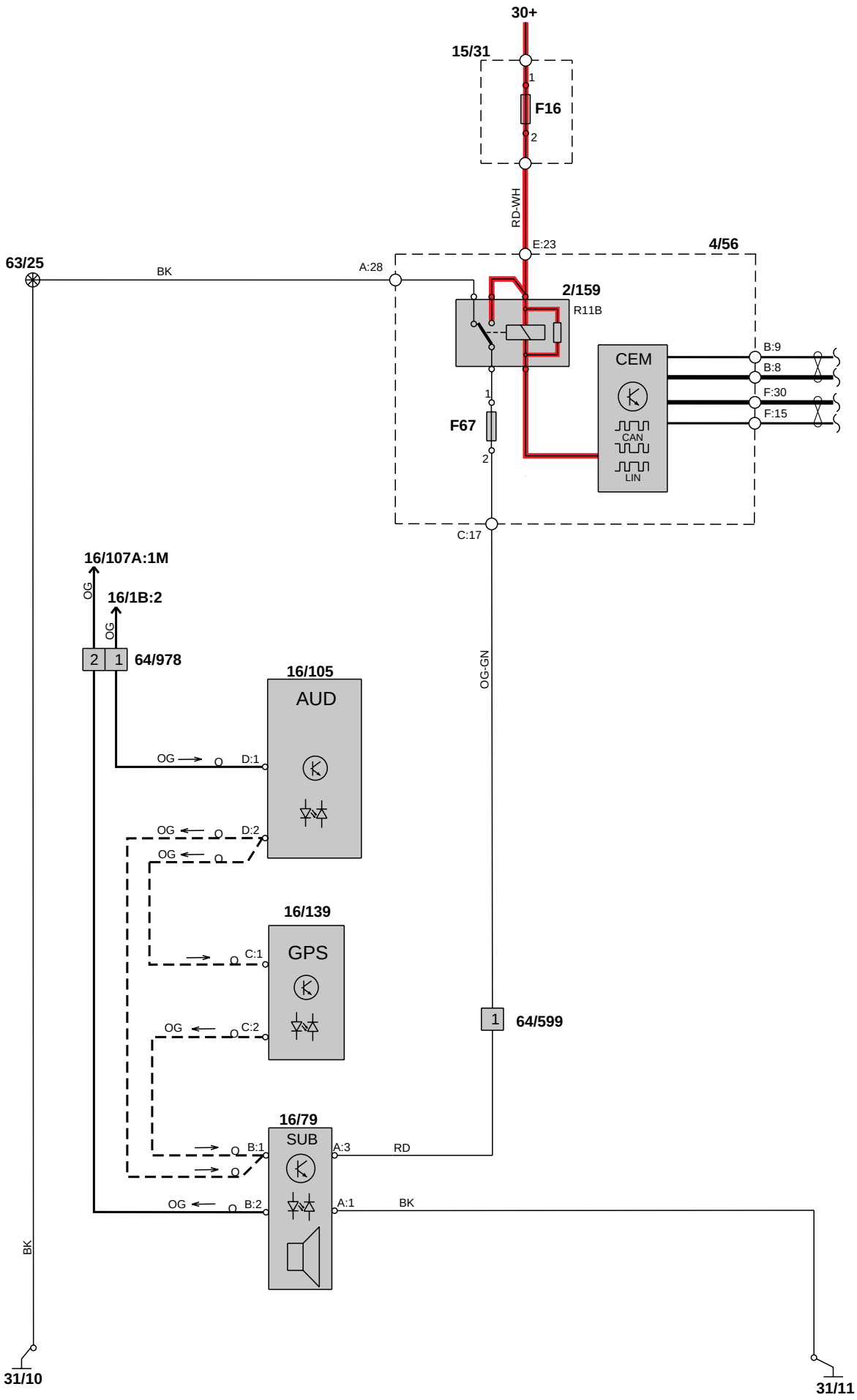
30+
15/31
1
F16
2
RD-WH
E:23
4/56
63/25
BK
A:28
2/159
R11B
CEM
B:9
B:8
F:30
F:15
CAN
LIN
1
F67
2
C:17
16/107A:1M
OG
16/1B:2
OG
2
1
64/978
16/105
AUD
OG-GN
OG
D:1
OG
D:2
OG
16/139
GPS
C:1
OG
C:2
1
64/599
16/79
SUB
B:1
A:3
RD
OG
B:2
A:1
BK
BK
31/10
31/11

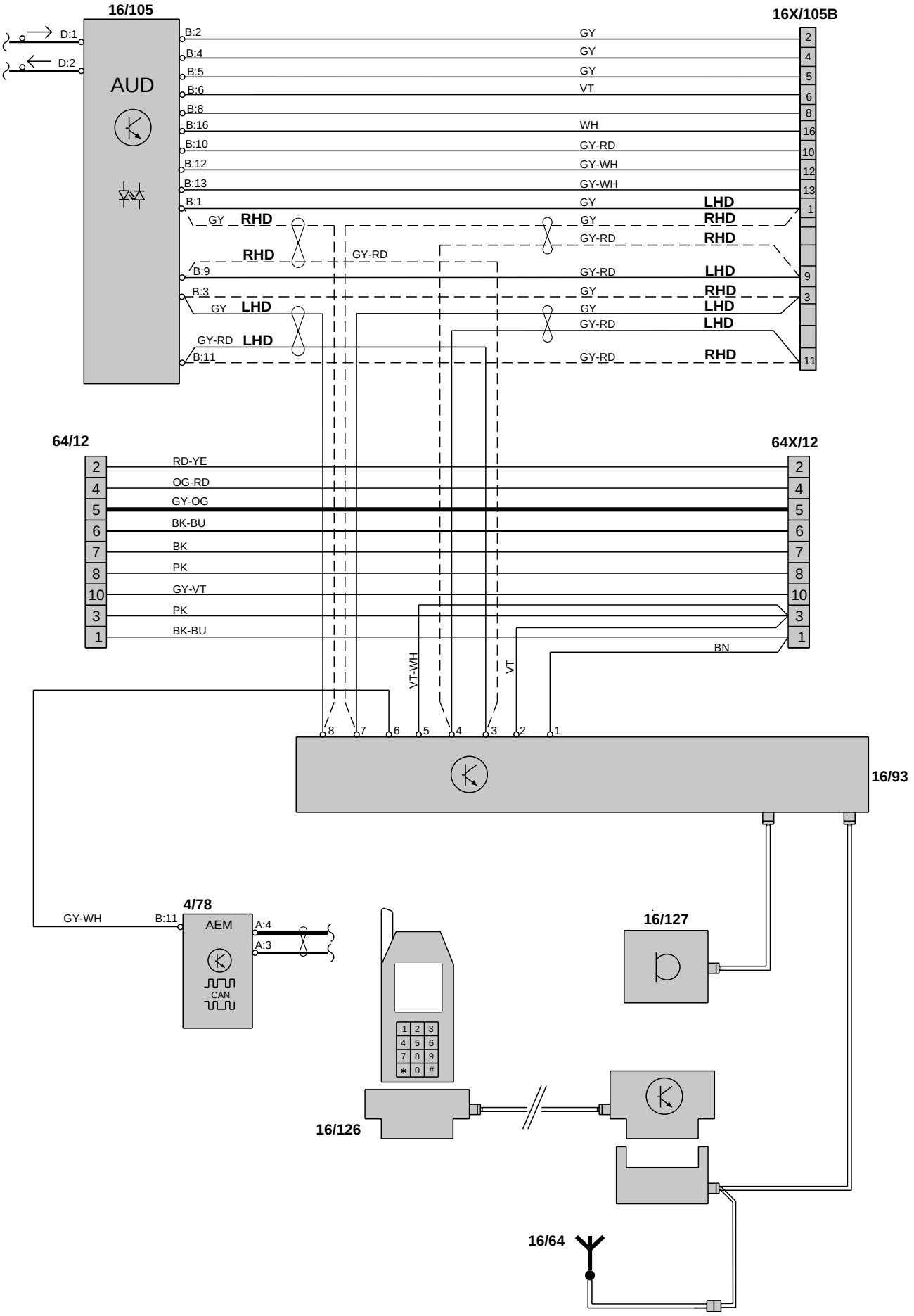
16/105
AUD
D:1
D:2
B:2
B:4
B:5
B:6
B:8
B:16
B:10
B:12
B:13
B:1
B:9
B:3
B:11
16X/105B
GY
VT
WH
GY-RD
GY-WH
RHD
LHD
64/12
64X/12
RD-YE
OG-RD
GY-OG
BK-BU
BK
PK
GY-VT
BN
VT-WH
16/93
4/78
AEM
CAN
A:4
A:3
16/127
16/126
16/64

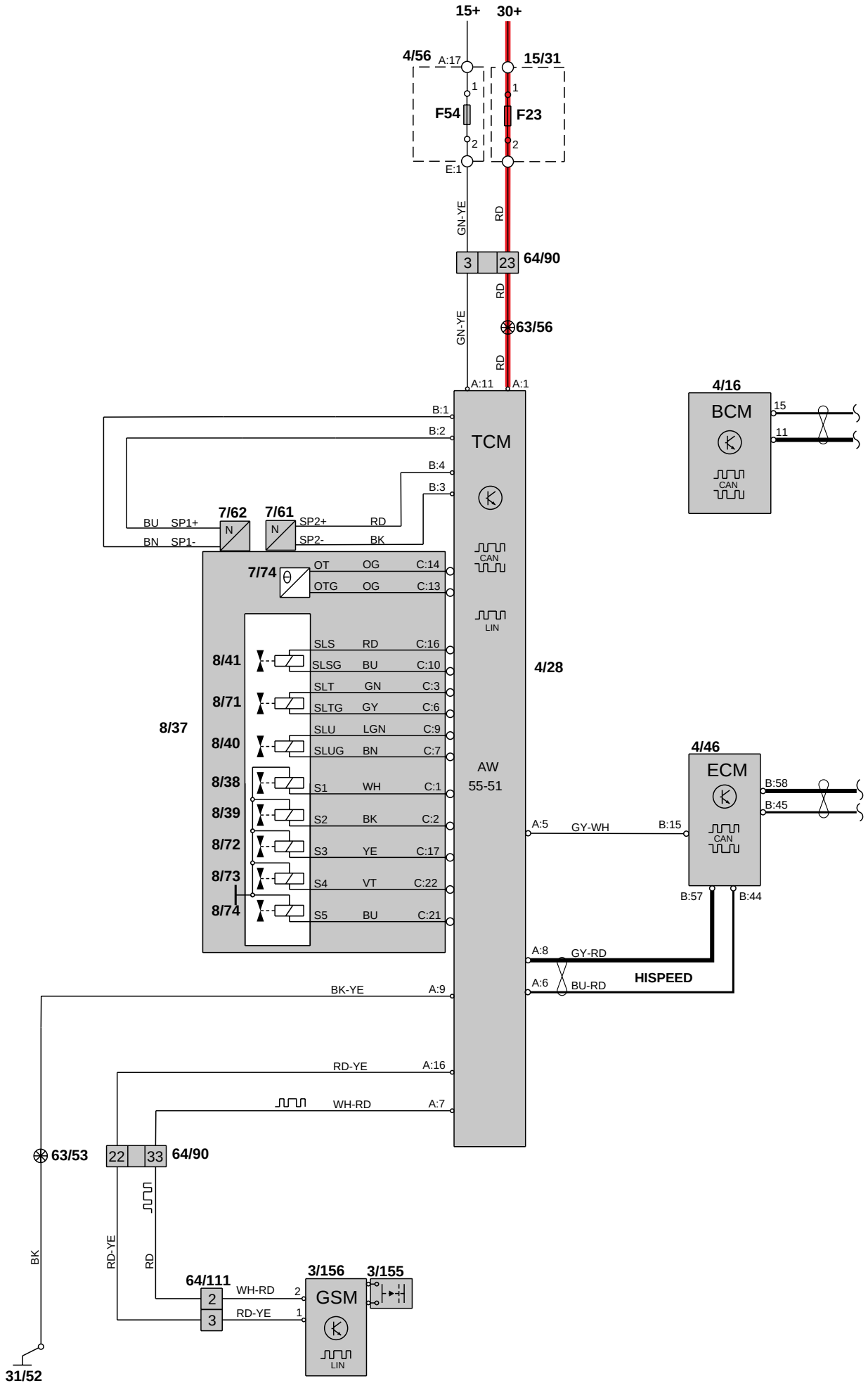
15+
30+
4/56
A:17
15/31
F54
F23
E:1
GN-YE
RD
64/90
63/56
A:11
A:1
4/16
BCM
CAN
TCM
B:1
B:2
B:4
B:3
7/62
7/61
BU SP1+
BN SP1-
SP2+ RD
SP2- BK
7/74
OT OG C:14
OTG OG C:13
LIN
4/28
8/41
8/71
8/37
8/40
8/38
8/39
8/72
8/73
8/74
SLS RD C:16
SLSG BU C:10
SLT GN C:3
SLTG GY C:6
SLU LGN C:9
SLUG BN C:7
S1 WH C:1
S2 BK C:2
S3 YE C:17
S4 VT C:22
S5 BU C:21
AW
55-51
4/46
ECM
B:58
B:45
A:5
GY-WH
B:15
B:57
B:44
A:8
GY-RD
A:6
BU-RD
HISPEED
BK-YE
A:9
RD-YE
A:16
WH-RD
A:7
63/53
22
33
64/90
BK
RD-YE
RD
64/111
WH-RD
RD-YE
3/156
3/155
GSM
LIN
31/52

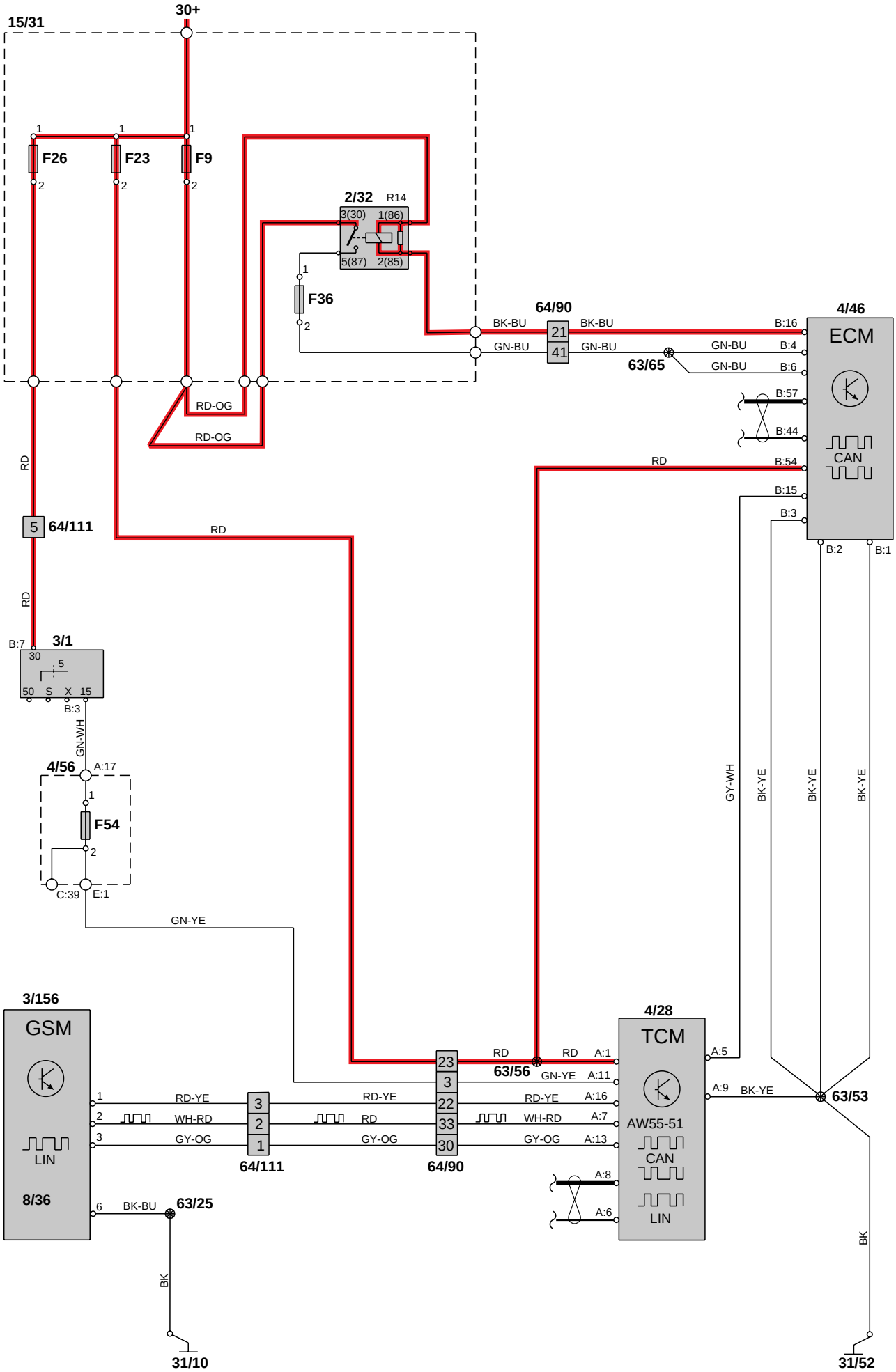
15/31
30+
F26
F23
F9
2/32
R14
3(30)
1(86)
5(87)
2(85)
F36
64/90
BK-BU
GN-BU
21
41
63/65
4/46
ECM
B:16
B:4
B:6
B:57
B:44
B:54
B:15
B:3
B:2
B:1
CAN
RD-OG
RD
5
64/111
B:7
3/1
30
5
50
S
X
15
GN-WH
4/56
A:17
F54
C:39
E:1
GN-YE
3/156
GSM
LIN
8/36
RD-YE
WH-RD
GY-OG
BK-BU
63/25
BK
31/10
64/111
64/90
63/56
4/28
TCM
AW55-51
A:1
A:11
A:16
A:7
A:13
A:8
A:6
A:5
A:9
GY-WH
BK-YE
63/53
31/52

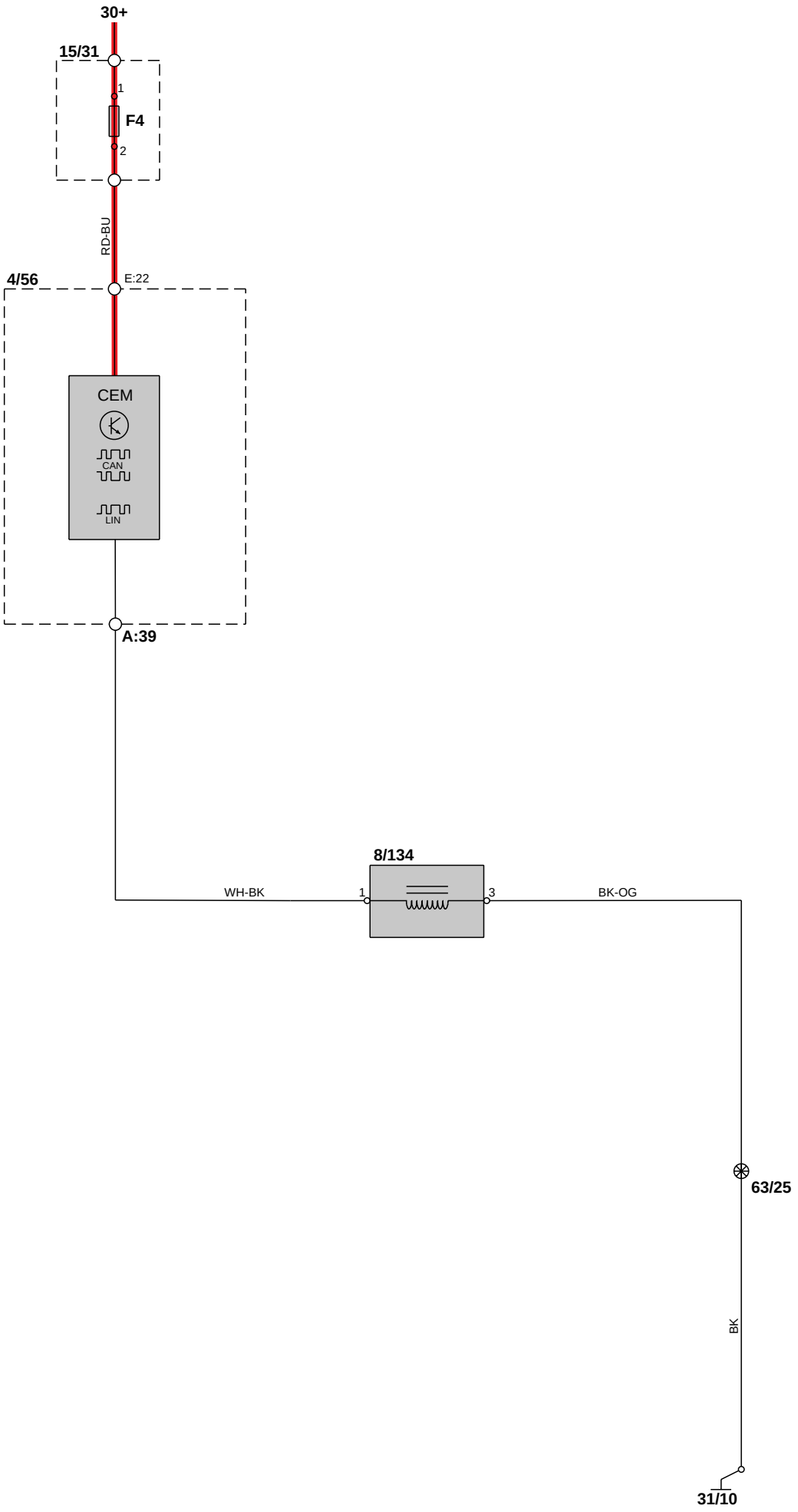
30+
15/31
1
F4
2
RD-BU
4/56
E:22
CEM
CAN
LIN
A:39
8/134
WH-BK
1
3
BK-OG
63/25
BK
31/10

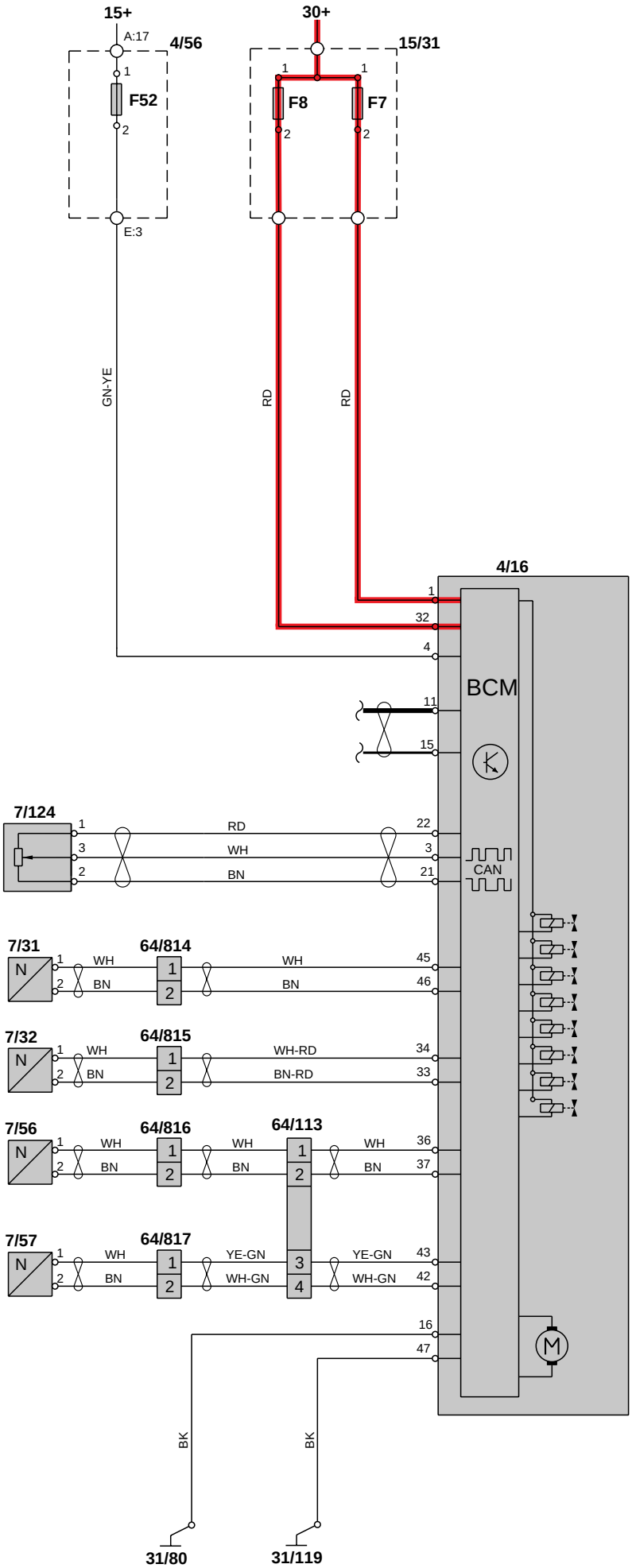
15+
A:17
4/56
F52
E:3
30+
15/31
F8
F7
GN-YE
RD
RD
4/16
BCM
CAN
7/124
RD
WH
BN
7/31
64/814
WH
BN
WH
BN
7/32
64/815
WH
BN
WH-RD
BN-RD
7/56
64/816
64/113
WH
BN
WH
BN
WH
BN
7/57
64/817
WH
BN
YE-GN
WH-GN
YE-GN
WH-GN
BK
BK
31/80
31/119

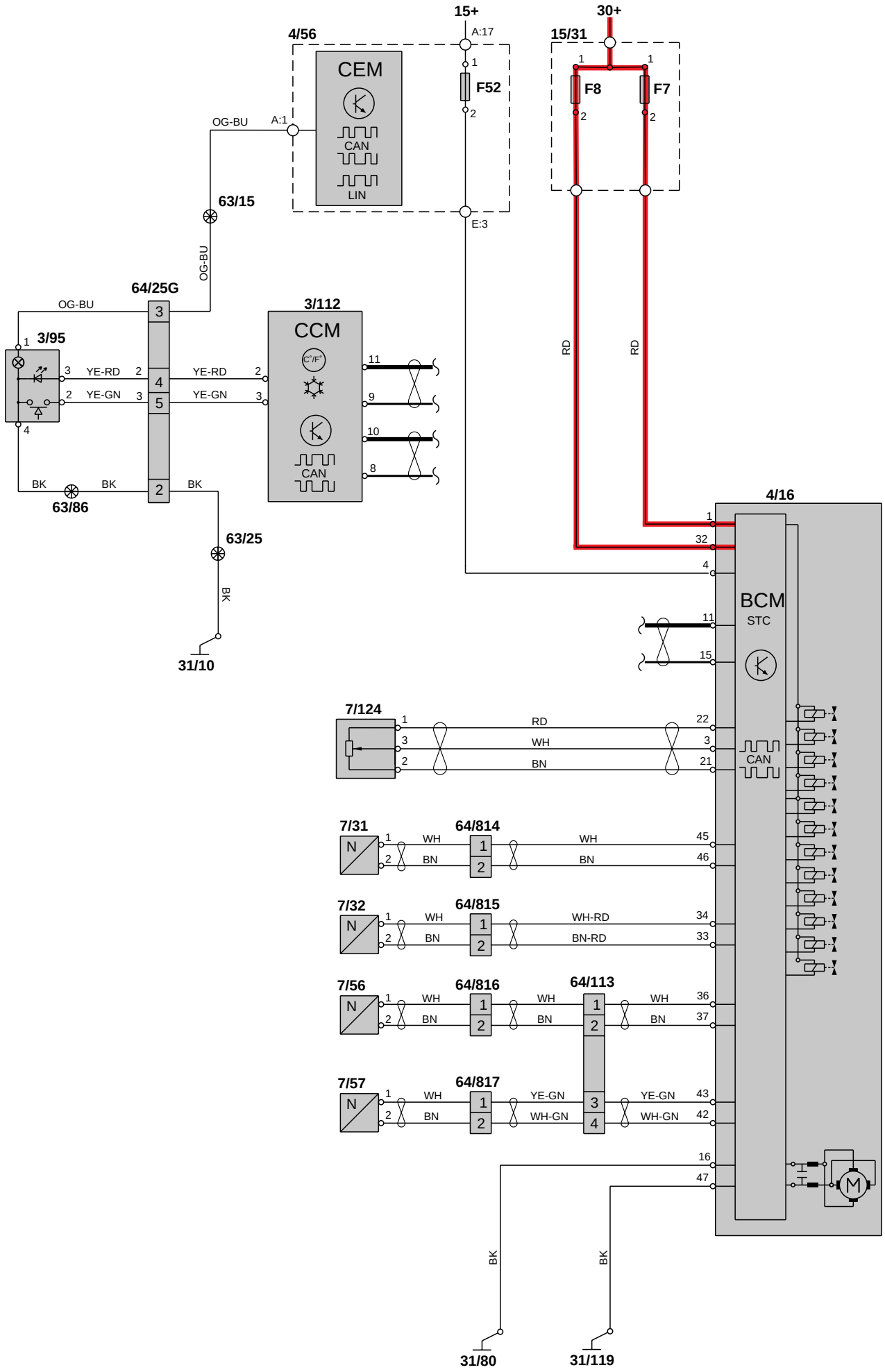
15+
30+
4/56
15/31
CEM
CAN
LIN
A:17
A:1
E:3
F52
F8
F7
OG-BU
63/15
64/25G
3/112
CCM
3/95
YE-RD
YE-GN
BK
63/86
63/25
31/10
RD
4/16
BCM
STC
7/124
WH
BN
7/31
64/814
7/32
64/815
WH-RD
BN-RD
7/56
64/816
64/113
7/57
64/817
YE-GN
WH-GN
31/80
31/119

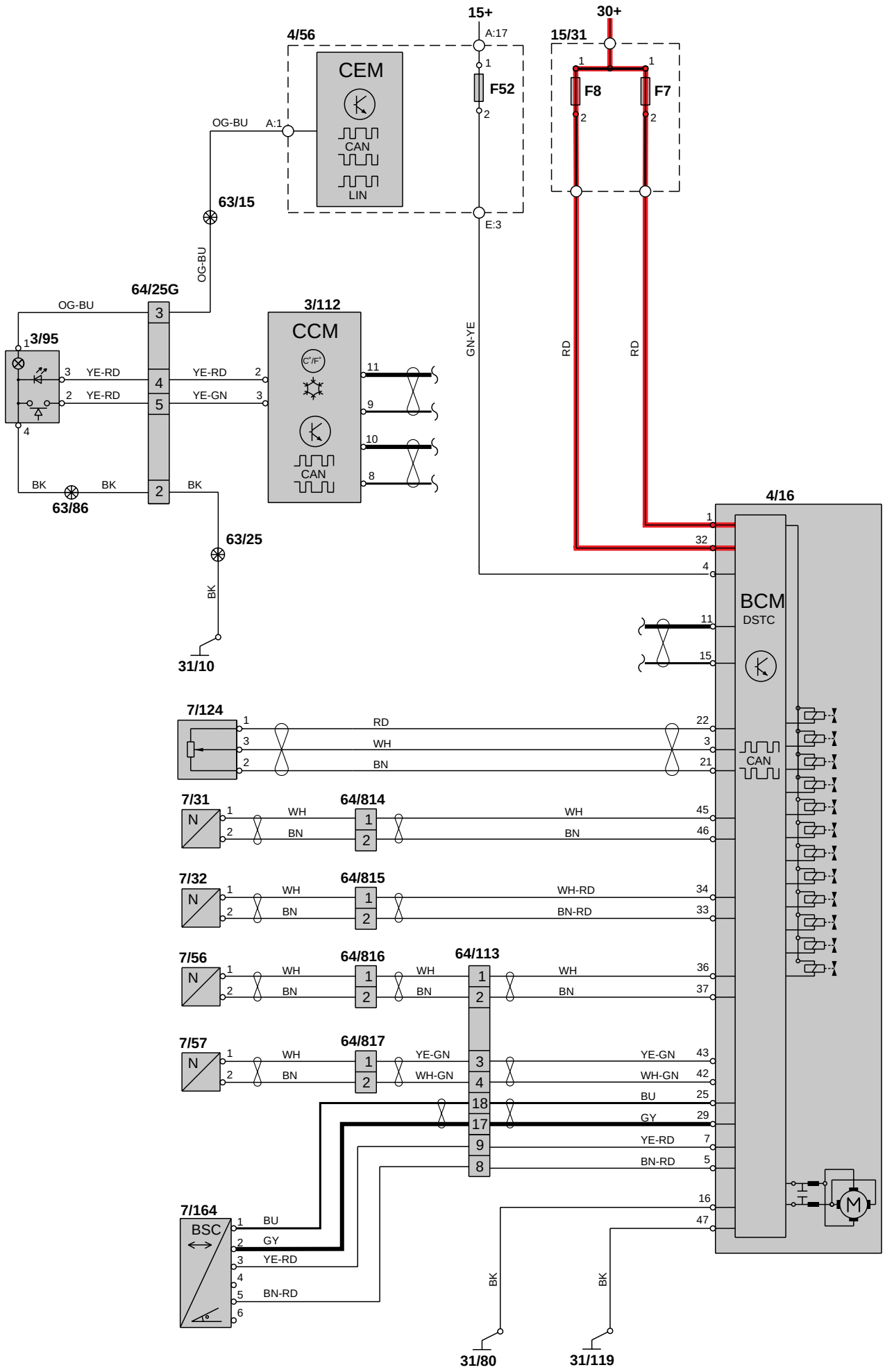
15+
30+
4/56
15/31
A:17
CEM
F52
F8
F7
CAN
LIN
OG-BU
A:1
E:3
63/15
OG-BU
64/25G
OG-BU
3/112
CCM
3/95
YE-RD
YE-RD
YE-GN
GN-YE
RD
RD
BK
BK
BK
63/86
63/25
BK
31/10
4/16
BCM
DSTC
CAN
7/124
RD
WH
BN
7/31
WH
BN
64/814
WH
BN
7/32
WH
BN
64/815
WH-RD
BN-RD
7/56
WH
BN
64/816
WH
BN
64/113
WH
BN
7/57
WH
BN
64/817
YE-GN
WH-GN
YE-GN
WH-GN
BU
GY
YE-RD
BN-RD
7/164
BSC
BU
GY
YE-RD
BN-RD
BK
BK
31/80
31/119

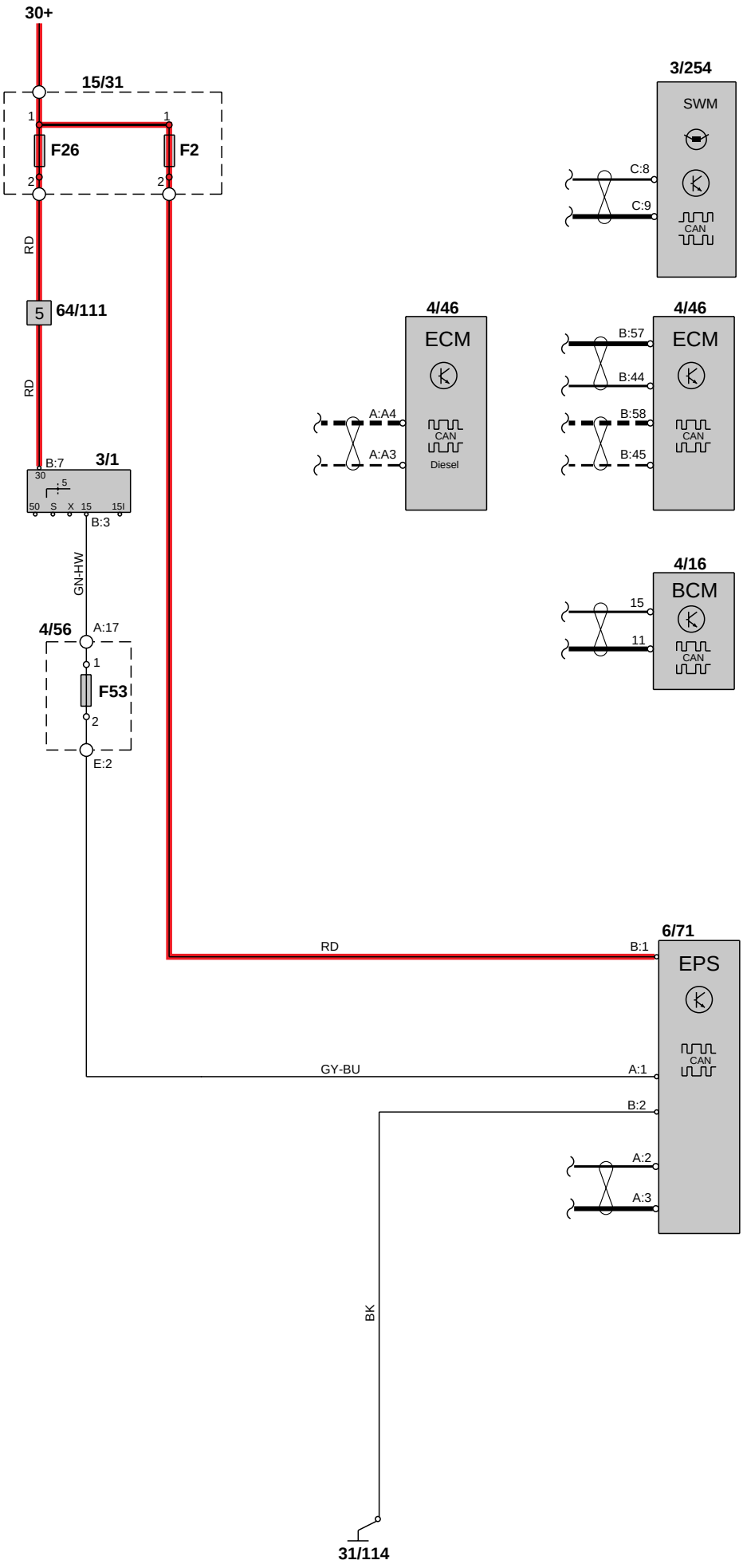
30+
15/31
1
1
F26
F2
2
2
RD
5
64/111
RD
B:7
3/1
30
5
50
S
X
15
15I
B:3
GN-HW
4/56
A:17
1
F53
2
E:2
3/254
SWM
C:8
C:9
CAN
4/46
ECM
A:A4
A:A3
CAN
Diesel
4/46
ECM
B:57
B:44
B:58
B:45
CAN
4/16
BCM
15
11
CAN
RD
B:1
6/71
EPS
CAN
GY-BU
A:1
B:2
A:2
A:3
BK
31/114

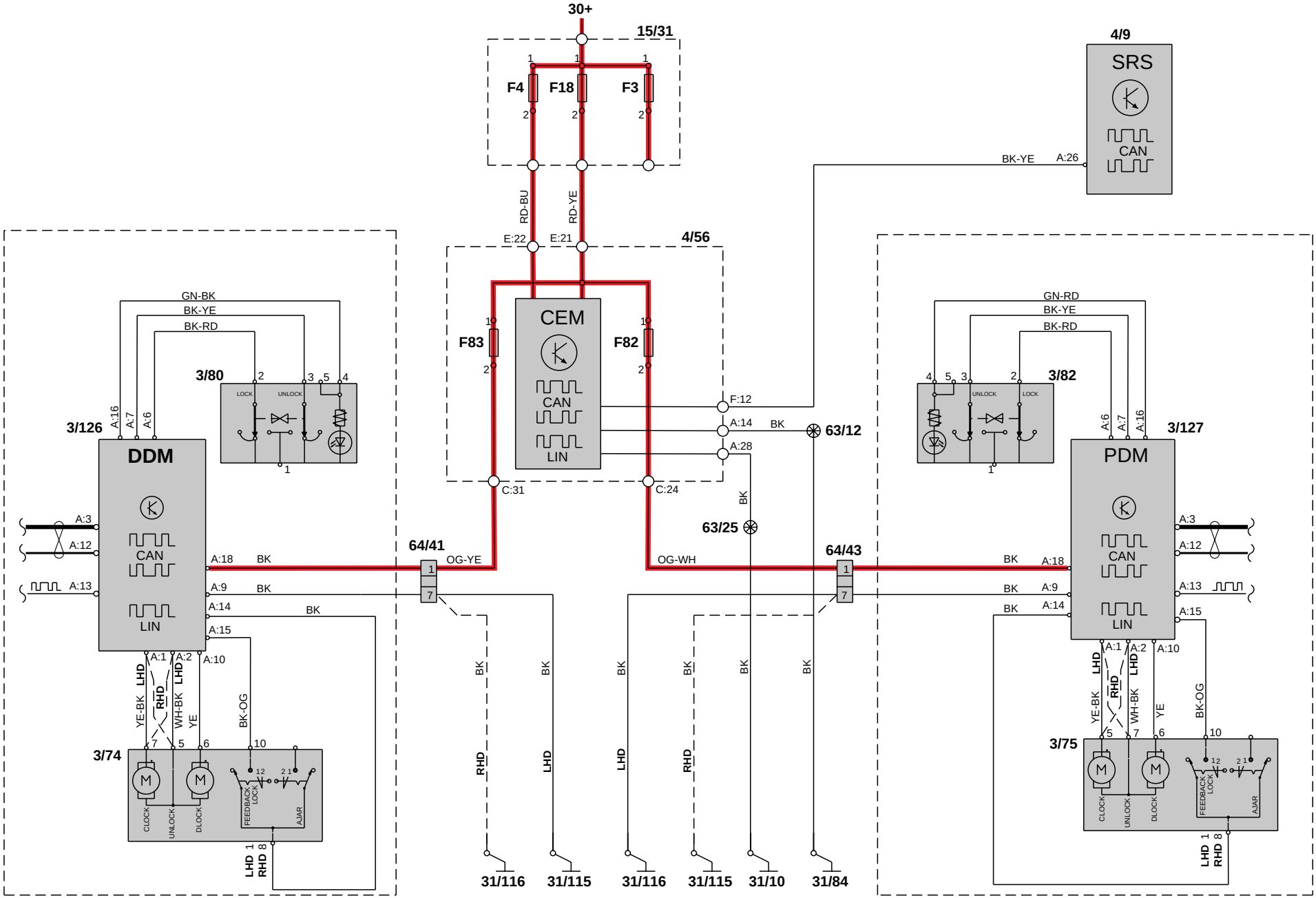
30+
15/31
F4
F18
F3
RD-BU
RD-YE
E:22
E:21
4/56
CEM
CAN
LIN
F83
F82
C:31
C:24
F:12
A:14
A:28
BK
63/12
63/25
4/9
SRS
CAN
BK-YE
A:26
3/126
DDM
3/80
GN-BK
BK-YE
BK-RD
LOCK
UNLOCK
A:16
A:7
A:6
A:3
A:12
A:13
A:18
A:9
A:14
A:15
A:1
A:2
A:10
LHD
RHD
YE-BK
WH-BK
YE
BK-OG
3/74
CLOCK
UNLOCK
DLOCK
FEEDBACK LOCK
AJAR
LHD 1
RHD 8
64/41
OG-YE
OG-WH
64/43
3/82
GN-RD
3/127
PDM
3/75
31/116
31/115
31/116
31/115
31/10
31/84

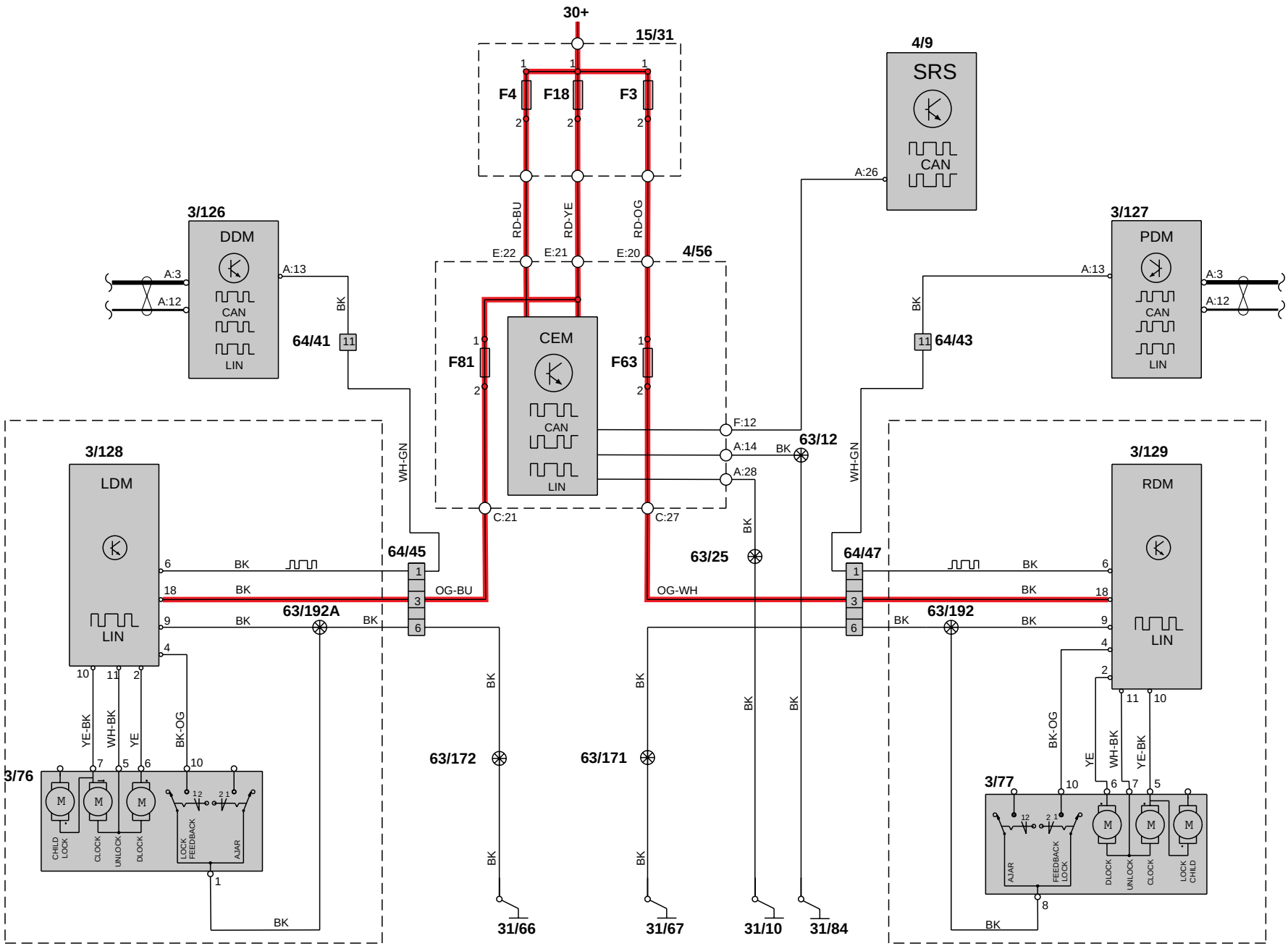
30+
15/31
F4
F18
F3
RD-BU
RD-YE
RD-OG
E:22
E:21
E:20
4/56
F81
F63
CEM
CAN
LIN
F:12
A:14
A:28
C:21
C:27
4/9
SRS
CAN
A:26
3/126
DDM
A:3
A:12
A:13
CAN
LIN
BK
64/41
11
3/127
PDM
A:13
A:3
A:12
CAN
LIN
BK
11
64/43
63/12
BK
WH-GN
WH-GN
3/128
LDM
LIN
6
18
9
4
BK
BK
BK
64/45
1
3
6
OG-BU
63/192A
BK
BK
63/25
BK
64/47
1
3
6
OG-WH
BK
BK
BK
63/192
BK
3/129
RDM
LIN
6
18
9
4
2
11
10
YE-BK
WH-BK
YE
BK-OG
10
11
2
7
5
6
3/76
M
M
M
CHILD LOCK
CLOCK
UNLOCK
DLOCK
12
21
LOCK FEEDBACK
AJAR
1
BK
63/172
BK
BK
31/66
63/171
BK
BK
31/67
BK
31/10
BK
31/84
BK-OG
YE
WH-BK
YE-BK
3/77
10
6
7
5
12
21
AJAR
FEEDBACK LOCK
M
M
M
DLOCK
UNLOCK
CLOCK
LOCK CHILD
8
BK

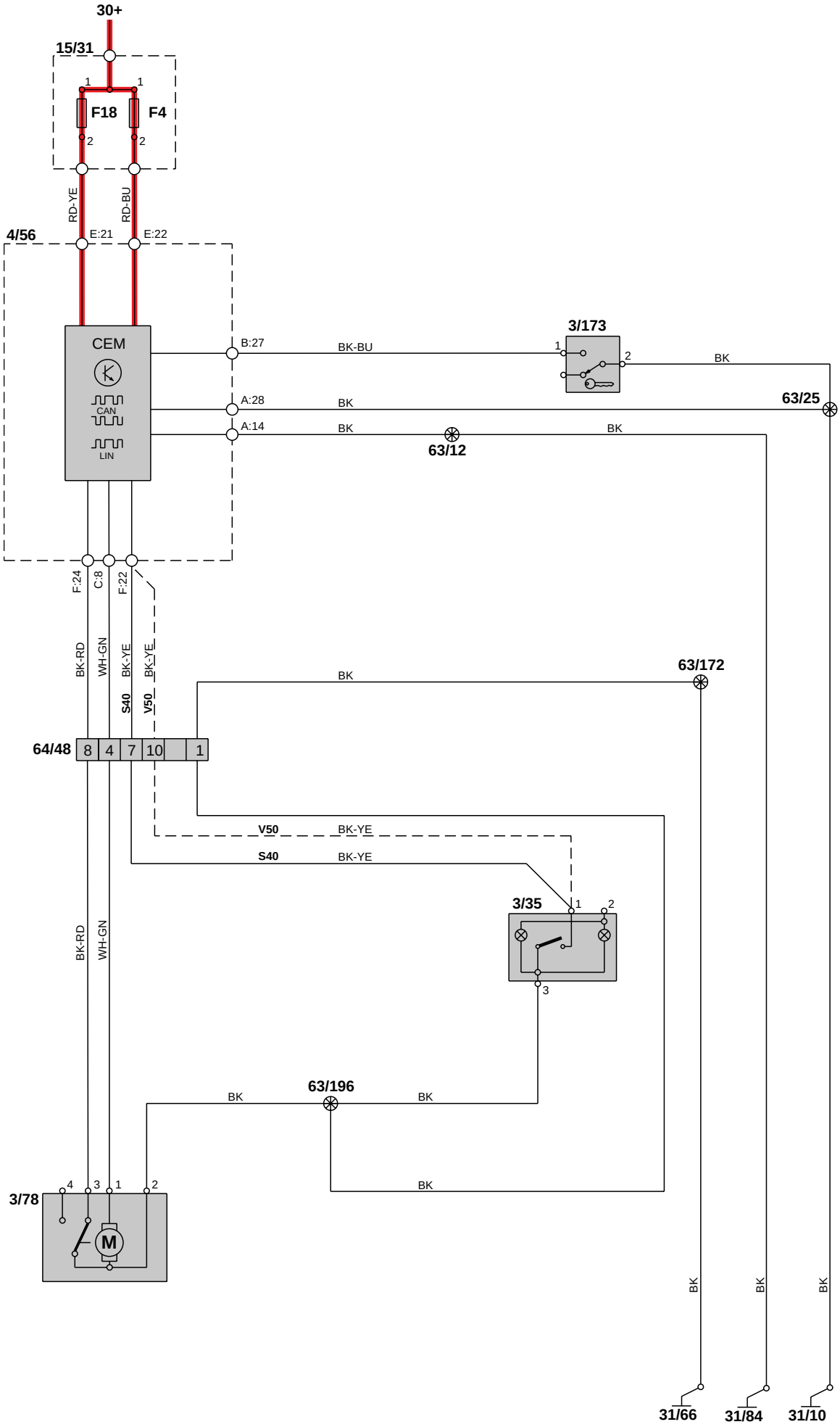
30+
15/31
F18
F4
RD-YE
RD-BU
4/56
E:21
E:22
CEM
CAN
LIN
B:27
A:28
A:14
BK-BU
BK
3/173
63/25
63/12
F:24
C:8
F:22
BK-RD
WH-GN
BK-YE
S40
V50
63/172
64/48
8
4
7
10
1
3/35
63/196
3/78
M
31/66
31/84
31/10

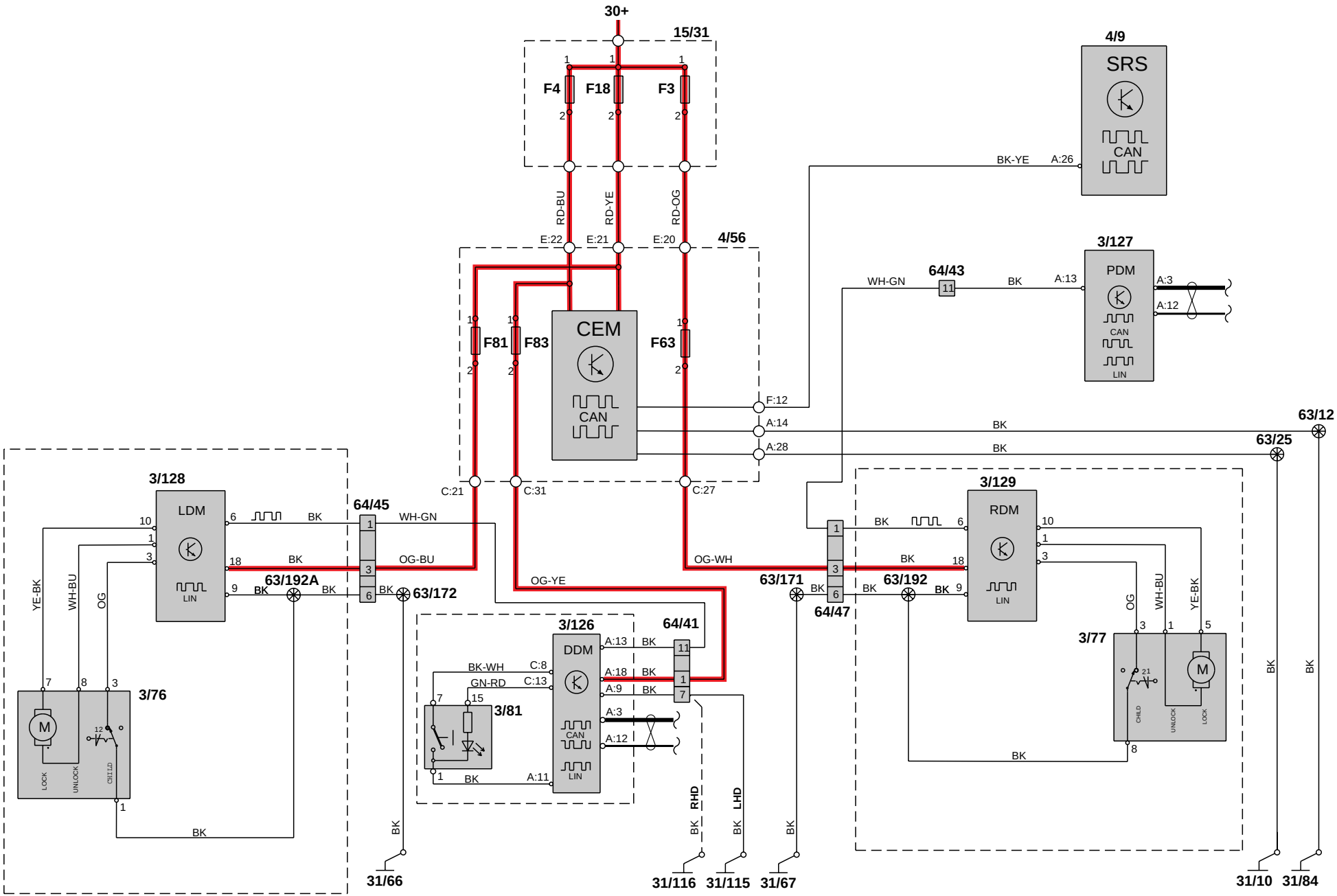
30+
15/31
F4
F18
F3
RD-BU
RD-YE
RD-OG
E:22
E:21
E:20
4/56
F81
F83
F63
CEM
CAN
F:12
A:14
A:28
C:21
C:31
C:27
4/9
SRS
CAN
BK-YE
A:26
3/127
PDM
CAN
LIN
A:3
A:12
WH-GN
64/43
BK
A:13
63/12
63/25
3/128
LDM
LIN
64/45
WH-GN
OG-BU
OG-YE
OG-WH
63/192A
63/172
63/171
64/47
63/192
3/129
RDM
LIN
YE-BK
WH-BU
OG
3/76
LOCK
UNLOCK
CHILD
3/126
DDM
CAN
LIN
64/41
BK-WH
GN-RD
3/81
A:18
A:9
A:11
3/77
RHD
LHD
31/66
31/116
31/115
31/67
31/10
31/84

Group 83 Doors and openings
Central locking, fuel filler flap

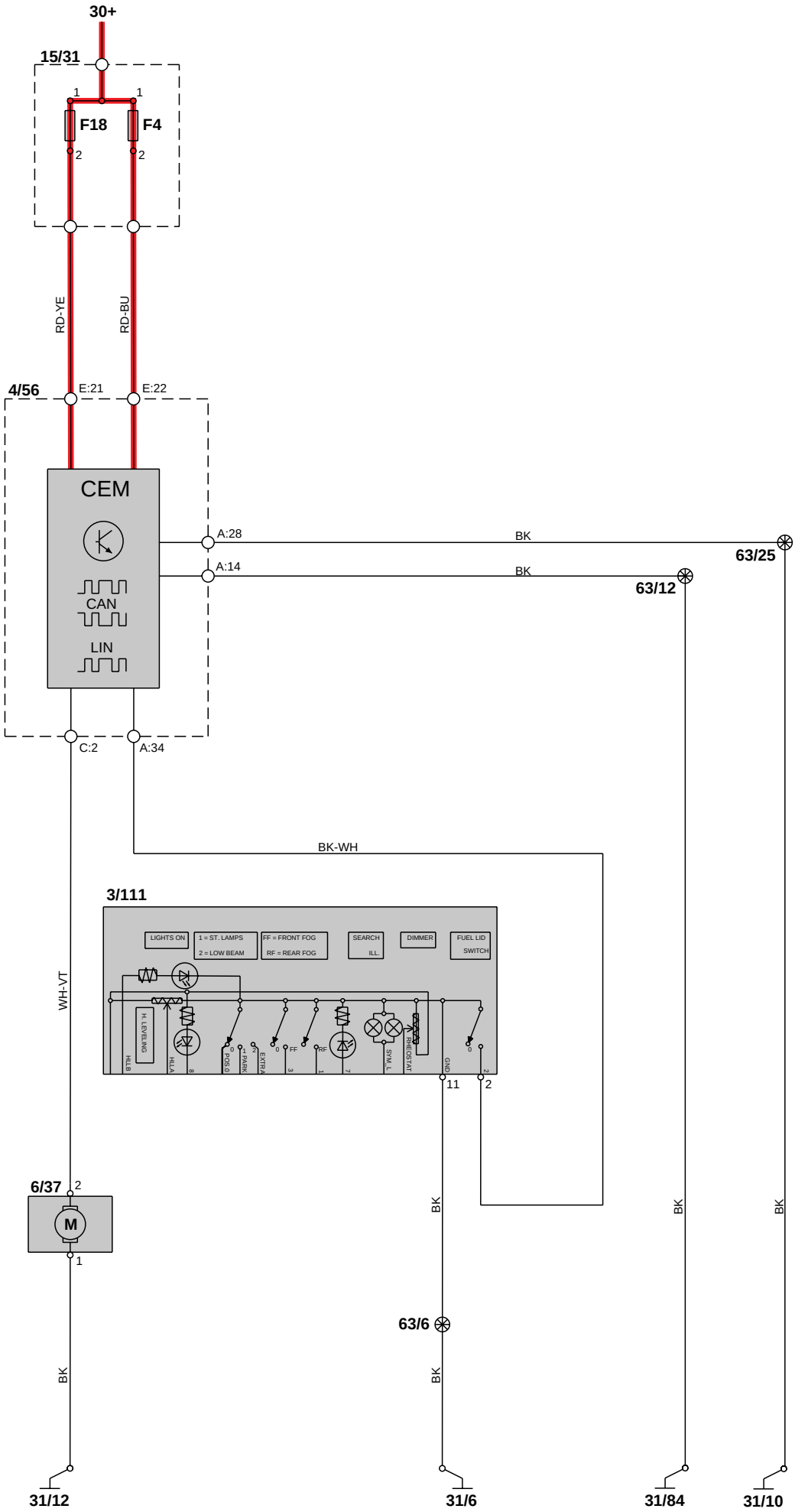

Signal receiver, remote-control, central locking

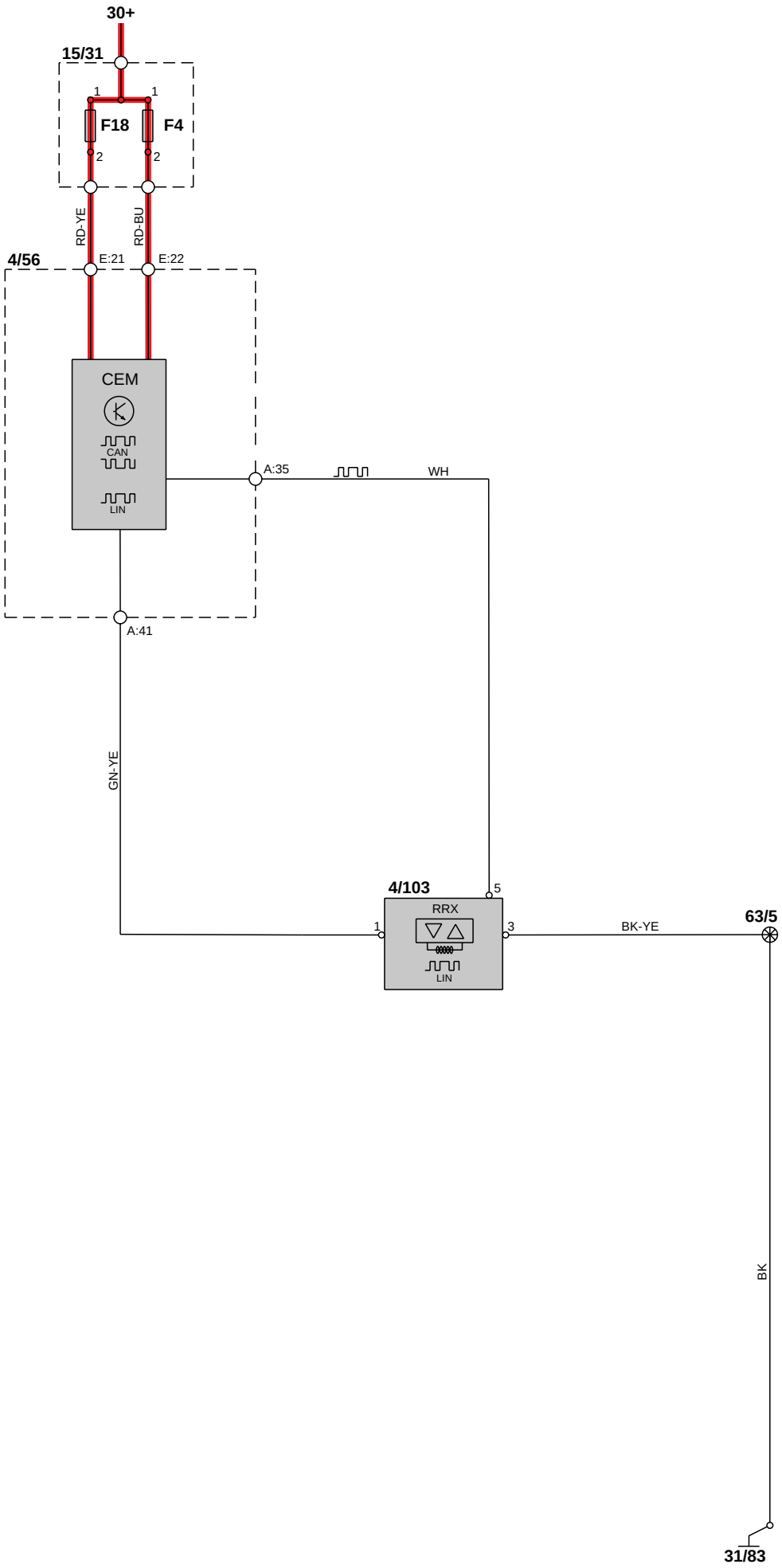

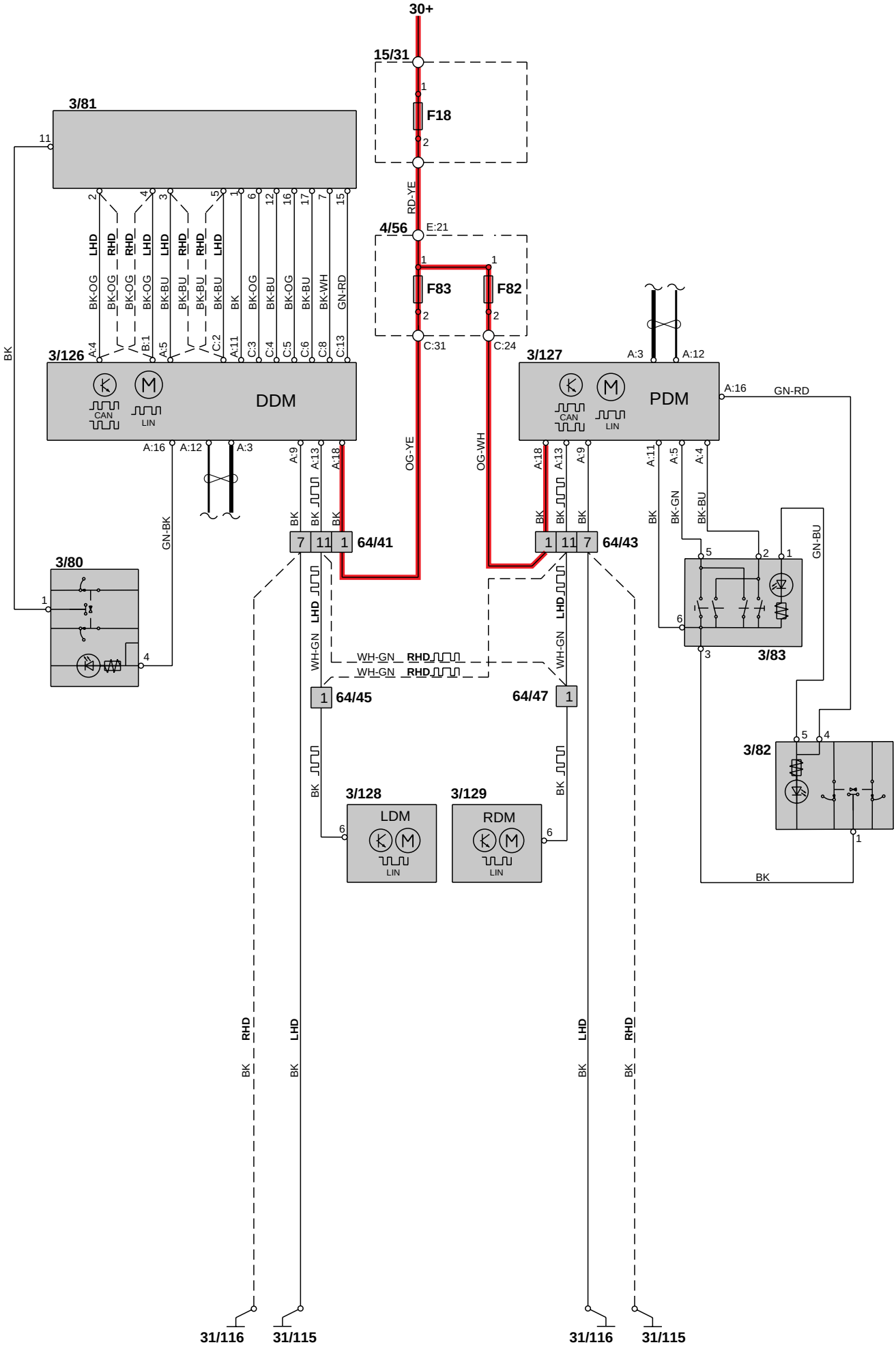
30+
15/31
F18
RD-YE
4/56
E:21
F83
F82
C:31
C:24
3/81
3/126
DDM
CAN
LIN
3/127
PDM
A:3
A:12
A:16
GN-RD
OG-YE
OG-WH
64/41
64/43
3/80
GN-BK
3/83
GN-BU
WH-GN
LHD
RHD
64/45
64/47
3/128
LDM
3/129
RDM
3/82
BK
31/116
31/115

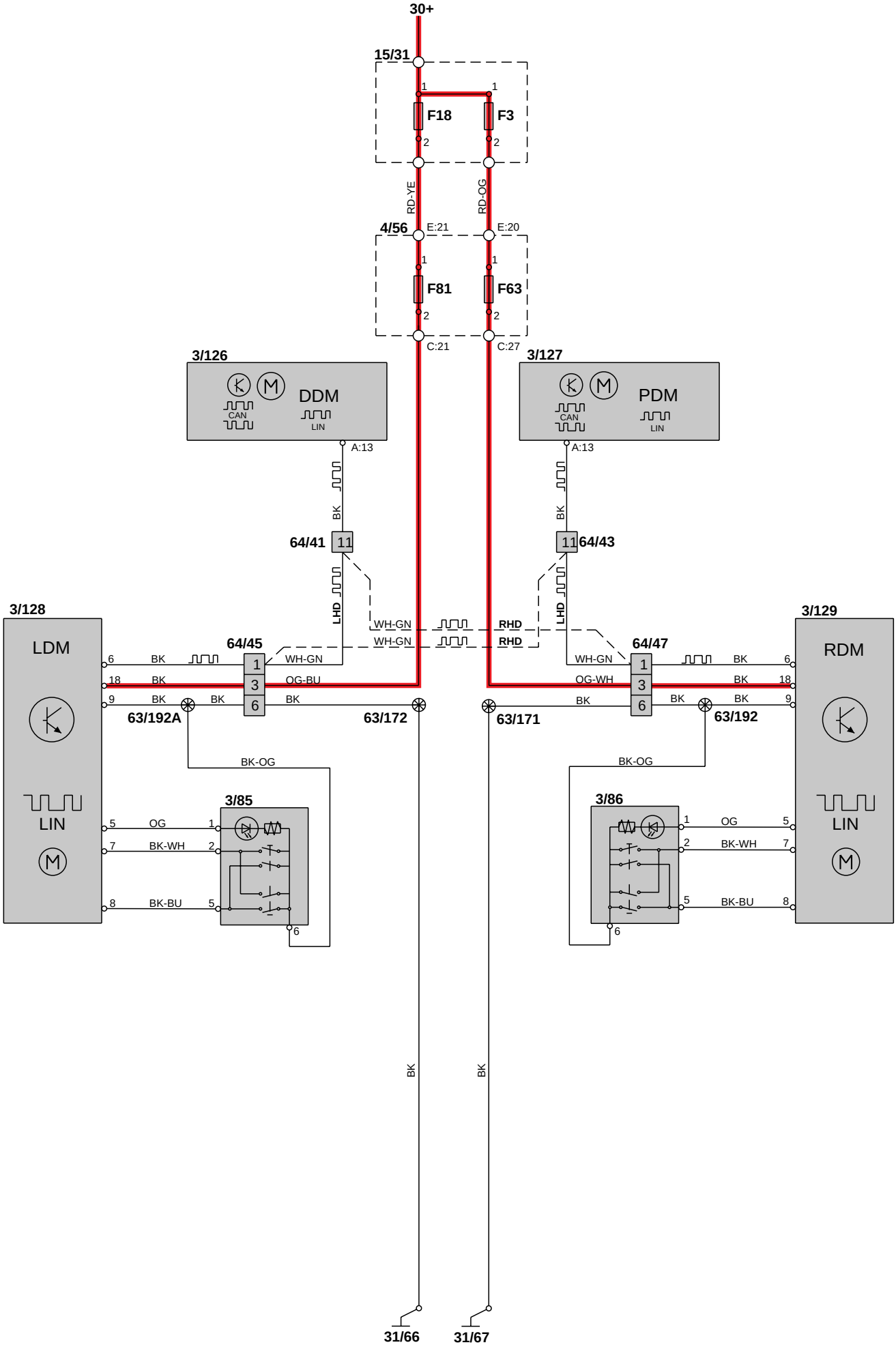
30+
15/31
F18
F3
RD-YE
RD-OG
4/56
E:21
E:20
F81
F63
C:21
C:27
3/126
DDM
CAN
LIN
3/127
PDM
A:13
BK
64/41
64/43
LHD
RHD
WH-GN
3/128
LDM
3/129
RDM
64/45
64/47
OG-BU
OG-WH
63/192A
63/172
63/171
63/192
BK-OG
3/85
3/86
OG
BK-WH
BK-BU
31/66
31/67

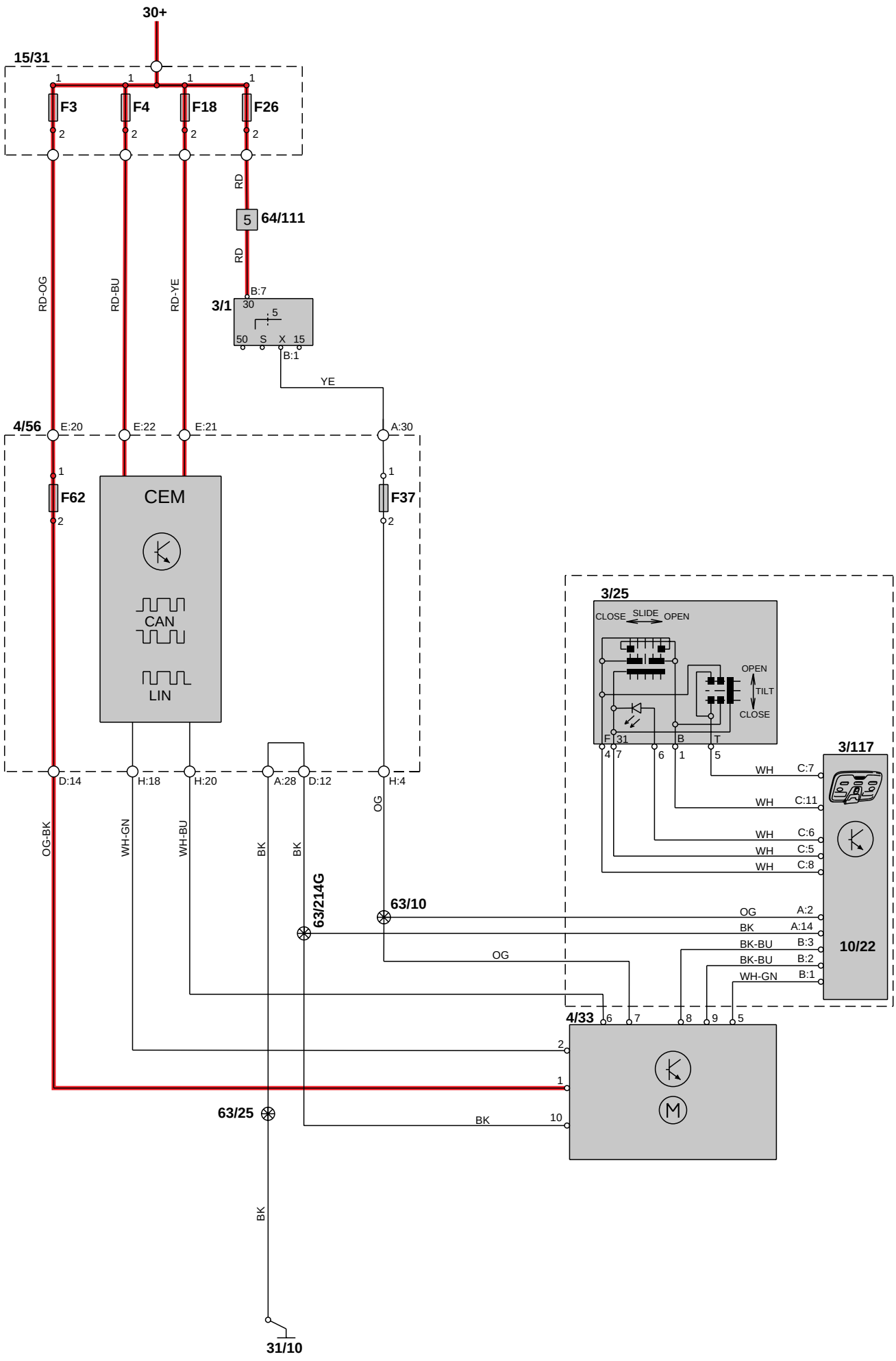
30+
15/31
F3
F4
F18
F26
RD
64/111
RD
RD-OG
RD-BU
RD-YE
3/1
B:7
50 S X 15
B:1
YE
4/56
E:20
E:22
E:21
A:30
F62
CEM
CAN
LIN
F37
3/25
CLOSE SLIDE OPEN
OPEN
TILT
CLOSE
F 31 B T
3/117
WH C:7
WH C:11
WH C:6
WH C:5
WH C:8
D:14
H:18
H:20
A:28
D:12
H:4
OG
OG-BK
WH-GN
WH-BU
BK
BK
63/214G
63/10
OG A:2
BK A:14
BK-BU B:3
BK-BU B:2
WH-GN B:1
10/22
OG
4/33
63/25
BK
BK
31/10

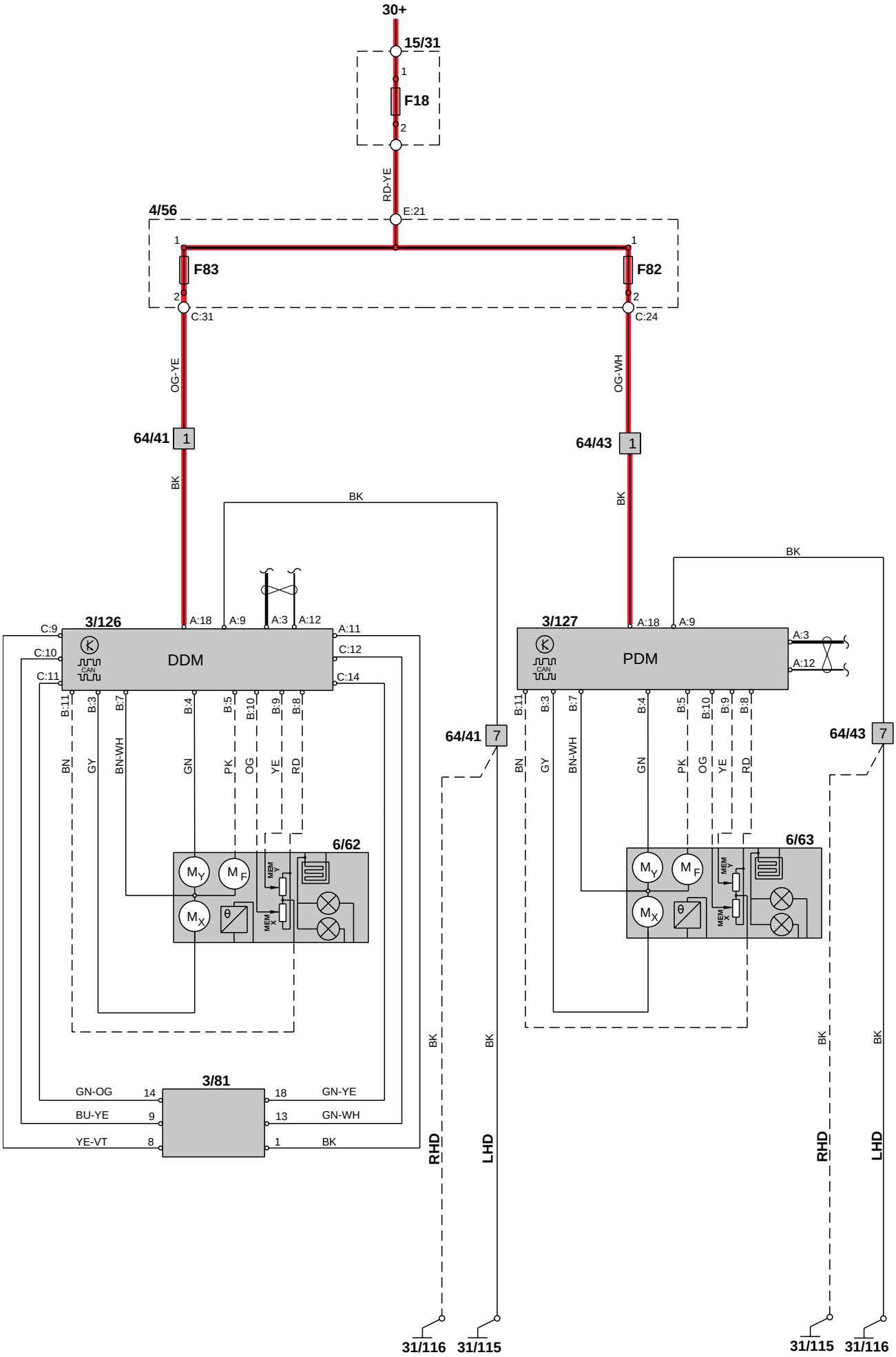
30+
15/31
F18
RD-YE
E:21
4/56
F83
F82
C:31
C:24
OG-YE
OG-WH
64/41
64/43
BK
3/126
DDM
3/127
PDM
A:18
A:9
A:3
A:12
A:11
C:9
C:10
C:11
C:12
C:14
B:11
B:3
B:7
B:4
B:5
B:10
B:9
B:8
BN
GY
BN-WH
GN
PK
OG
YE
RD
6/62
6/63
3/81
GN-OG
BU-YE
YE-VT
GN-YE
GN-WH
RHD
LHD
31/116
31/115

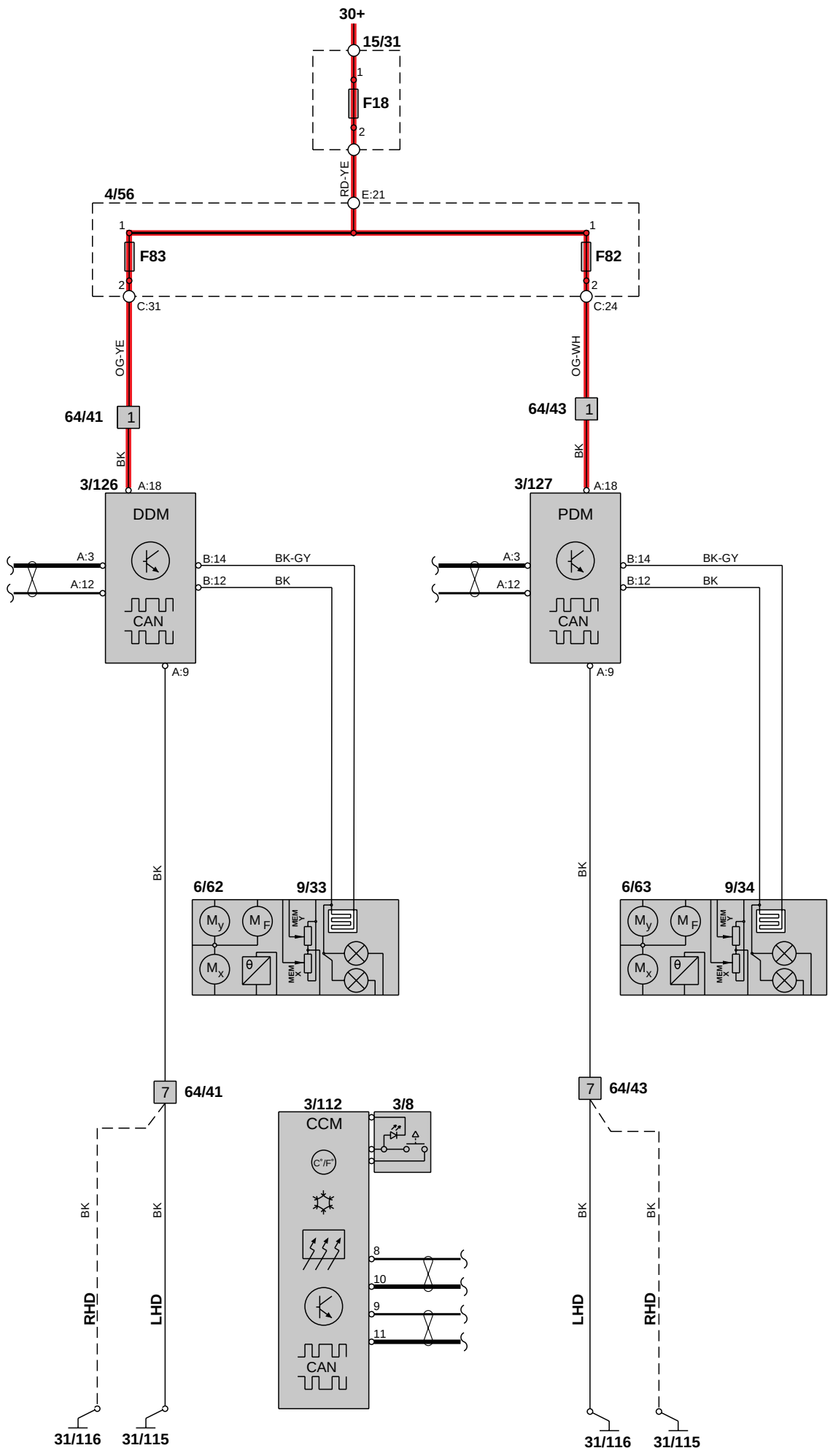
30+
15/31
F18
RD-YE
E:21
4/56
F83
F82
C:31
C:24
OG-YE
OG-WH
64/41
64/43
BK
3/126
3/127
A:18
DDM
PDM
A:3
A:12
B:14
B:12
BK-GY
BK
CAN
A:9
6/62
9/33
6/63
9/34
MEM Y
MEM X
64/41
64/43
3/112
3/8
CCM
C°/F°
8
10
9
11
RHD
LHD
31/116
31/115

Group 84 Exterior decorative elements etc.
Heated rear window

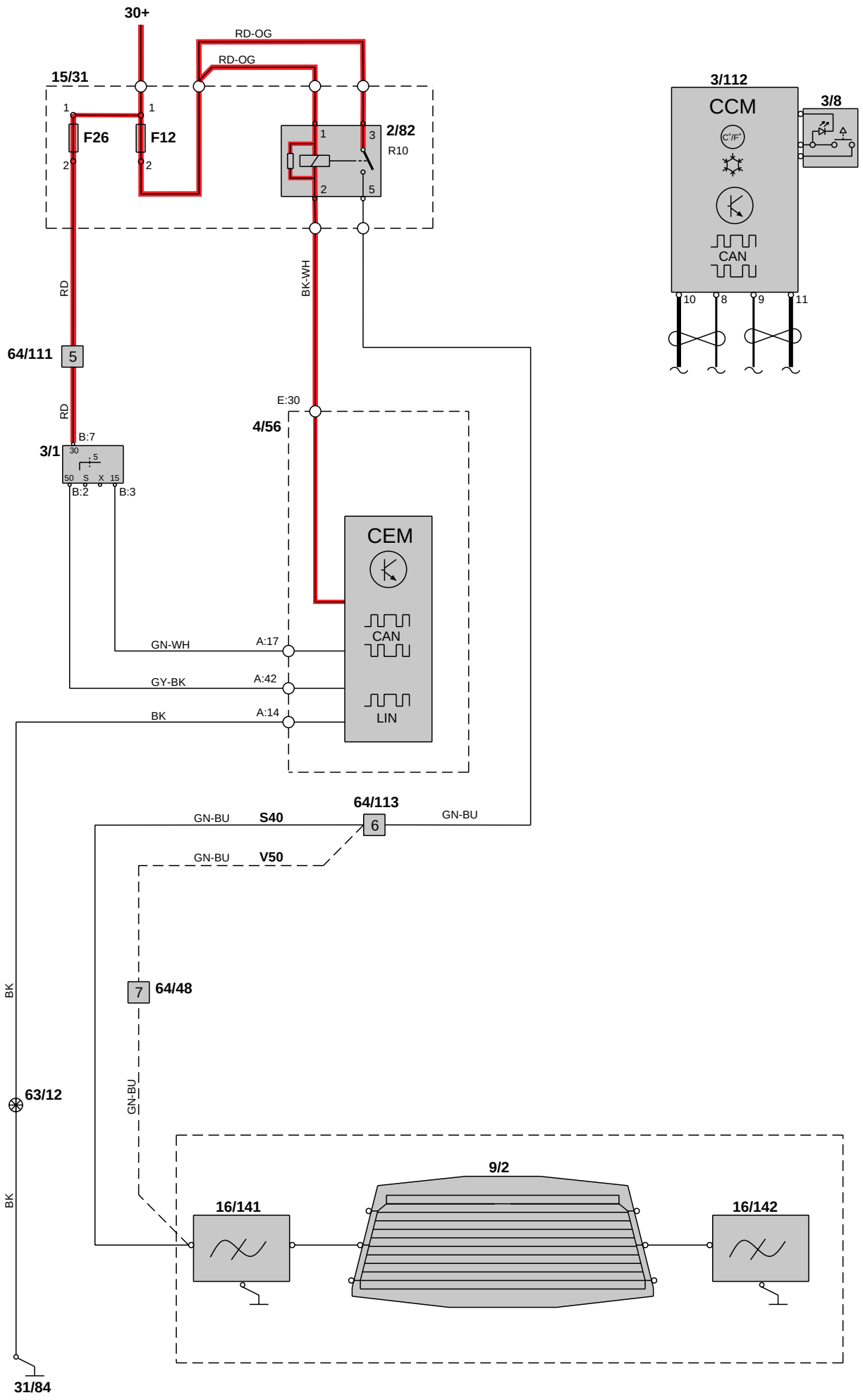

Power driver's seat with memory function, left

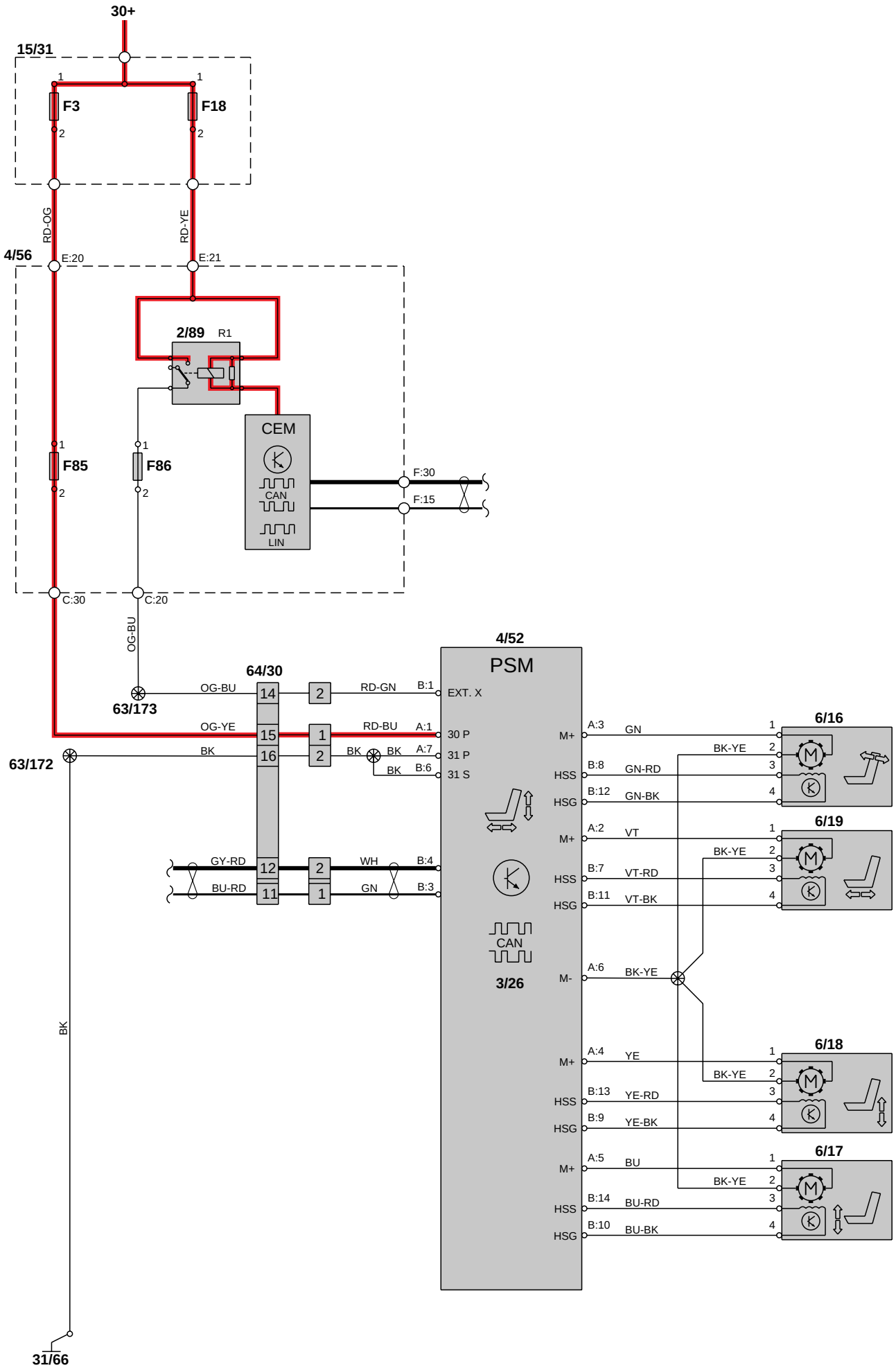

Power driver's seat with memory function, right

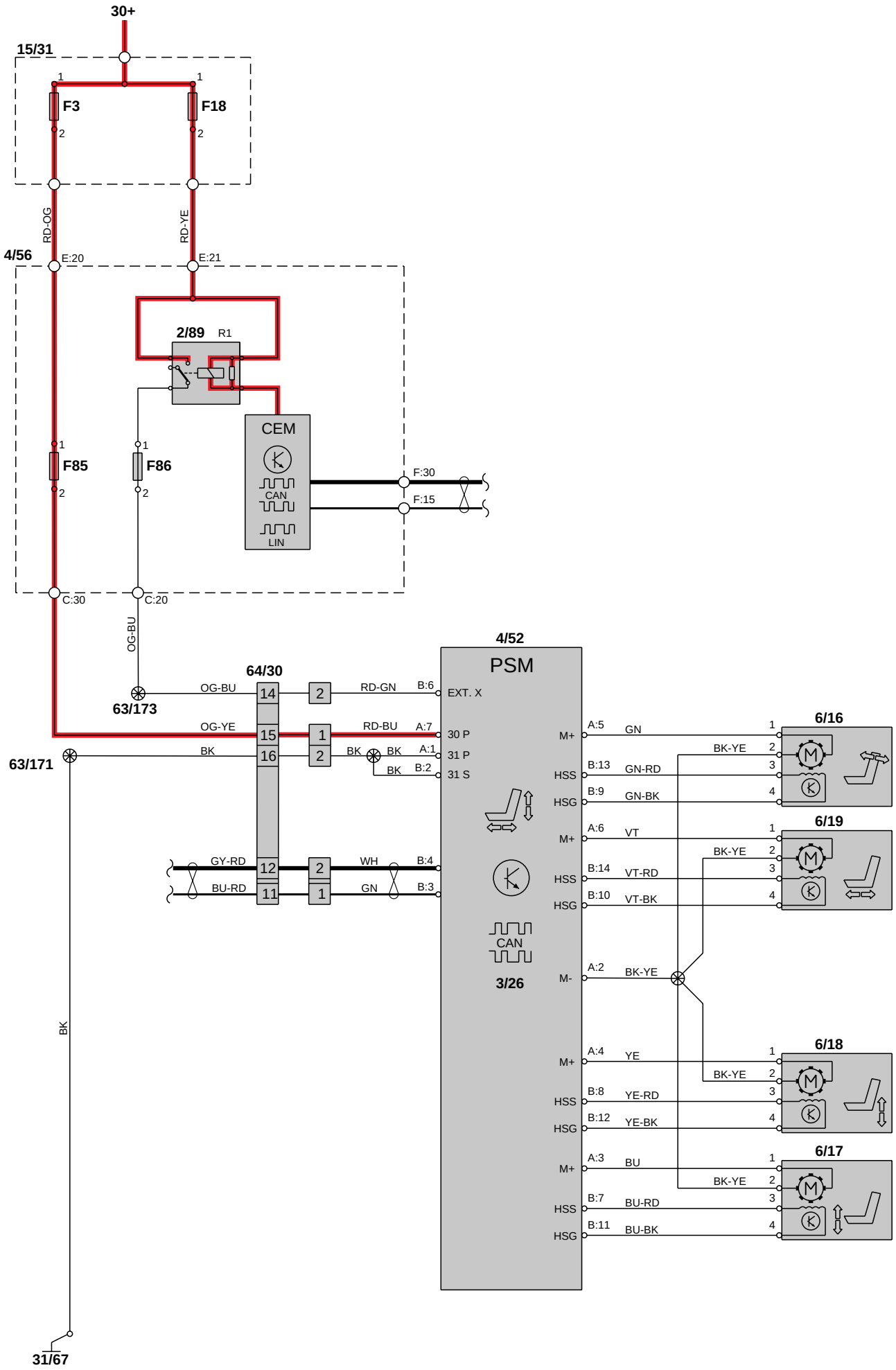

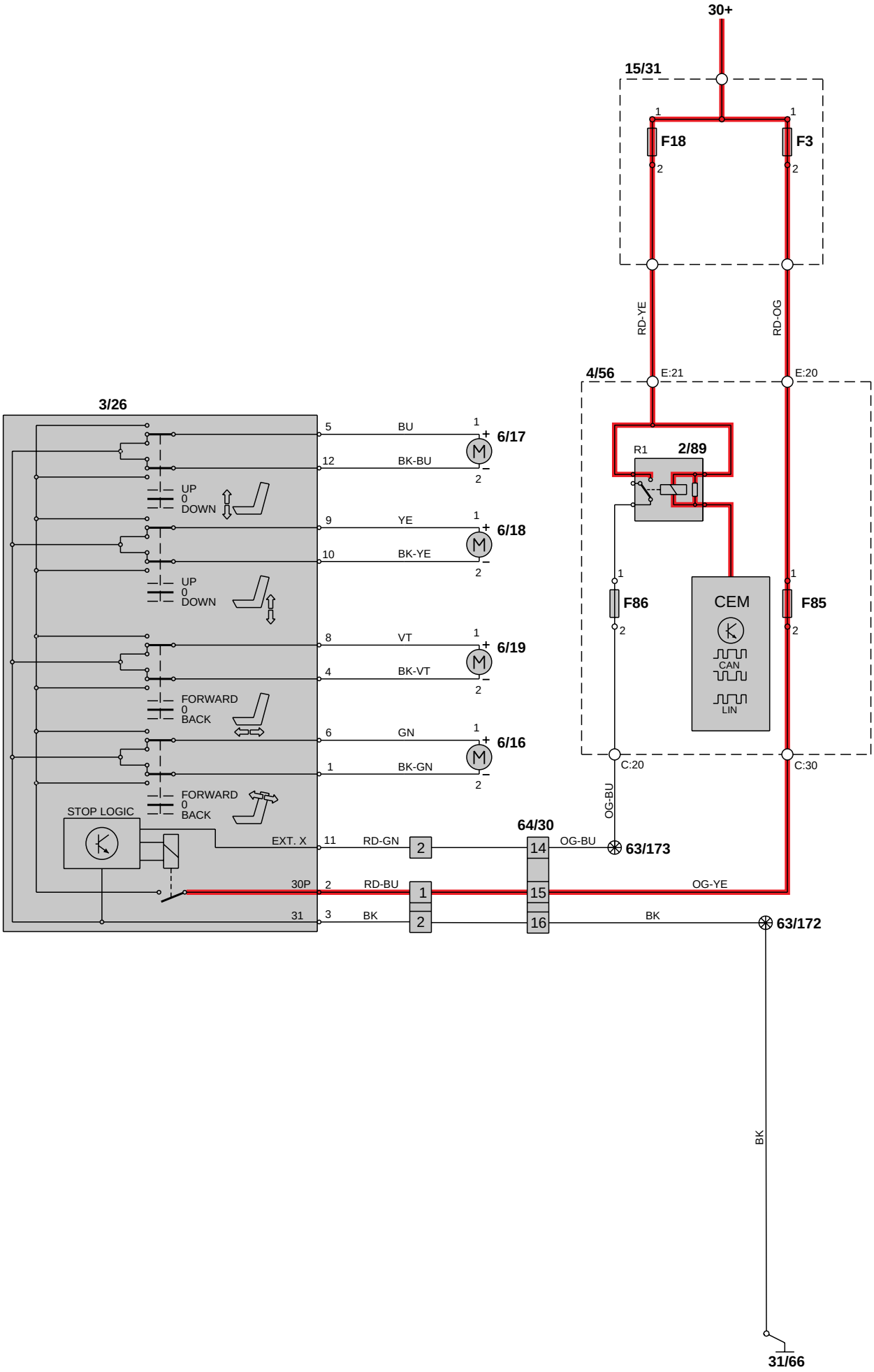
30+
15/31
F18
F3
RD-YE
RD-OG
4/56
E:21
E:20
3/26
R1
2/89
F86
F85
CEM
CAN
LIN
C:20
C:30
OG-BU
UP
0
DOWN
FORWARD
BACK
STOP LOGIC
EXT. X
30P
31
5
12
9
10
8
4
6
1
11
2
3
BU
BK-BU
YE
BK-YE
VT
BK-VT
GN
BK-GN
RD-GN
RD-BU
BK
6/17
6/18
6/19
6/16
64/30
14
15
16
OG-BU
63/173
OG-YE
63/172
BK
31/66

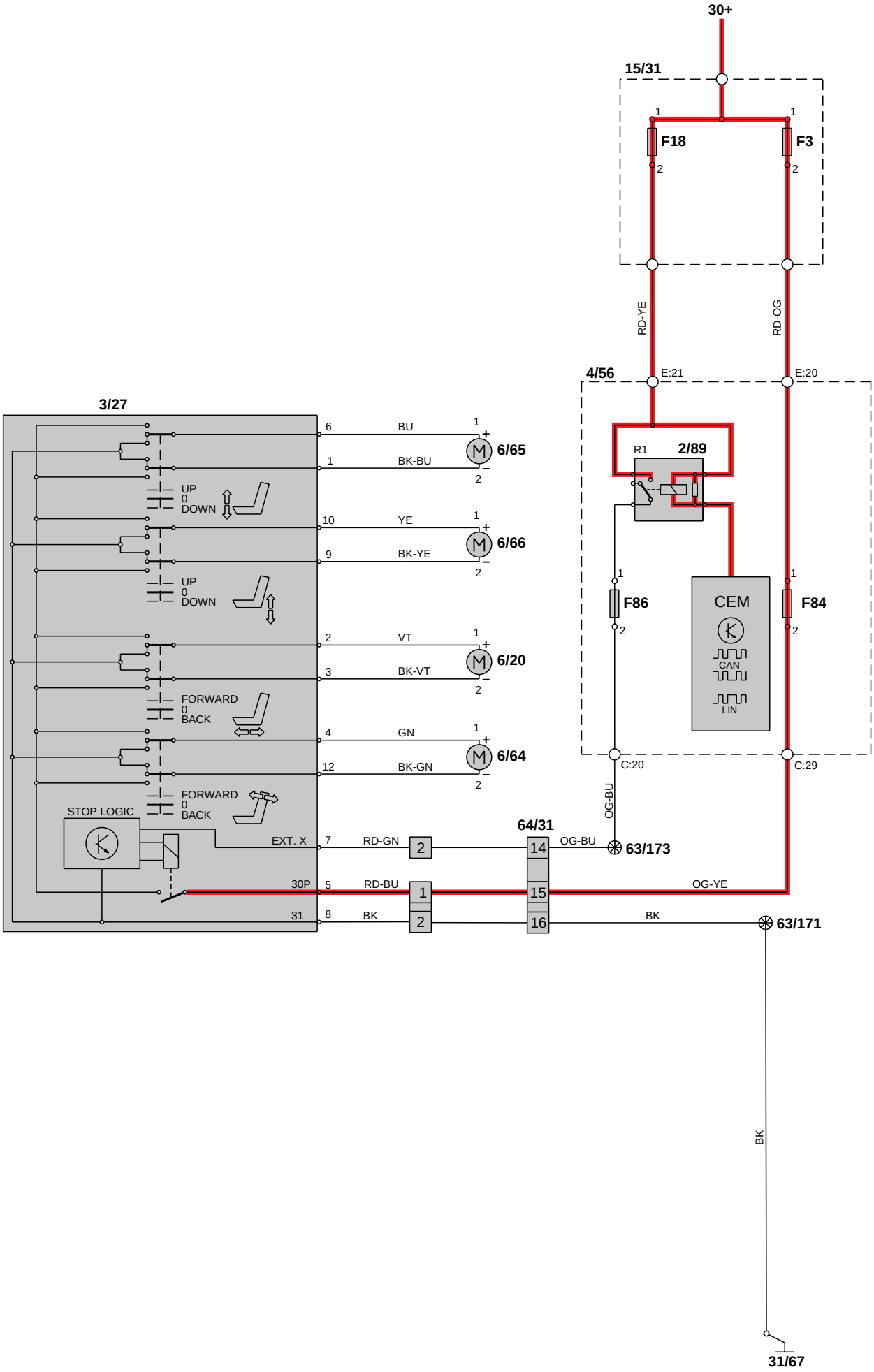
30+
15/31
F18
F3
RD-YE
RD-OG
4/56
E:21
E:20
3/27
R1
2/89
F86
CEM
F84
CAN
LIN
C:20
C:29
OG-BU
6/65
6/66
6/20
6/64
UP
0
DOWN
FORWARD
BACK
STOP LOGIC
EXT. X
30P
31
BU
BK-BU
YE
BK-YE
VT
BK-VT
GN
BK-GN
RD-GN
RD-BU
BK
64/31
OG-BU
63/173
OG-YE
63/171
31/67

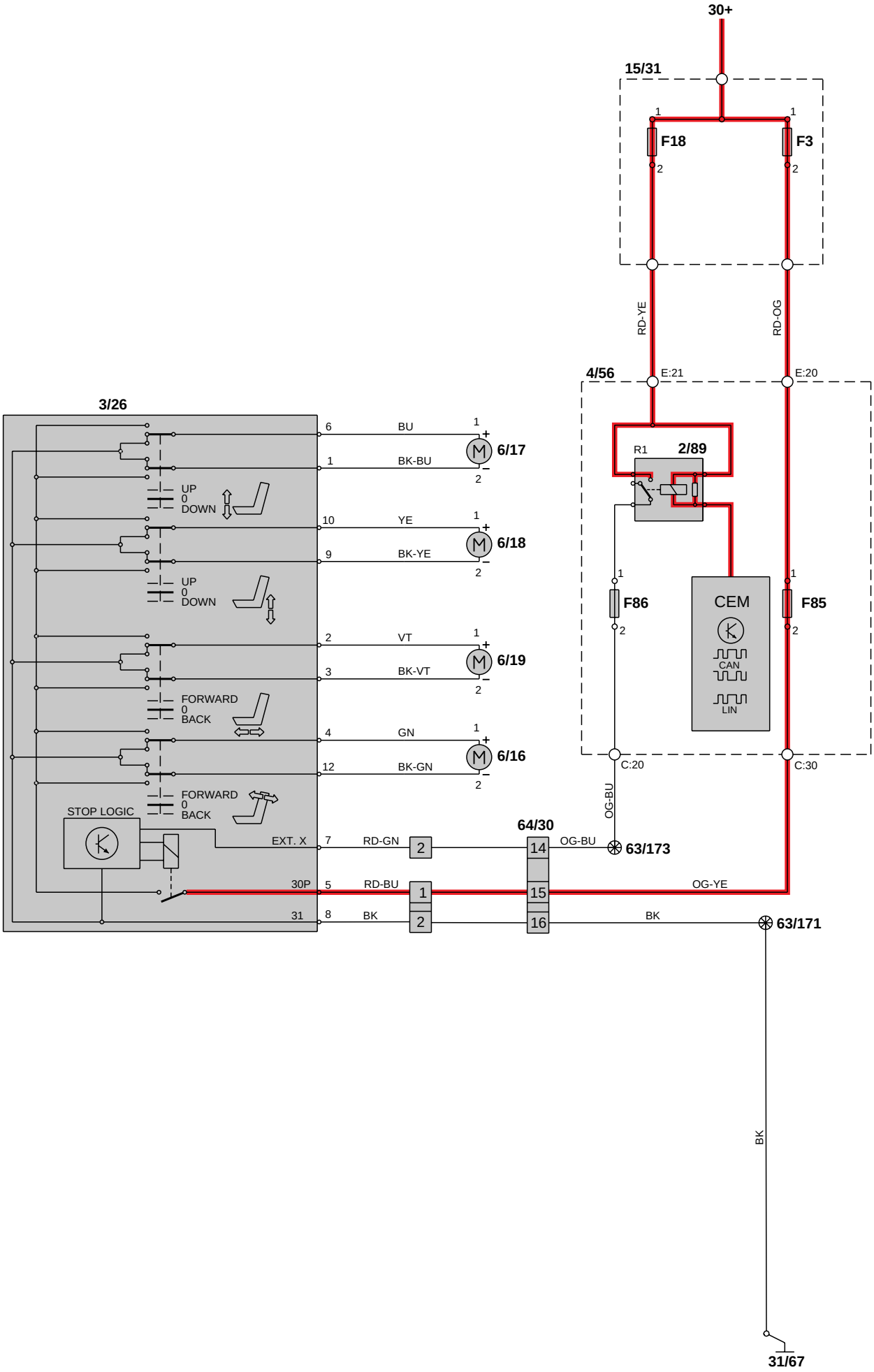
30+
15/31
F18
F3
RD-YE
RD-OG
4/56
E:21
E:20
3/26
R1
2/89
F86
F85
CEM
CAN
LIN
C:20
C:30
OG-BU
6
BU
1
BK-BU
6/17
UP
0
DOWN
10
YE
9
BK-YE
6/18
2
VT
3
BK-VT
6/19
FORWARD
BACK
4
GN
12
BK-GN
6/16
STOP LOGIC
EXT. X
7
RD-GN
64/30
14
OG-BU
63/173
30P
5
RD-BU
15
OG-YE
31
8
BK
16
63/171
BK
31/67

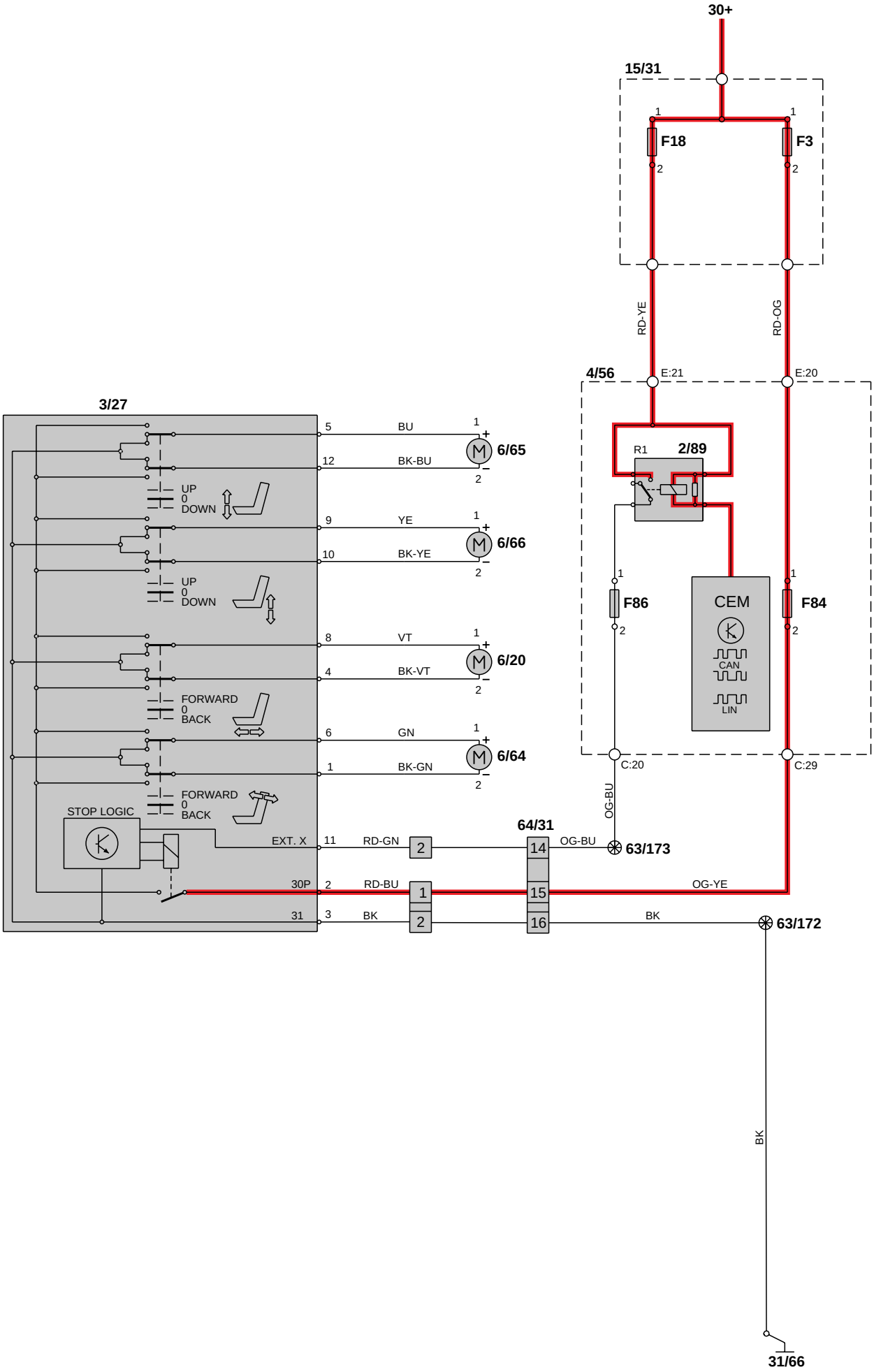
30+
15/31
F18
F3
RD-YE
RD-OG
4/56
E:21
E:20
3/27
R1
2/89
F86
CEM
F84
CAN
LIN
C:20
C:29
OG-BU
UP
0
DOWN
FORWARD
BACK
STOP LOGIC
EXT. X
30P
31
BU
BK-BU
YE
BK-YE
VT
BK-VT
GN
BK-GN
RD-GN
RD-BU
BK
6/65
6/66
6/20
6/64
64/31
OG-BU
63/173
OG-YE
63/172
31/66

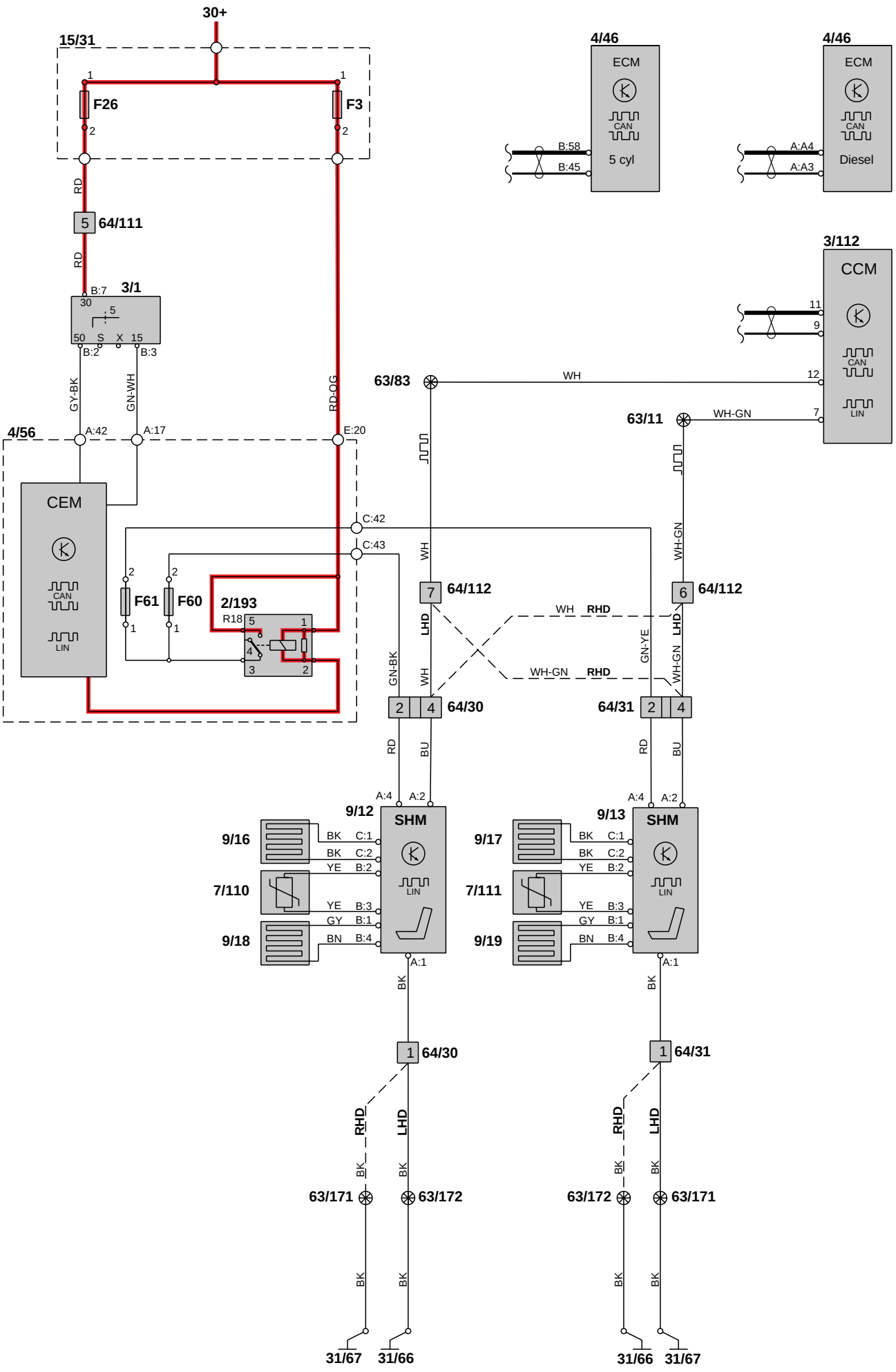
30+
15/31
F26
F3
RD
64/111
3/1
B:7
30
50
S
X
15
B:2
B:3
GY-BK
GN-WH
RD-OG
4/56
A:42
A:17
E:20
CEM
CAN
LIN
F61
F60
2/193
R18
C:42
C:43
4/46
ECM
CAN
5 cyl
B:58
B:45
4/46
ECM
CAN
Diesel
A:A4
A:A3
3/112
CCM
CAN
LIN
11
9
12
7
63/83
WH
63/11
WH-GN
64/112
64/112
WH
RHD
WH-GN
RHD
LHD
GN-BK
GN-YE
64/30
64/31
RD
BU
A:4
A:2
9/12
SHM
9/13
SHM
9/16
7/110
9/18
9/17
7/111
9/19
BK
YE
GY
BN
C:1
C:2
B:2
B:3
B:1
B:4
A:1
64/30
64/31
RHD
LHD
63/171
63/172
63/172
63/171
31/67
31/66
31/66
31/67

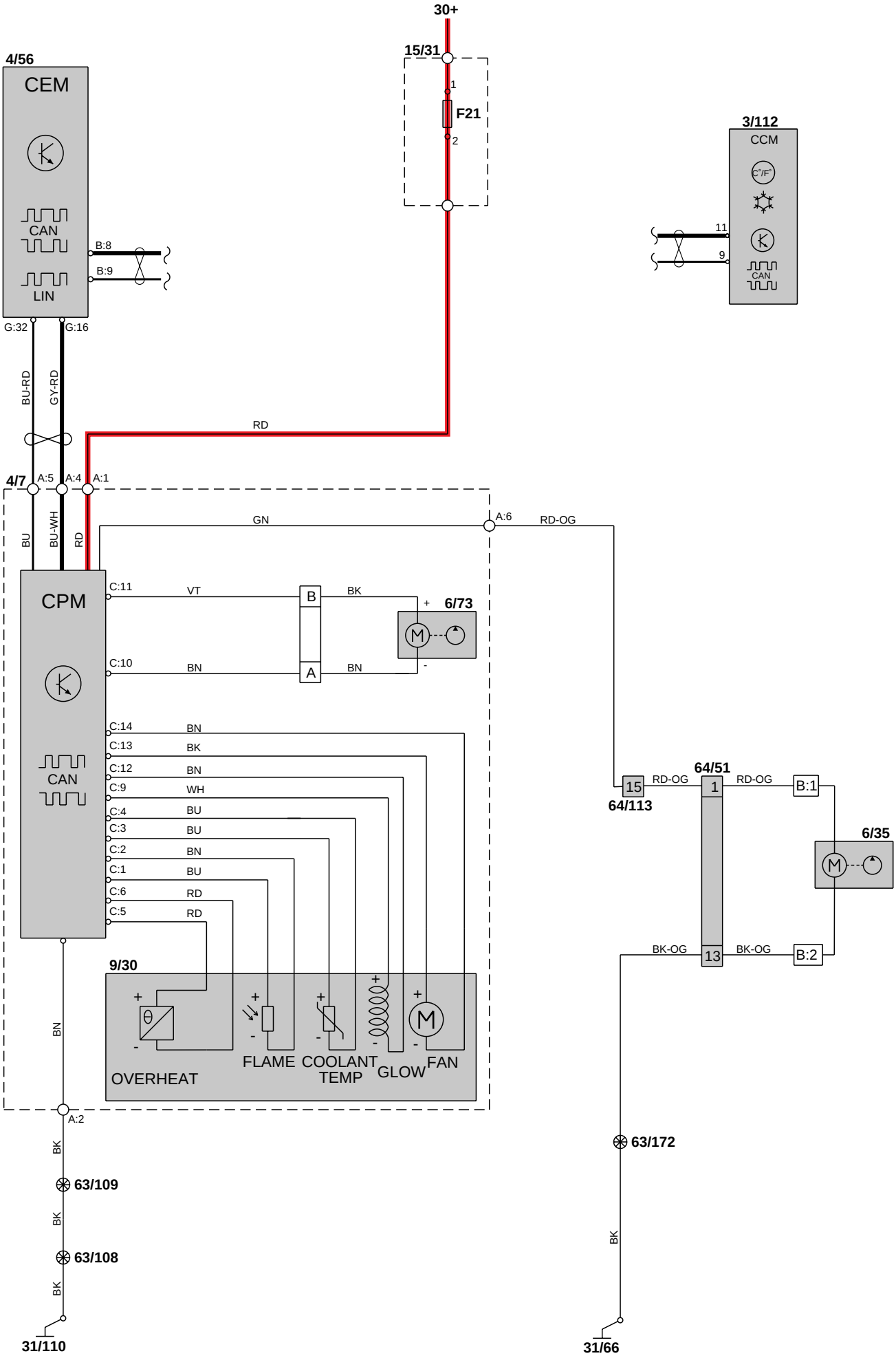
30+
15/31
1
F21
2
4/56
CEM
CAN
LIN
B:8
B:9
G:32
G:16
BU-RD
GY-RD
RD
3/112
CCM
C°/F°
11
9
CAN
4/7
A:5
A:4
A:1
BU
BU-WH
RD
GN
A:6
RD-OG
CPM
C:11
VT
B
BK
6/73
C:10
BN
A
BN
C:14
BN
C:13
BK
C:12
BN
C:9
WH
C:4
BU
C:3
BU
C:2
BN
C:1
BU
C:6
RD
C:5
RD
CAN
9/30
OVERHEAT
FLAME
COOLANT TEMP
GLOW
FAN
BN
A:2
BK
63/109
BK
63/108
BK
31/110
64/51
15
RD-OG
1
RD-OG
B:1
64/113
6/35
BK-OG
13
BK-OG
B:2
63/172
BK
31/66

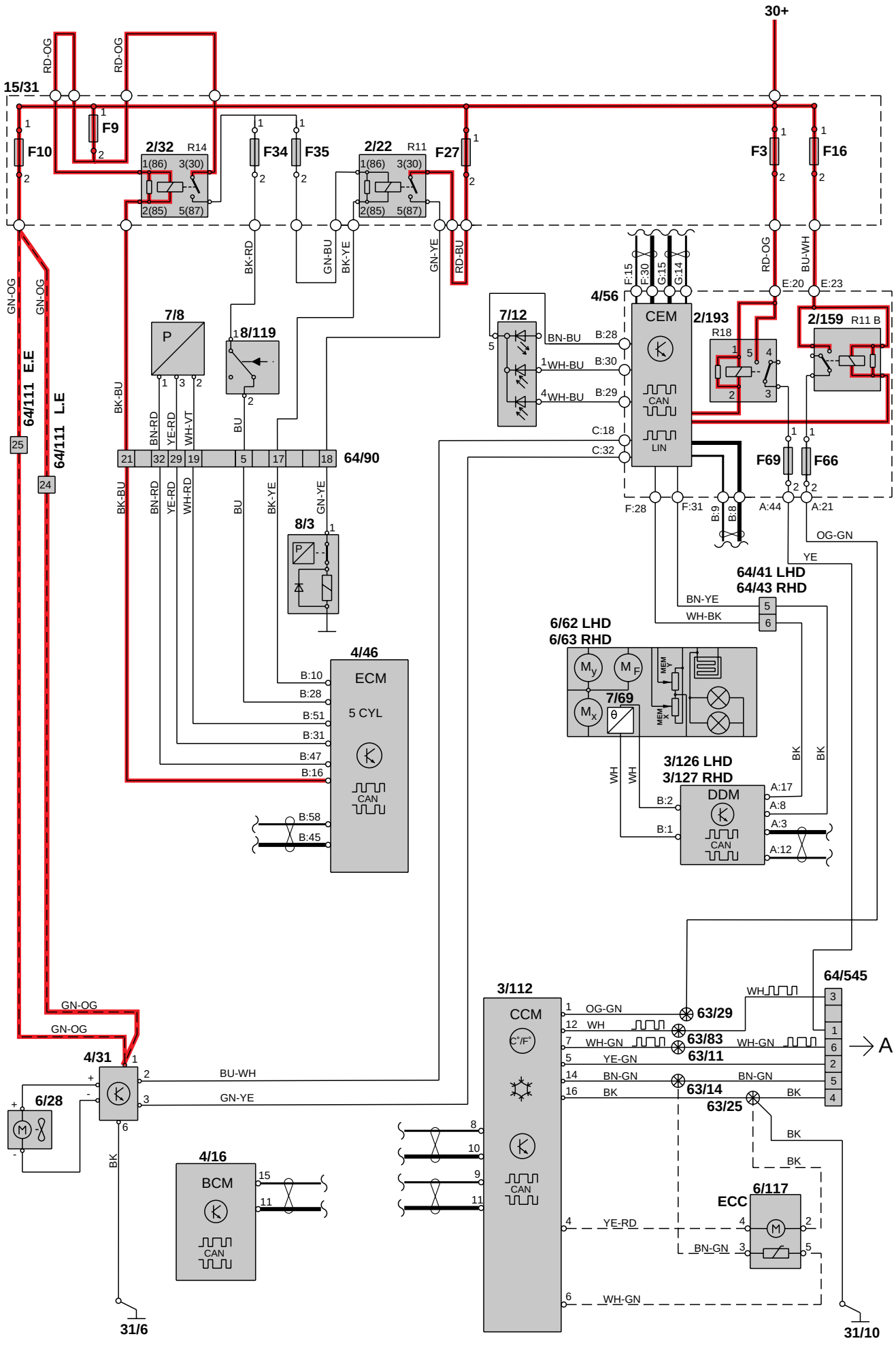
30+
15/31
F10
F9
2/32
R14
F34
F35
2/22
R11
F27
F3
F16
RD-OG
GN-OG
BK-RD
GN-BU
BK-YE
GN-YE
RD-BU
BU-WH
7/8
8/119
7/12
4/56
CEM
2/193
R18
2/159
R11 B
E:20
E:23
F:15
F:30
G:15
G:14
BN-BU
WH-BU
B:28
B:30
B:29
C:18
C:32
CAN
LIN
F69
F66
F:28
F:31
B:9
B:8
A:44
A:21
64/111 E.E
64/111 L.E
25
24
BK-BU
BN-RD
YE-RD
WH-VT
BU
WH-RD
21
32
29
19
5
17
18
64/90
8/3
4/46
ECM
5 CYL
B:10
B:28
B:51
B:31
B:47
B:16
B:58
B:45
OG-GN
YE
64/41 LHD
64/43 RHD
BN-YE
WH-BK
6/62 LHD
6/63 RHD
7/69
MEM
3/126 LHD
3/127 RHD
DDM
B:2
B:1
A:17
A:8
A:3
A:12
BK
WH
64/545
3/112
CCM
OG-GN
WH
WH-GN
YE-GN
BN-GN
BK
63/29
63/83
63/11
63/14
63/25
A
4/31
6/28
BU-WH
GN-YE
4/16
BCM
6/117
ECC
YE-RD
BN-GN
WH-GN
31/6
31/10

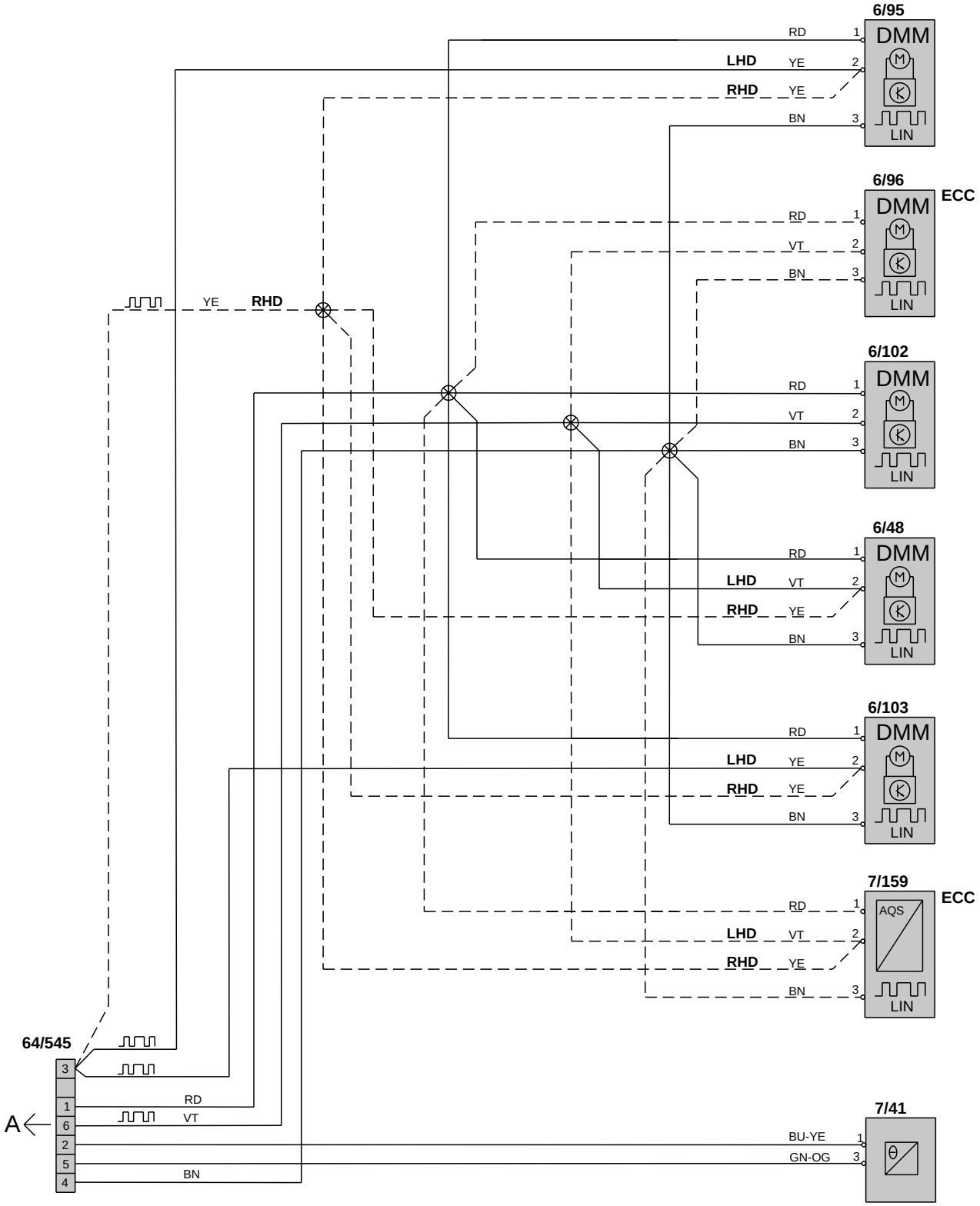
6/95
DMM
LIN
RD
LHD
YE
RHD
YE
BN
6/96
ECC
DMM
LIN
RD
VT
BN
YE
RHD
6/102
DMM
LIN
RD
VT
BN
6/48
DMM
LIN
RD
LHD
VT
RHD
YE
BN
6/103
DMM
LIN
RD
LHD
YE
RHD
YE
BN
7/159
ECC
AQS
LIN
RD
LHD
VT
RHD
YE
BN
64/545
A
RD
VT
BN
7/41
BU-YE
GN-OG

Climate control system, Diesel 1:2

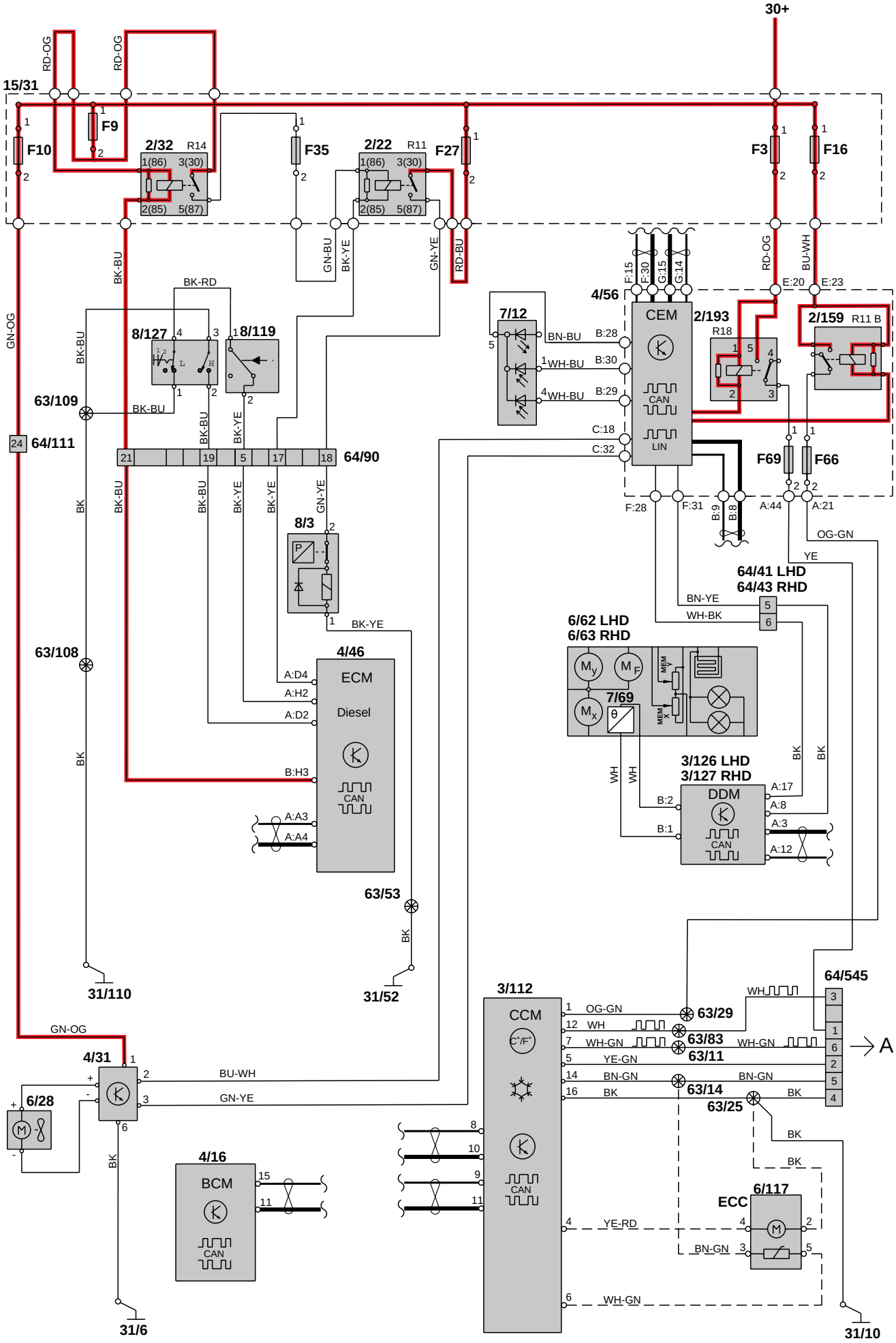

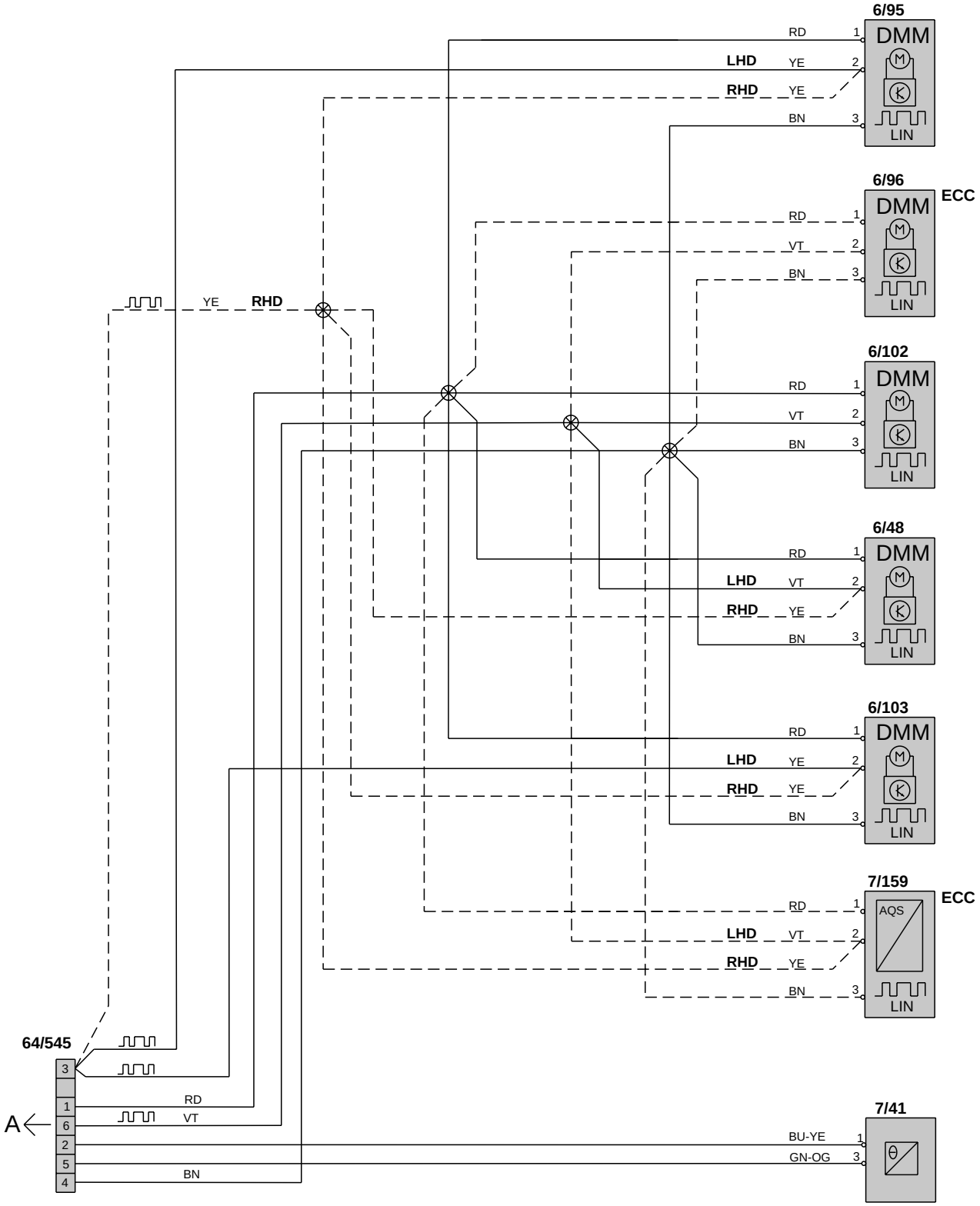
6/95
DMM
LIN
RD
LHD YE
RHD YE
BN
6/96
ECC
DMM
LIN
RD
VT
BN
YE
RHD
6/102
DMM
LIN
RD
VT
BN
6/48
DMM
LIN
RD
LHD VT
RHD YE
BN
6/103
DMM
LIN
RD
LHD YE
RHD YE
BN
7/159
ECC
AQS
LIN
RD
LHD VT
RHD YE
BN
64/545
3
1
6
2
5
4
A
RD
VT
BN
7/41
BU-YE
GN-OG

Climate control system PTC element

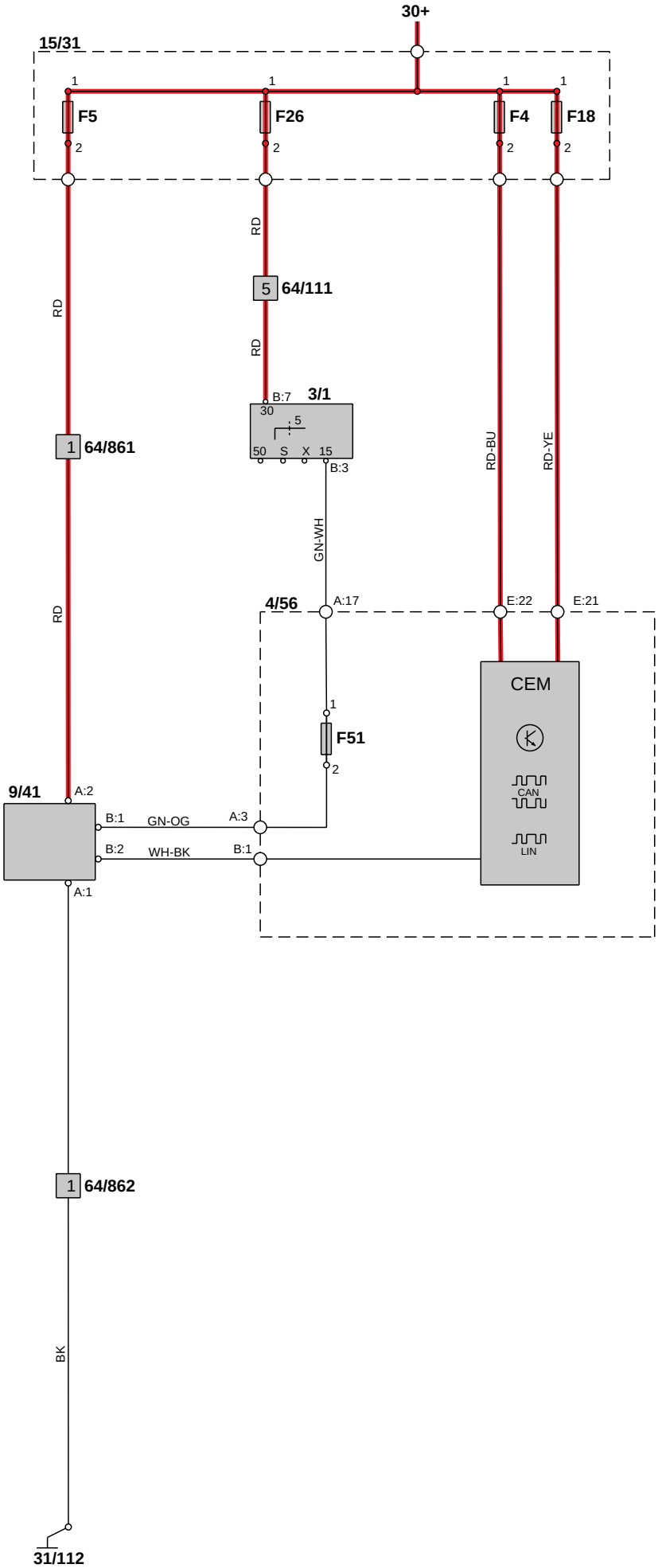

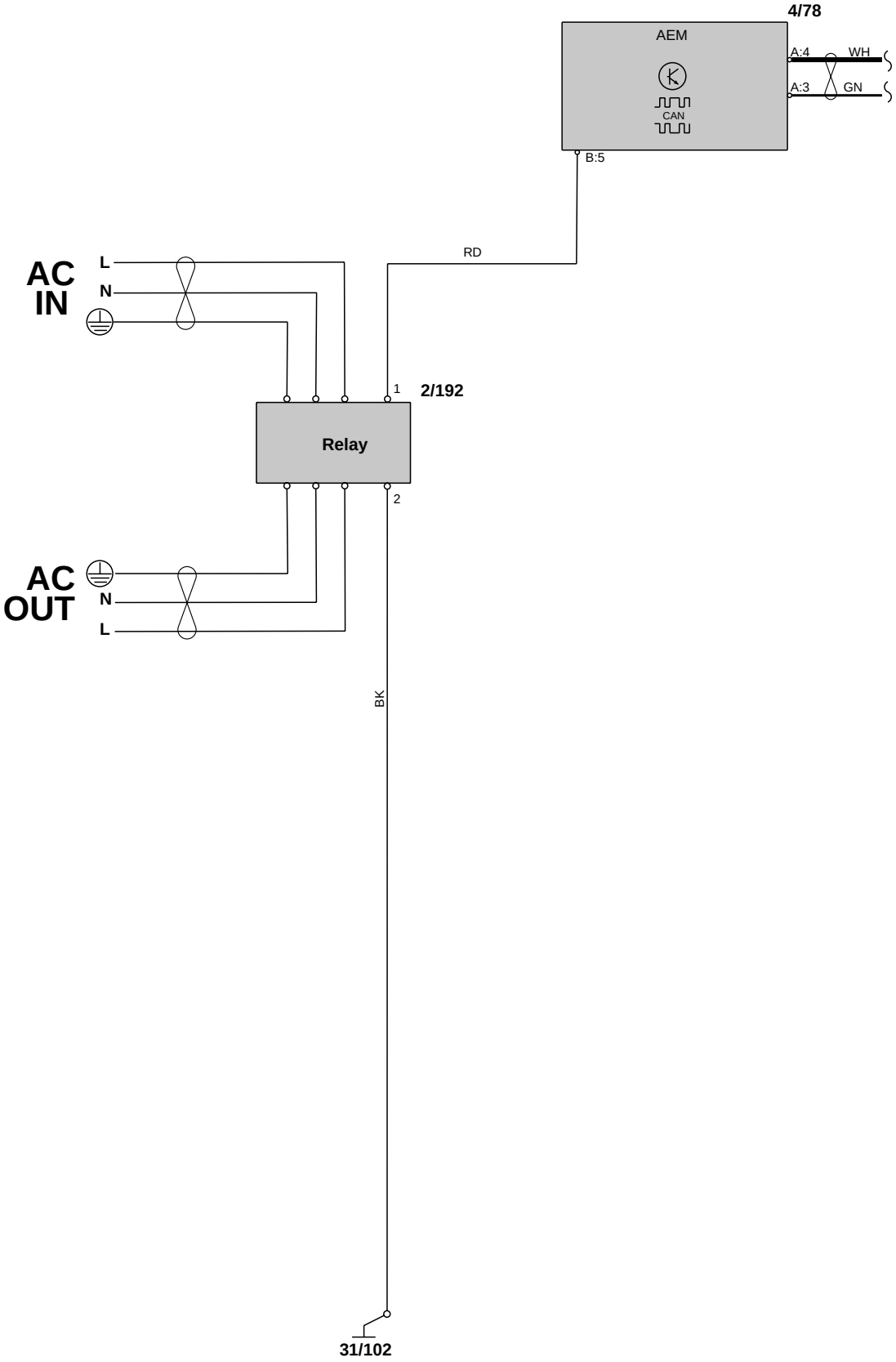
4/78
AEM
CAN
A:4
WH
A:3
GN
B:5
RD
AC
IN
L
N
1
2/192
Relay
2
AC
OUT
N
L
BK
31/102

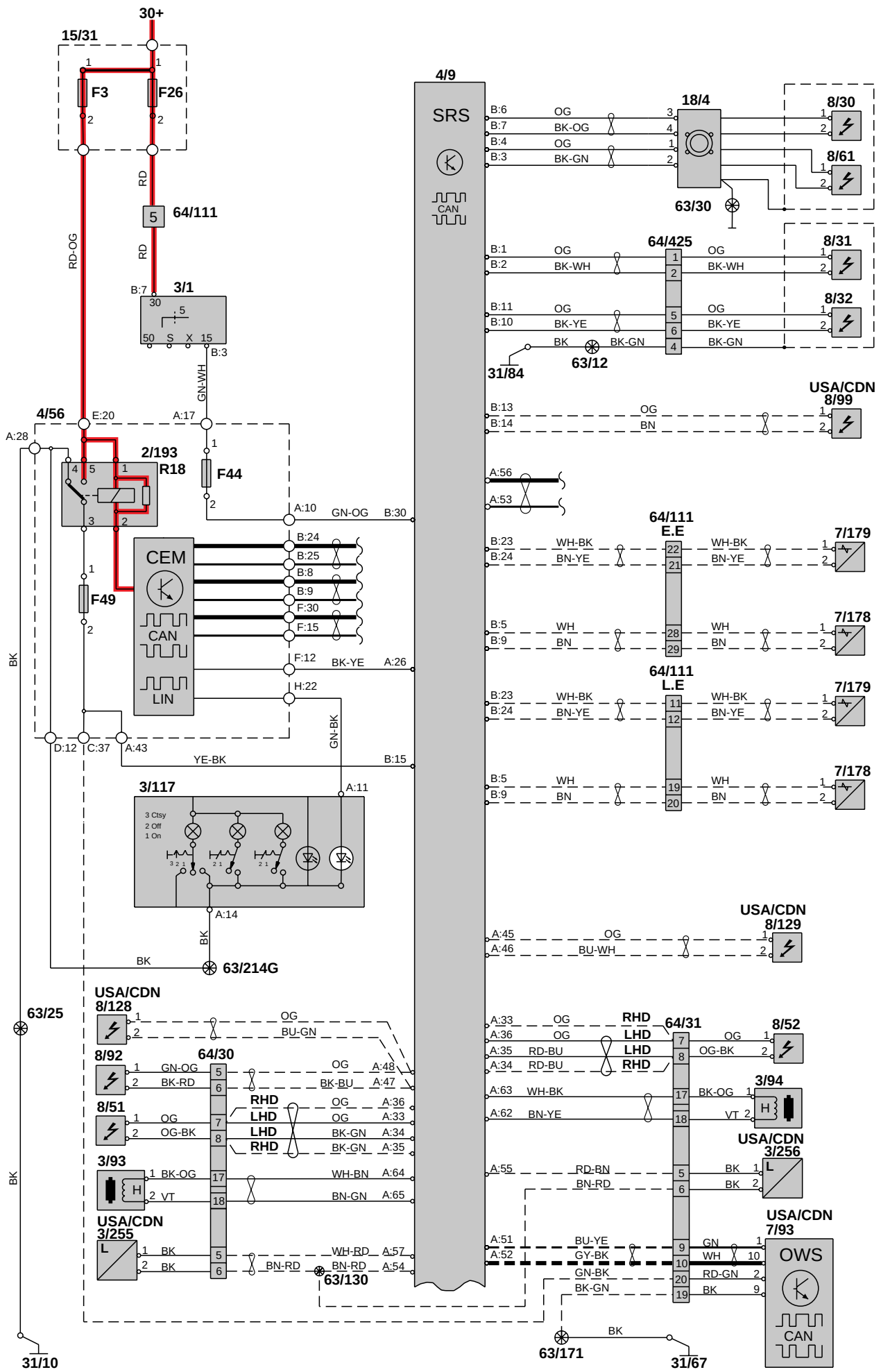
30+
15/31
F3
F26
RD
64/111
RD-OG
3/1
B:7
B:3
GN-WH
4/56
E:20
A:17
A:28
2/193
R18
F44
A:10
GN-OG
B:30
CEM
CAN
LIN
B:24
B:25
B:8
B:9
F:30
F:15
F:12
BK-YE
A:26
H:22
F49
BK
D:12
C:37
A:43
YE-BK
B:15
GN-BK
3/117
A:11
A:14
63/214G
63/25
USA/CDN
8/128
OG
BU-GN
8/92
GN-OG
BK-RD
64/30
OG
A:48
BK-BU
A:47
8/51
OG-BK
RHD
LHD
A:36
A:33
BK-GN
A:34
A:35
3/93
BK-OG
VT
WH-BN
A:64
BN-GN
A:65
USA/CDN
3/255
BK
WH-RD
A:57
BN-RD
A:54
63/130
31/10
4/9
SRS
CAN
B:6
B:7
B:4
B:3
OG
BK-OG
BK-GN
18/4
63/30
8/30
8/61
B:1
B:2
64/425
BK-WH
8/31
B:11
B:10
BK-YE
8/32
BK
63/12
31/84
USA/CDN
8/99
B:13
B:14
BN
A:56
A:53
64/111
E.E
B:23
B:24
WH-BK
BN-YE
7/179
B:5
B:9
WH
BN
7/178
64/111
L.E
A:45
A:46
BU-WH
USA/CDN
8/129
A:33
A:36
A:35
A:34
RD-BU
64/31
8/52
OG-BK
A:63
A:62
3/94
VT
USA/CDN
3/256
A:55
RD-BN
BN-RD
USA/CDN
7/93
A:51
A:52
BU-YE
GY-BK
GN-BK
BK-GN
GN
RD-GN
OWS
63/171
31/67

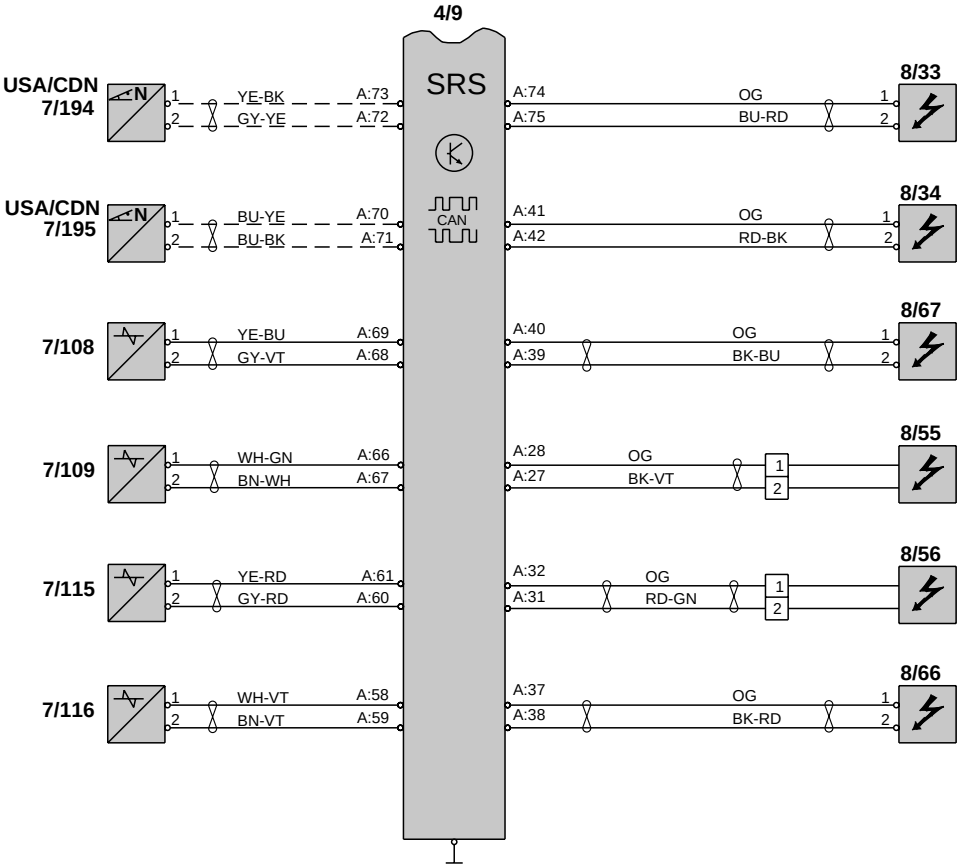
4/9
SRS
CAN
USA/CDN
7/194
N
1
2
YE-BK
GY-YE
A:73
A:72
A:74
A:75
OG
BU-RD
8/33
USA/CDN
7/195
N
BU-YE
BU-BK
A:70
A:71
A:41
A:42
OG
RD-BK
8/34
7/108
YE-BU
GY-VT
A:69
A:68
A:40
A:39
OG
BK-BU
8/67
7/109
WH-GN
BN-WH
A:66
A:67
A:28
A:27
OG
BK-VT
8/55
7/115
YE-RD
GY-RD
A:61
A:60
A:32
A:31
OG
RD-GN
8/56
7/116
WH-VT
BN-VT
A:58
A:59
A:37
A:38
OG
BK-RD
8/66

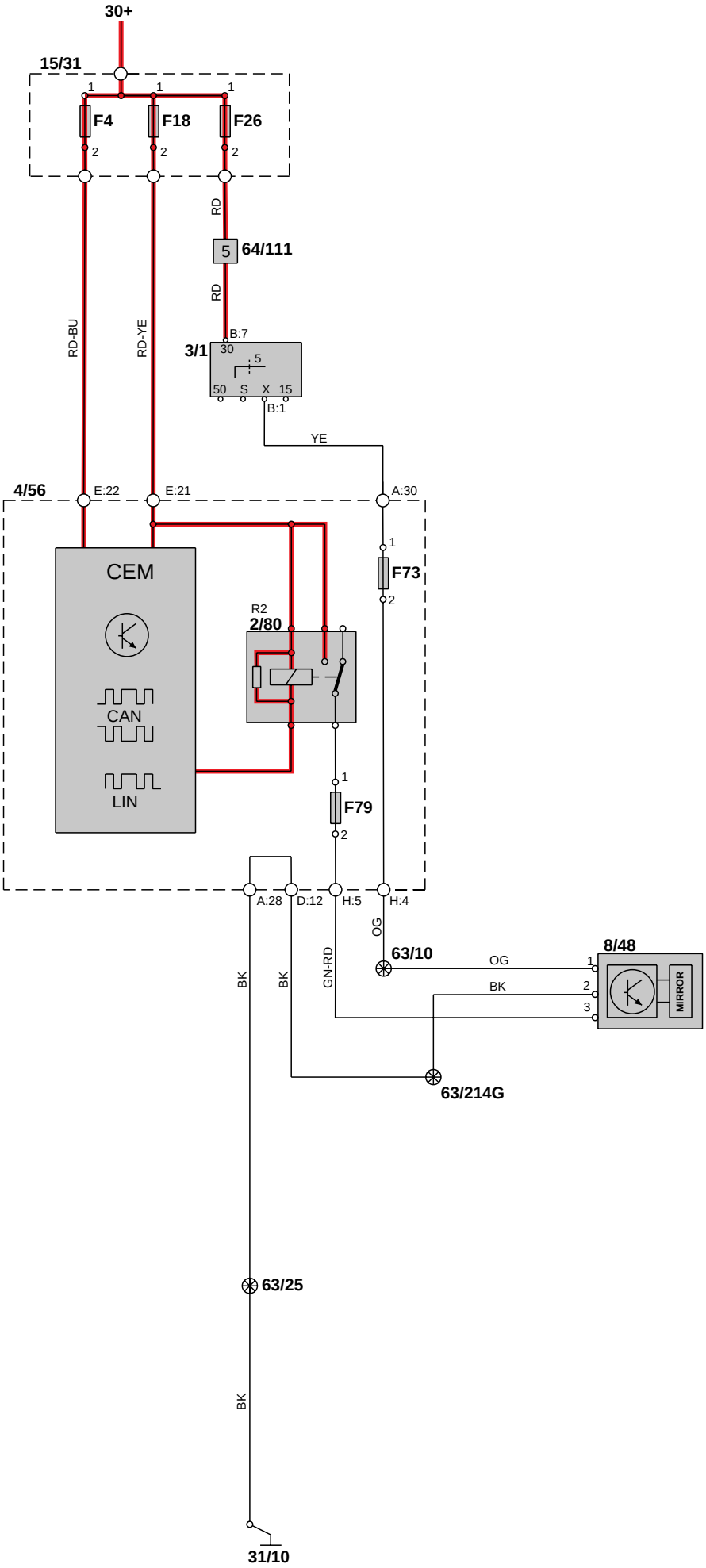
30+
15/31
F4
F18
F26
RD
64/111
RD
RD-BU
RD-YE
3/1
B:7
30
5
50
S
X
15
B:1
YE
4/56
E:22
E:21
A:30
CEM
CAN
LIN
F73
R2
2/80
F79
A:28
D:12
H:5
H:4
OG
63/10
8/48
OG
BK
MIRROR
BK
BK
GN-RD
63/214G
63/25
BK
31/10

64/12
12-pin gray

No.	Dashboard harness			Infotainment harness		
1	63/12	Junction point	BK-BU	63/25G	Junction point, Multimedia Module (MMM)	BK-BU
				16/60A:6	Phone Module (PHM)	
				16/93:1	Control module, cellular phone handsfree, accessories	BN
2	4/56A:9	Central Electronic Module (CEM)	RD-YE	63/27	Junction point	RD-YE
3	63/29G	Junction point	OG-YE	63/28	Junction point	OG-YE
				16/93:2	Control module, cellular phone handsfree, accessories	VT
				16/93:5	Control module, cellular phone handsfree, accessories	VT-WH
4	4/56A:8	Central Electronic Module (CEM)	RD-OG	16/60A:5	Phone Module (PHM)	RD-OG
5	4/56B:24	Central Electronic Module (CEM)	GY-OG	16/60A:12	Phone Module (PHM)	GY-OG
6	4/56B:25	Central Electronic Module (CEM)	BU-BK	16/60A:11	Phone Module (PHM)	BU-BK
7	16/1A:5	Infotainment Control Module (ICM)	BK	7/182:3	Remote control IR sensor, RTI	BK
8	16/1A:6	Infotainment Control Module (ICM)	GN-OG	7/182:2	Remote control IR sensor, RTI	GN-OG
9	-		-	-		-
10	4/56A:33	Central Electronic Module (CEM)	GY-VT	16/60A:17	Phone Module (PHM)	GY-VT
11	-		-	-		-
12	-		-	-		-

64/18
2-pin white

No.	Floor harness			Tuner harness		
1	16/16:1	Window antenna amplifier	BK	16/49A:1	Traffic Message Channel Module (TMC)	BK
2	16/16:2	Window antenna amplifier	BK	16/94A:2	AM/FM Tuner Module (AFM)	BK

64/25G
10-pin gray

No.	Dashboard harness			Tunnel harness		
1	4/56A:23	Central Electronic Module (CEM)	GY	63/87	Junction point	GY
2	63/25	Junction point	BK	63/86	Junction point	BK
3	63/15	Junction point	OG-BU	3/95:1	Spin control switch	OG-BU
4	3/112:2	Climate Control Module (CCM)	YE-RD	3/95:3	Spin control switch	YE-RD
5	3/112:3	Climate Control Module (CCM)	YE-GN	3/95:2	Spin control switch	YE-GN
6	-		-	-		-
7	-		-	-		-
8	-		-	-		-
9	-		-	-		-
10	-		-	-		-

64/30
20-pin black

No.	Floor harness			Driver's seat harness		
1	63/172 63/171	Junction point Junction point, RHD	BK	9/12A:1	Seat Heater Module (SHM), driver's side	BK
2	4/56C:43	Central Electronic Module (CEM)	GN-BK	9/12A:4	Seat Heater Module (SHM), driver's side	RD
3	-		-	-		-
4	64/112:7 64/112:6	Connector Connector, RHD	WH	9/12A:2	Seat Heater Module (SHM), driver's side	BU
5	4/9A:48 4/9A:57	Supplemental Restraint System Module (SRS) Supplemental Restraint System Module (SRS), USA/CDN	OG WH-RD	8/92:1 3/255:1	Driver's lap belt tensioner Position sensor, driver's seat, USA/CDN	GN-OG BK
6	4/9A:47 63/130	Supplemental Restraint System Module (SRS) Junction point, USA/CDN	BK-BU BN-RD	8/92:2 3/255:2	Driver's lap belt tensioner Position sensor, driver's seat, USA/CDN	BK-RD BK
7	4/9A:33 4/9A:36	Supplemental Restraint System Module (SRS) Supplemental Restraint System Module (SRS), RHD	OG	8/51:1	Side airbag igniter, driver's side	OG
8	4/9A:34 4/9A:35	Supplemental Restraint System Module (SRS) Supplemental Restraint System Module (SRS), RHD	BK-GN	8/51:2	Side airbag igniter, driver's side	OG-BK

continues

64/30
20-pin black

No.	Floor harness			Driver's seat harness		
9	-		-	-		-
10	-		-	-		-
11	63/221	Junction point	BU-RD	4/52B:3	Power Seat Module (PSM)	GN
12	63/220	Junction point	GY-RD	4/52B:4	Power Seat Module (PSM)	WH
13	-		-	-		-
14	63/173	Junction point	OG-BU	3/26:11 3/26:7 4/52B:1 4/52B:6	Switch unit, power driver's seat Switch unit, power driver's seat Power Seat Module (PSM), memory Power Seat Module (PSM), memory RHD	RD-GN
15	4/56C:30	Central Electronic Module (CEM)	OG-YE	3/26:2 3/26:5 4/52A:1 4/52A:7	Switch unit, power driver's seat Switch unit, power driver's seat RHD Power Seat Module (PSM), memory Power Seat Module (PSM), memory RHD	RD-BU
16	63/172 63/171	Junction point Junction point, RHD	BK	3/26:3 3/26:8 4/52A:7 4/52B:6 4/52A:1 4/52B:2	Switch unit, power driver's seat Switch unit, power driver's seat RHD Power Seat Module (PSM), memory Power Seat Module (PSM), memory Power Seat Module (PSM), memory RHD Power Seat Module (PSM), memory RHD	BK
17	4/9A:64	Supplemental Restraint System Module (SRS)	WH-BN	3/93:1	Belt buckle contact, driver's seat	BK-OG
18	4/9A:65	Supplemental Restraint System Module (SRS)	BN-GN	3/93:2	Belt buckle contact, driver's seat	VT
19	-		-	-		-
20	-		-	-		-

64/31
20-pin black

No.	Floor harness			Passenger seat harness		
1	63/171 63/172	Junction point Junction point, RHD	BK	9/13A:1	Seat Heater Module (SHM), passenger side	BK
2	4/56C:42	Central Electronic Module (CEM)	GN-YE	9/13A:4	Seat Heater Module (SHM), passenger side	RD
3	-		-	-		-
4	64/112:6 64/112:7	Connector Connector, RHD	WH-GN	9/13A:2	Seat Heater Module (SHM), passenger side	BU
5	4/9A:55	Supplemental Restraint System Module (SRS)	RD-BN	3/256:1	Position sensor, passenger seat, USA/CDN	BK
6	63/130	Junction point	BN-RD	3/256:2	Position sensor, passenger seat, USA/CDN	BK
7	4/9A:36 4/9A:33	Supplemental Restraint System Module (SRS) Supplemental Restraint System Module (SRS), RHD	OG	8/52:1	Side airbag igniter, passenger side	OG
8	4/9A:35 4/9A:34	Supplemental Restraint System Module (SRS) Supplemental Restraint System Module (SRS), RHD	RD-BU	8/52:2	Side airbag igniter, passenger side	OG-BK
9	4/9A:51	Supplemental Restraint System Module (SRS)	BU-YE	7/93:1	Occupant Weight Sensor (OWS), USA/CDN	GN
10	4/9A:52	Supplemental Restraint System Module (SRS)	GY-BK	7/93:10	Occupant Weight Sensor (OWS), USA/CDN	WH
11	4/56F:17	Central Electronic Module (CEM)	YE-RD	3/46:1	Seat contact, passenger seat	WH
12	4/56F:13	Central Electronic Module (CEM)	BN-RD	3/46:2	Seat contact, passenger seat	WH
13	-		-	-		-
14	63/173	Junction point	OG-BU	3/27:7 3/27:11	Switch unit, power passenger seat Switch unit, power passenger seat, RHD	RD-GN
15	4/56C:29	Central Electronic Module (CEM)	OG-YE	3/27:5 3/27:2	Switch unit, power passenger seat Switch unit, power passenger seat, RHD	RD-BU
16	63/171 63/172	Junction point Junction point, RHD	BK	3/27:8 3/27:3	Switch unit, power passenger seat Switch unit, power passenger seat, RHD	BK
17	4/9A:63	Supplemental Restraint System Module (SRS)	WH-BK	3/94:1	Belt buckle contact, passenger seat	BK-OG
18	4/9A:62	Supplemental Restraint System Module (SRS)	BN-YE	3/94:2	Belt buckle contact, passenger seat	VT
19	63/171	Junction point	BK-GN	7/93:9	Occupant Weight Sensor (OWS)	BK
20	4/56C:37	Central Electronic Module (CEM)	GN-BK	7/93:2	Occupant Weight Sensor (OWS)	RD-GN

64/40
1-pin violet

No.	Infotainment harness			Antenna harness, cellular phone		
1	16/60C:1	Phone Module (PHM)	BK	16/64:1	Antenna, cellular phone	BK

64/41
14-pin gray

No.	Driver's door harness			Floor harness		
1	3/126A:18	Driver's Door Module (DDM)	BK	4/56C:31	Central Electronic Module (CEM)	OG-YE
2	3/74:4	Lock unit, driver's door	BK	4/56F:19	Central Electronic Module (CEM)	BK-YE
3	3/126A:3	Driver's Door Module (DDM)	WH	63/220	Junction point	GY-RD
4	3/126A:12	Driver's Door Module (DDM)	BK	63/221	Junction point	BU-RD
5	3/126A:8	Driver's Door Module (DDM), LHD	BK	4/56F:31	Central Electronic Module (CEM), LHD	BN-YE
6	3/126A:17	Driver's Door Module (DDM), LHD	BK	4/56F:28	Central Electronic Module (CEM), LHD	WH-BK
7	3/126A:9	Driver's Door Module (DDM)	BK	31/115 31/116	Ground connection Ground connection, RHD	BK
8	-		-	-		-
9	16/4:2	Speaker, driver's door	BK	16/105B:1 16/105B:3	Audio Module (AUD) Audio Module (AUD)	GY-BK
10	16/4:1	Speaker, driver's door	WH	16/105B:9 16/105B:11	Audio Module (AUD) Audio Module (AUD)	WH-BK
11	3/126A:13	Driver's Door Module (DDM)	BK	64/45:1 64/47:1	Connector Connector, RHD	WH-GN
12	-		-	-		-
13	-		-	-		-
14	-		-	-		-

64/43
14-pin gray

No.	Passenger door harness			Floor harness		
1	3/127A:18	Passenger Door Module (PDM)	BK	4/56C:24	Central Electronic Module (CEM)	OG-WH
2	3/75:4	Lock unit, passenger door	BK	4/56F:18	Central Electronic Module (CEM)	BK-BU
3	3/127A:3	Passenger Door Module (PDM)	WH	63/228 4/56F:30	Junction point Central Electronic Module (CEM)	GY-RD
4	3/127A:12	Passenger Door Module (PDM)	BK	63/229 4/56F:15	Junction point Central Electronic Module (CEM)	BU-RD
5	3/127A:8	Passenger Door Module (PDM), RHD	BK	4/56F:31	Central Electronic Module (CEM), RHD	BN-YE
6	3/127A:17	Passenger Door Module (PDM), RHD	BK	4/56F:28	Central Electronic Module (CEM), RHD	WH-BK
7	3/127A:9	Passenger Door Module (PDM)	BK	31/116 31/115	Ground connection Ground connection, RHD	BK
8	-		-	-		-
9	16/3:2	Speaker, passenger door	BK	16/105B:3 16/105B:1	Audio Module (AUD) Audio Module (AUD), RHD	GY-RD
10	16/3:1	Speaker, passenger door	WH	16/105B:11 16/105B:9	Audio Module (AUD) Audio Module (AUD), RHD	WH-RD
11	3/127A:13	Passenger Door Module (PDM)	BK	64/47:1 64/45:1	Connector Connector, RHD	WH-GN
12	-		-	-		-
13	-		-	-		-
14	-		-	-		-

64/45
19-pin black

No.	Left rear door harness			Floor harness		
1	3/128:6	Left Rear Door Module (LDM)	BK	64/41:11 64/43:11	Connector Connector, RHD	WH-GN
2	3/76:4	Lock unit, left rear door	BK	4/56F:21	Central Electronic Module (CEM)	BK-OG
3	3/128:18	Left Rear Door Module (LDM)	BK	4/56C:21	Central Electronic Module (CEM)	OG-BU

64/45
19-pin black

No.	Right rear door harness			Floor harness		
4	-		-	-		-
5	-		-	-		-
6	63/192A	Junction point	BK	63/172	Junction point	BK
7	-		-	-		-
8	-		-	-		-
9	-		-	-		-
10	-		-	-		-
11	-		-	-		-
12	-		-	-		-
13	-		-	-		-
14	-		-	-		-
15	-		-	-		-
16	-		-	-		-
17	-		-	-		-
18	16/6:2	Speaker, left rear door	BK	16/105B:4	Audio Module (AUD)	GY-WH
19	16/6:1	Speaker, left rear door	WH	16/105B:12	Audio Module (AUD)	WH-VT

64/47
19-pin black

No.	Right rear door harness			Floor harness		
1	3/129:6	Right Rear Door Module (RDM)	BK	64/43:11 64/41:11	Connector Connector, RHD	WH-GN
2	3/77:4	Lock unit, right rear door	BK	4/56F:20	Central Electronic Module (CEM)	BK-BU
3	3/129:18	Right Rear Door Module (RDM)	BK	4/56C:27	Central Electronic Module (CEM)	OG-WH
4	-		-	-		-
5	-		-	-		-
6	63/192	Junction point	BK	63/171	Junction point	BK

64/47
19-pin black

No.	Right rear door harness			Floor harness		
7	-		-	-		-
8	-		-	-		-
9	-		-	-		-
10	-		-	-		-
11	-		-	-		-
12	-		-	-		-
13	-		-	-		-
14	-		-	-		-
15	-		-	-		-
16	-		-	-		-
17	-		-	-		-
18	16/5:2	Speaker, right rear door	BK	16/105B:5	Audio Module (AUD)	GY
19	16/5:1	Speaker, right rear door	WH	16/105B:13	Audio Module (AUD)	WH

64/48 S40
8-pin gray

No.	Trunk lid/tailgate harness			Floor harness		
1	63/196	Junction point	BK	63/172	Junction point	BK
2	-		-	-		-
3	-		-	-		-
4	3/78:1	Lock unit, trunk lid/tailgate	WH-GN	4/56C:8	Central Electronic Module (CEM)	WH-GN
5	10/3:2	License plate lighting	OG-BK	4/56C:13	Central Electronic Module (CEM)	OG-BK
6	3/78:4	Lock unit, trunk lid/tailgate	BK-BU	10/24:4	Cargo compartment lighting	BK-BU
7	3/35:1	Switch, trunk/tailgate handle	BK-YE	4/56F:22	Central Electronic Module (CEM)	BK-YE
8	3/78:3	Lock unit, trunk lid/tailgate	BK-RD	4/56F:24	Central Electronic Module (CEM)	BK-RD

64/48 V50
14-pin gray

No.	Trunk lid/tailgate harness			Floor harness		
1	63/196	Junction point	BK	63/172	Junction point	BK
2	10/19:1	Auxiliary brake light	OG-YE	4/56C:7	Central Electronic Module (CEM)	OG-YE
3	6/32:1	Rear window wiper motor	GN-BU	4/56C:33	Central Electronic Module (CEM)	GN-BU
4	3/78:1	Lock unit, trunk lid/tailgate	WH-GN	4/56C:8	Central Electronic Module (CEM)	WH-GN
5	10/3:2	License plate lighting	OG-BK	4/56C:13	Central Electronic Module (CEM)	OG-BK
6	6/32:2	Rear window wiper motor	WH-RD	4/56C:34	Central Electronic Module (CEM)	WH-RD
7	16/141	Interference filter, rear window, left	GN-BU	64/113:6	Connector	GN-BU
8	3/78:3	Lock unit, trunk lid/tailgate	BK-RD	4/56F:24	Central Electronic Module (CEM)	BK-RD
9	-		-	-		-
10	3/35:1	Switch, trunk/tailgate handle	BK-YE	4/56F:22	Central Electronic Module (CEM)	BK-YE
11	-		-	-		-
12	-		-	-		-
13	10/25:2	Ceiling light, cargo compartment	OG-BU	63/173	Junction point	OG-BU
14	-		-	-		-

64/50
12-pin black

No.	Harness, angle sensor, Bi-Xenon, rear			Floor harness		
1	-		-	-		-
2	-		-	-		-
3	-		-	-		-
4	-		-	-		-
5	-		-	-		-
6	-		-	-		-
7	7/120:1	Angle sensor, Bi-Xenon, rear	BN	64/113:21 64/113:27	Connector, E.E Connector, L.E	BN
8	7/120:4	Angle sensor, Bi-Xenon, rear	WH	64/113:19	Connector	WH
9	7/120:5	Angle sensor, Bi-Xenon, rear	YE	64/113:20	Connector	YE
10	-		-	-		-
11	-		-	-		-
12	-		-	-		-

64/51
14-pin gray

No.	Fuel tank harness			Floor harness		
1	6/35B:1	Fuel pump, auxiliary heater	RD-OG	64/113:15	Connector	RD-OG
2	-		-	-		-
3	6/33:2	Fuel pump	WH-RD	4/56F:5	Central Electronic Module (CEM)	WH-RD
4	-		-	-		-
5	6/33:4	Fuel pump	WH-BU	4/56F:7	Central Electronic Module (CEM)	WH-BU
6	-		-	-		-
7	4/83:2	Fuel pump control module	GN-WH	4/56C:16	Central Electronic Module (CEM)	GN-WH
8	4/83:3	Fuel pump control module	BK-OG	31/116 31/115	Ground connection Ground connection, RHD	BK-OG
9	6/67:3	Pump, fuel leakage control	YE-VT	64/113:10	Connector	YE-VT
10	6/67:2	Pump, fuel leakage control	WH-VT	64/113:11	Connector	WH-VT
11	6/67:1	Pump, fuel leakage control	BK-WH	64/113:12	Connector	BK-WH
12	6/67:4	Pump, fuel leakage control	GN-BU	64/113:13	Connector	GN-BU
13	6/35B:2	Fuel pump, auxiliary heater	BK-OG	63/172	Junction point	BK-OG
14	4/83:1	Fuel pump control module	WH-BK	64/113:7	Connector	WH-BK

64/79V Diesel
6-pin gray

No.	Engine compartment harness			Washer system harness		
1	2/92	Relay, windshield washer motor	WH-BK	6/2:1	Washer pump	WH-BK
2	2/182:5	Relay, headlight washer motor	GN-YE	6/104:1	Pump, high pressure headlight washer	GN-YE
3	63/109	Junction point	BK-BU	7/5:1	Washer fluid level sensor	BK-BU
4	2/93	Relay, rear window washer motor	YE-BK	6/2:2	Washer pump	YE-BK
5	63/108	Junction point	BK	6/104:2	Pump, high pressure headlight washer	BK
6	4/56G:28	Central Electronic Module (CEM)	BK-OG	7/5:2	Washer fluid level sensor	BK-OG

64/90
41-pin black

No.	Engine harness			Engine compartment harness		
1	4/46B:45 4/46A:A3	Engine Control Module (ECM) Engine Control Module (ECM), Diesel	BU-RD	63/223	Junction point	BU-RD
2	4/46B:E1	Engine Control Module (ECM), Diesel	BK-YE	4/109:8	Glow plug control module, Diesel	BK-YE
3	4/28A:11	Transmission Control Module (TCM)	GN-YE	4/56E:1 15/31	Central Electronic Module (CEM) Engine compartment distribution box, resistor	GN-YE
4	4/46B:8 4/46A:D1	Engine Control Module (ECM) Engine Control Module (ECM), Diesel	BK-RD	2/35:2	Relay, starter motor	BK-RD
5	4/46B:28 4/46A:H2	Engine Control Module (ECM) Engine Control Module (ECM), Diesel	BU BK-YE	8/119:2 8/119:2	Pressure monitor, climate control system Pressure monitor, climate control system, Diesel	BU BK-YE
6	9/38:1	Heated fuel filter, Diesel	GN-RD	2/142:5	Relay, pre-heater, fuel filter	GN-RD
7	4/46A:E2	Engine Control Module (ECM), Diesel	WH-GN	4/56G:30	Central Electronic Module (CEM), Diesel	WH-GN
8	4/46B:41 4/46A:E4	Engine Control Module (ECM) Engine Control Module (ECM), Diesel	GN-WH	4/56E:40	Central Electronic Module (CEM)	GN-WH
9	-		-	-		-
10	4/56E:14	Central Electronic Module (CEM)	GN-BU	3/10:2	Reversing light contact, MAN.	GN-YE
11	6/25A:1	Starter motor	GY	2/35:5	Relay, starter motor	GY
12	63/103 8/133:1 8/77:1	Junction point Control valve, fuel pressure, Diesel Control valve, fuel volume, Diesel	GN-BU	F34:2	Fuse	GN-BU
13	4/46B:G4	Engine Control Module (ECM), Diesel	RD	F30:2	Fuse, Diesel	RD
14	63/54	Junction point	GN-BU	F35:2	Fuse	GN-BU
15	4/46B:58 4/46A:A4	Engine Control Module (ECM) Engine Control Module (ECM), Diesel	GY-RD	63/222	Junction point	GY-RD
16	4/46B:D4	Engine Control Module (ECM), Diesel	WH-BU	4/109:3	Glow plug control module, Diesel	WH-BU
17	4/46B:10 4/46A:D4	Engine Control Module (ECM) Engine Control Module (ECM), Diesel	BK-YE	2/22:2	Relay, climate control system	BK-YE
18	8/3:1 8/3:2	Electromagnetic clutch, climate control system, Gasoline Electromagnetic clutch, climate control system, Diesel	GN-YE	2/22:5	Relay, climate control system	GN-YE
19	4/46B:51 4/46A:D2	Engine Control Module (ECM) Engine Control Module (ECM), Diesel	WH-RD BK-BU	7/8:2 8/127:2	Pressure sensor, climate control system Pressure switch, climate control system, Diesel	WH-VT BK-BU
20	6/26A:3	Generator	RD	F31:2	Fuse	RD

64/90
41-pin black

No.	Engine harness			Engine compartment harness		
21	4/46B:16 4/46B:H3	Engine Control Module (ECM) Engine Control Module (ECM), Diesel	BK-BU	2/32:2	Main relay, engine management system	BK-BU
22	4/28A:16	Transmission Control Module (TCM)	RD-YE	64/111:3	Connector	RD-YE
23	63/56 4/46B:54	Junction point Engine Control Module (ECM)	RD	F23:2	Fuse	RD
24	4/46B:20 64/600:4	Engine Control Module (ECM) Connector, Diesel	WH-BK GN-OG	64/113:7 4/109:1	Connector Glow plug control module, Diesel	WH-BK GN-OG
25	4/46 B:33 64/600:3	Engine Control Module (ECM) Connector, Diesel	BN-WH GN-OG	64/113:12 4/109:2	Connector Glow plug control module, Diesel	BK-WH GN-OG
26	4/46B:23 64/600:2	Engine Control Module (ECM) Connector, Diesel	WH-VT GN-OG	64/113:11 4/109:6	Connector Glow plug control module, Diesel	WH-VT GN-OG
27	4/46B:46 64/600:1	Engine Control Module (ECM) Connector, Diesel	YE-VT GN-OG	64/113:10 4/109:7	Connector Glow plug control module, Diesel	YE-VT GN-OG
28	4/46B:26 4/46A:F3	Engine Control Module (ECM) Engine Control Module (ECM), Diesel	GY	7/51:5	Accelerator pedal sensor	GY
29	4/46B:31	Engine Control Module (ECM)	YE-RD	7/8:3	Pressure sensor, climate control system	YE-RD
30	4/28A:13	Transmission Control Module (TCM)	GY-OG	64/111:1	Connector	GY-OG
31	4/46B:17	Engine Control Module (ECM)	GN-BU	2/35:1	Relay, starter motor	GN-BU
32	4/46B:47	Engine Control Module (ECM)	BN-RD	7/8:1	Pressure sensor, climate control system	BN-RD
33	4/28A:7	Transmission Control Module (TCM)	WH-RD	64/111:2	Connector	RD
34	4/46B:7 4/46A:B2	Engine Control Module (ECM) Engine Control Module (ECM), Diesel	WH-RD	4/71:4	Cooling fan control module	WH
35	7/82:1	Heated oxygen sensor, rear, Turbo	GN-YE	63/13	Junction point, Turbo	GN-YE
36	6/26A:3	Generator	WH-RD	15/31	Engine compartment distribution box, LED	WH-RD
37	4/46B:30 4/46A:C3	Engine Control Module (ECM) Engine Control Module (ECM), Diesel	GN-YE GN-BU	4/56E:10 4/56E:10	Central Electronic Module (CEM) Central Electronic Module (CEM), Diesel	GN-GY GN-BU
38	-		-	-		-
39	63/98	Junction point	GN-YE	F32:2	Fuse	GN-YE
40	63/61 7/15:3	Junction point Heated oxygen sensor, front, Turbo	GN-YE	F33:2 63/13	Fuse Junction point, Turbo	GN-YE
41	63/65 63/65	Junction point Junction point, Diesel	GN-BU GN-OG	F36:2	Fuse	GN-BU

64/111
29-pin gray E.E
27-pin gray L.E

No.	Engine compartment harness			Dashboard harness		
1	64/90:30	Connector	GY-OG	3/156:3	Gear Selector Module (GSM)	GY-OG
2	64/90:33	Connector	RD	3/156:2	Gear Selector Module (GSM)	WH-RD
3	64/90:22	Connector	RD-YE	3/156:1	Gear Selector Module (GSM)	RD-YE
4	-		-	-		-
5	F26:2	Fuse	RD	3/1B:7	Start Control Module (SCU)	RD
6	-		-	-		-
7	7/51:4	Accelerator pedal sensor	BK-YE	63/12	Junction point	BK-YE
8	63/106	Junction point	BU	3/111:10	Switch unit, lights	BU
9	63/124	Junction point	BK	63/6	Junction point	BK
10	-		-	-		-
11	7/179:1	Left-hand front impact sensor, L.E	WH-BK	4/9B:23	Supplemental Restraint System Module (SRS), L.E	WH-BK
12	7/179:2	Left-hand front impact sensor, L.E	BN-YE	4/9B:24	Supplemental Restraint System Module (SRS), L.E	BN-YE
13	-		-	-		-
14	-		-	-		-
15	-		-	-		-
16	-		-	-		-
17	-		-	-		-
18	-		-	-		-
19	7/178:1	Right-hand front impact sensor, L.E	WH	4/9B:5	Supplemental Restraint System Module (SRS), L.E.	WH
20	7/178:2	Right-hand front impact sensor, L.E.	BN	4/9B:9	Supplemental Restraint System Module (SRS), L.E	BN
21	7/179:2	Left-hand front impact sensor, E.E	BN-YE	4/9B:24	Supplemental Restraint System Module (SRS), E.E	BN-YE
22	7/179:1	Left-hand front impact sensor, E.E	WH-BK	4/9B:23	Supplemental Restraint System Module (SRS), E.E	WH-BK
23	-		-	-		-
24	F10:2	Fuse, L.E	GN-OG	4/31:1	Fan control module , L.E	GN-OG
25	F10:2	Fuse, E.E	GN-OG	4/31:1	Fan control module, E.E	GN-OG
26	-		-	-		-
27	-		-	-		-
28	7/178:1	Right-hand front impact sensor, E.E	WH	4/9B:5	Supplemental Restraint System Module (SRS), E.E	WH
29	7/178:2	Right-hand front impact sensor, E.E	BN	4/9B:9	Supplemental Restraint System Module (SRS), E.E	BN

64/112
16-pin gray

No.	Floor harness			Dashboard harness		
1	16/105B:10	Audio Module (AUD)	WH-RD	16/26:1	Center speaker, dashboard	WH-RD
2	16/105B:2	Audio Module (AUD)	GY-RD	16/26:2	Center speaker, dashboard	GY-RD
3	-		-	-		-
4	4/56F:14	Central Electronic Module (CEM)	BU-RD	3/254C:8	Steering Wheel Module (SWM)	BU-RD
5	4/56F:16	Central Electronic Module (CEM)	GY-RD	3/254C:9	Steering Wheel Module (SWM)	GY-RD
6	64/31:4 64/30:4	Connector Connector, RHD	WH-GN WH	63/11	Junction point	WH-GN
7	64/30:4 64/31:4	Connector Connector, RHD	WH WH-GN	63/83	Junction point	WH
8	-		-	-		-
9	-		-	-		-
10	-		-	-		-
11	-		-	-		-
12	-		-	-		-
13	-		-	-		-
14	-		-	-		-
15	-		-	-		-
16	-		-	-		-

64/113
29-pin black E.E
27-pin black L.E

No.	Floor harness			Engine compartment harness		
1	64/816:1	Connector	WH	4/16:36	Brake Control Module (BCM)	WH
2	64/816:2	Connector	BN	4/16:37	Brake Control Module (BCM)	BN
3	64/817:1	Connector	YE-GN	4/16:43	Brake Control Module (BCM)	YE-GN
4	64/817:2	Connector	WH-GN	4/16:42	Brake Control Module (BCM)	WH-GN
5	-		-	-		-
6	64/48:7 16/141	Connector, V50 Interference filter, left rear window, S40	GN-BU	2/82:5	Relay, heated rear window	GN-BU
7	64/51:14	Connector	WH-BK	64/90:24	Connector	WH-BK
8	7/164:5	Body Sensor Cluster (BSC)	BN-RD	4/16:5	Brake Control Module (BCM)	BN-RD
9	7/164:3	Body Sensor Cluster (BSC)	YE-RD	4/16:7	Brake Control Module (BCM)	YE-RD

64/113
29-pin black E.E
27-pin black L.E

No.	Floor harness			Engine compartment harness		
10	64/51:9	Connector	YE-VT	64/90:27	Connector	YE-VT
11	64/51:10	Connector	WH-VT	64/90:26	Connector	WH-VT
12	64/51:11	Connector	BK-WH	64/90:25	Connector	BK-WH
13	64/51:12	Connector	GN-BU	2/22:1 F35:2	Relay, climate control system Fuse	GN-BU
14	-		-	-		-
15	64/51:1	Connector	RD-OG	4/7A:6	Combustion Preheater Module (CPM)	RD-OG
16	-		-	-		-
17	7/164:2	Body Sensor Cluster (BSC)	GY	4/16:29	Brake Control Module (BCM)	GY
18	7/164:1	Body Sensor Cluster (BSC)	BU	4/16:25	Brake Control Module (BCM)	BU
19	64/50:8	Connector	WH	4/112A:2	Control module, gas discharge lamp (GDL), master, left	WH
20	64/50:9	Connector	YE	63/90	Junction point	YE
21	64/50:7	Connector, E.E	BN	63/89	Junction point, E.E	BN
22	-		-	-		-
23	-		-	-		-
24	4/110C:2	Trailer Module (TRM) L.E	RD	F14:2	Fuse, L.E	RD
25	4/110C:2	Trailer Module (TRM) E.E	RD	F14:2	Fuse, E.E	RD
26	-		-	-		-
27	64/50:7	Connector, L.E	BN	63/89	Junction point, L.E	BN
28	-		-	-		-
29	-		-	-		-

64/322
5-pin green

No.	Floor harness			AEM harness (Accessories)		
1	63/228	Junction point	GY-RD	4/78 4/110B:1	Accessory Electronic Module (AEM) Trailer Module (TRM)	WH
2	63/229	Junction point	BU-RD	4/78 4/110B:2	Accessory Electronic Module (AEM) Trailer Module (TRM)	GN
3	10/17A:1 10/17A:2	Lamp housing, rear right, S40 Lamp housing, rear right, V50	OG-BK	4/110B:3	Trailer Module (TRM)	YE
4	31/12	Ground connection	BK	4/110B:4	Trailer Module (TRM)	BK
5	-		-	-		-

64/425
6-pin yellow

No.	Dashboard harness			SRS harness, Passenger side		
1	4/9B:1	Supplemental Restraint System Module (SRS)	OG	8/31:1	Airbag igniter, passenger side	OG
2	4/9B:2	Supplemental Restraint System Module (SRS)	BK-WH	8/31:2	Airbag igniter, passenger side	BK-WH
3	-		-	-		-
4	63/12	Junction point	BK-GN	8/31 8/32	Airbag igniter, passenger side Igniter, airbag stage 2, passenger side	BK-GN
5	4/9B:11	Supplemental Restraint System Module (SRS)	OG	8/32:1	Igniter, airbag stage 2, passenger side	OG
6	4/9B:10	Supplemental Restraint System Module (SRS)	BK-YE	8/32:2	Igniter, airbag stage 2, passenger side	BK-YE

64/545
6-pin light gray

No.	Dashboard harness			Climate control system harness		
1	4/56A:44	Central Electronic Module (CEM)	YE	6/95:1 6/103:1 6/96:1 6/48:1 6/102:1 7/159:1	Damper Motor Module (DMM), left-hand side§ Damper Motor Module (DMM), floor/ventilation Damper Motor Module (DMM), right-hand side Damper Motor Module (DMM), recirculation Damper Motor Module (DMM), defroster Air Quality Sensor (AQS)	RD
2	3/112:5	Climate Control Module (CCM)	YE-GN	7/41:1	Evaporator temperature sensor	BU-YE
3	63/83	Junction point	WH	6/95:2 6/103:2 6/95:2 6/48:2 6/103:2 7/159:2	Damper Motor Module (DMM), left-hand side Damper Motor Module (DMM), floor/ventilation Damper Motor Module (DMM), left-hand side Damper Motor Module (DMM), recirculation, RHD Damper Motor Module (DMM), floor/ventilation, RHD Air Quality Sensor (AQS), RHD	YE

64/545
6-pin light gray

No.	Dashboard harness			Climate control system harness		
4	63/25	Junction point	BK	6/95:3 6/103:3 6/96:3 6/48:3 6/102:3 7/159:3	Damper Motor Module (DMM), left-hand side Damper Motor Module (DMM), floor/ventilation Damper Motor Module (DMM), right-hand side Damper Motor Module (DMM), recirculation Damper Motor Module (DMM), defroster Air Quality Sensor (AQS)	BN
5	63/14	Junction point	BN-GN	7/41:3	Evaporator temperature sensor	GN-OG
6	63/11	Junction point	WH-GN	7/159:2 6/102:2 6/48:2 6/96:2	Air Quality Sensor (AQS) Damper Motor Module (DMM), defroster Damper Motor Module (DMM), recirculation Damper Motor Module (DMM), right-hand side	VT

64/599
1-pin black

No.	Floor harness			SUB harness (Accessories)		
1	16/79A:3	Subwoofer Module (SUB)	RD	4/56C:17	Central Electronic Module (CEM)	OG-GN

64/600
4-pin

No.	Engine harness			Glow plug harness		
1	64/90:27	Connector	GN-OG	20/25:1	Glow plug	GN-OG
2	64/90:26	Connector	GN-OG	20/24:1	Glow plug	GN-OG
3	64/90:25	Connector	GN-OG	20/23:1	Glow plug	GN-OG
4	64/90:24	Connector	GN-OG	20/22:1	Glow plug	GN-OG

64/814
2-pin black

No.	Engine compartment harness			ABS harness		
1	4/16:45	Brake Control Module (BCM)	WH	7/31:1	ABS sensor, front left	WH
2	4/16:46	Brake Control Module (BCM)	BN	7/31:2	ABS sensor, front left	BN

64/815
2-pin black

No.	Engine compartment harness			ABS harness		
1	4/16:34	Brake Control Module (BCM)	WH-RD	7/32:1	ABS sensor, front right	WH
2	4/16:33	Brake Control Module (BCM)	BN-RD	7/32:2	ABS sensor, front right	BN

64/816
2-pin black

No.	Floor harness			ABS harness, left rear		
1	64/113:1	Connector	WH	7/56:1	ABS sensor, rear left	WH
2	64/113:2	Connector	BN	7/56:2	ABS sensor, rear left	BN

64/817
2-pin black

No.	Floor harness			ABS harness, right rear		
1	64/113:3	Connector	YE-GN	7/57:1	ABS sensor, rear right	WH
2	64/113:4	Connector	WH-GN	7/57:2	ABS sensor, rear right	BN

64/861
1-pin black

No.	Harness, PTC element, Climate control system			Engine compartment harness		
1	9/41A:2	PTC element	RD	F5:2	Fuse	RD

64/862
1-pin white

No.	Harness, PTC element, Climate control system			Engine compartment harness		
1	9/41A:1	PTC element	-	31/112	Ground connection	BK

64/977A
2-pin

No.	Floor harness			Infotainment harness		
1	64/979G:1	Connector	OG	64/979:1 16/108C:2	Connector Multimedia Module (MMM)	OG
2	64/978:2	Connector	OG	64/979:2 16/60D:1	Connector Phone Module (PHM)	OG

64/978
2-pin

No.	Floor harness			MOST/GPS harness		
1	64/979G:2	Connector	OG	16/105D:1 16/79B:2	Audio Module (AUD) Subwoofer Module (SUB)	OG
2	64/977A:2	Connector	OG	16/105D:2 16/139C:2	Audio Module (AUD) Global Positioning System Module (GPS)	OG

64/979
2-pin

No.	Dashboard harness			Infotainment harness		
1	16/1B:2	Infotainment Control Module (ICM)	OG	64/977A:1 16/108C:1	Connector Multimedia Module (MMM)	OG
2	16/107A:1M	Media Player Module (MPM)	OG	64/977A:2 16/60D:2	Connector Phone Module (PHM)	OG

64/979G
2-pin

No.	MOST/TMC harness			Floor harness		
1	64/977A:1	Connector	OG	16/94C:1	AM/FM Tuner Module (AFM)	OG
2	64/978:1	Connector	OG	16/94C:2 16/49C:2	AM/FM Tuner Module (AFM) Traffic Message Channel Module (TMC)	OG

Junction points
63/5 - 63/25G

63/5

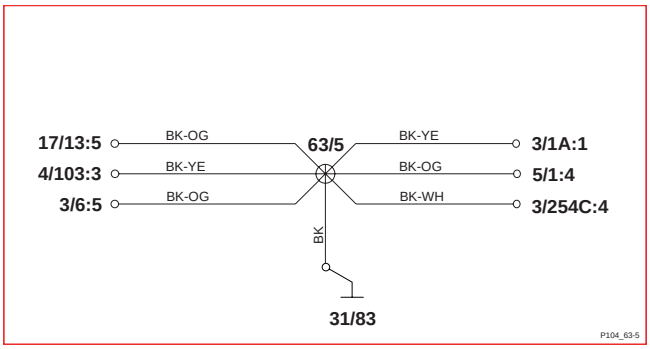

63/13

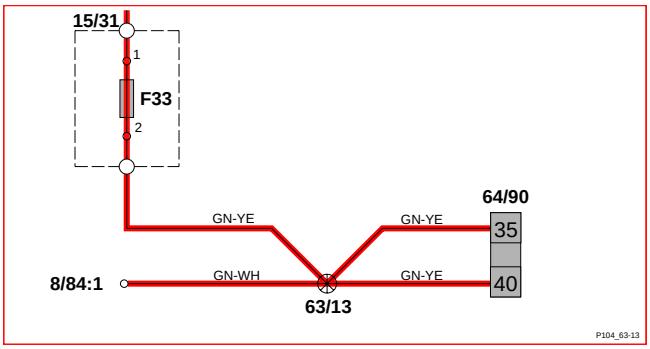

63/6

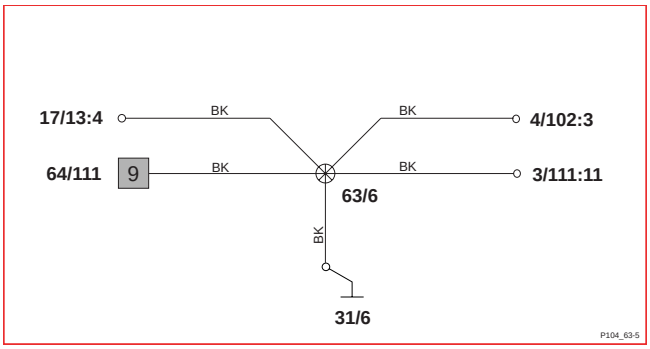

63/14

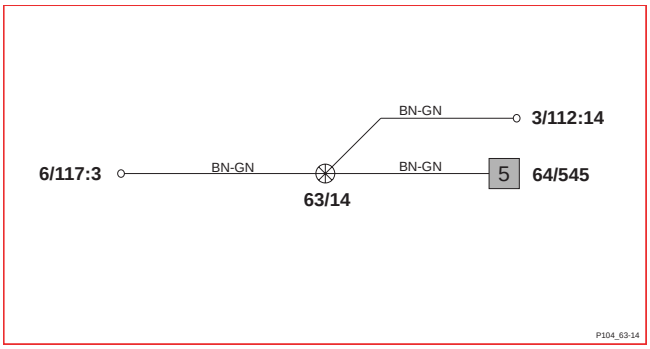

63/10

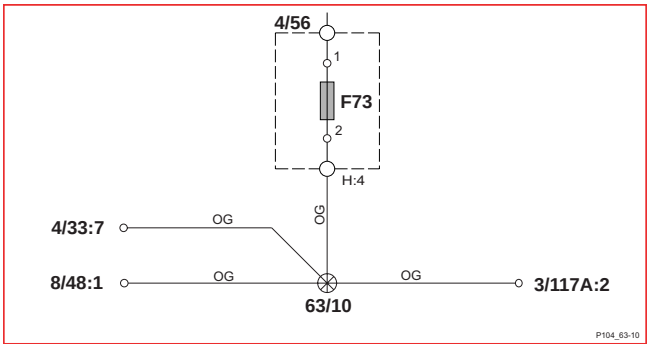

63/15

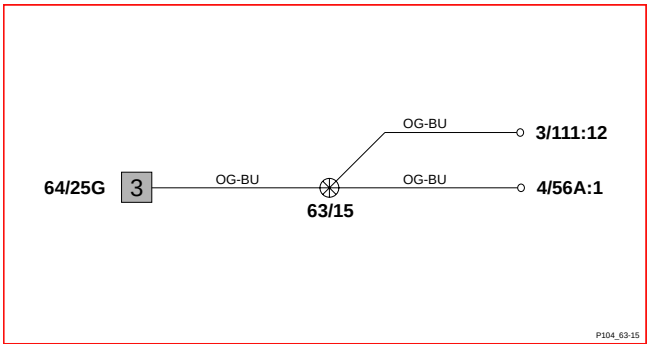

63/11

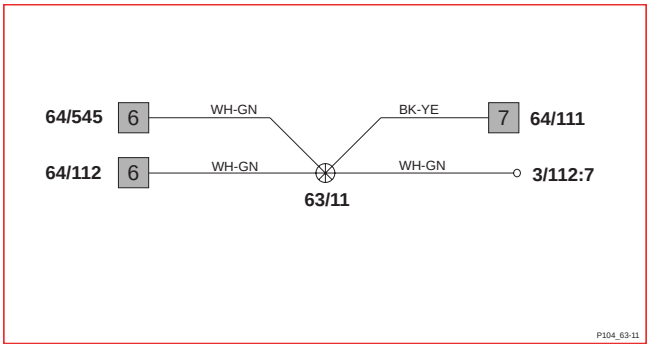

63/25

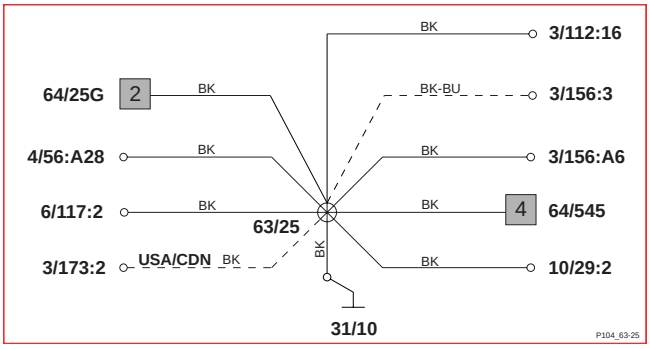

63/12

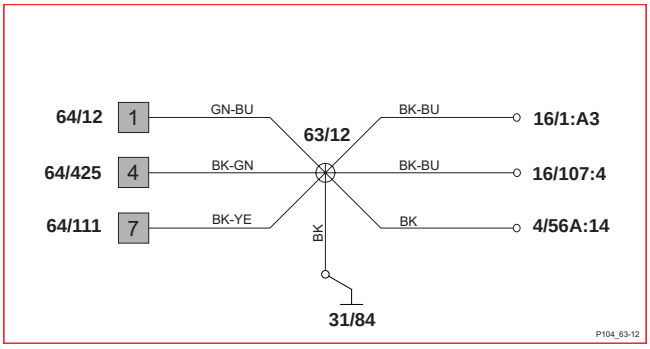

63/25G

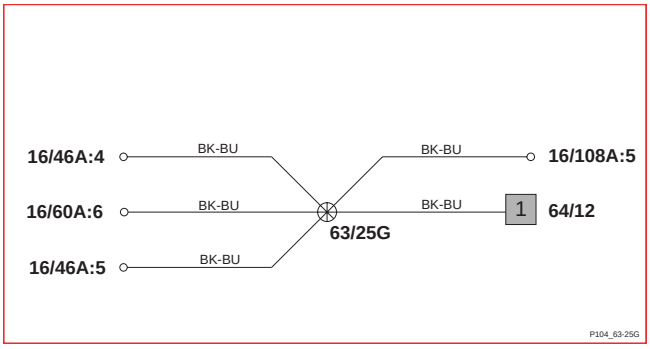

Junction points
63/27 - 63/56

63/27

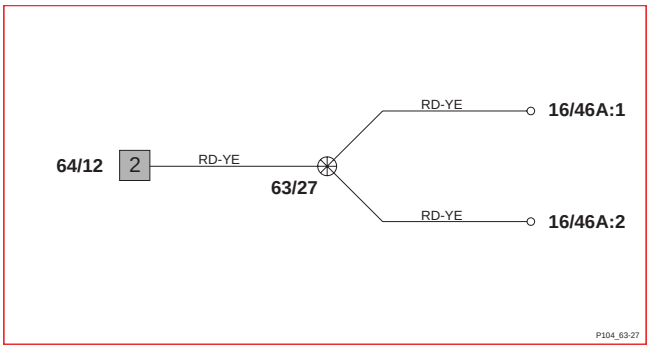

63/53 Gasoline

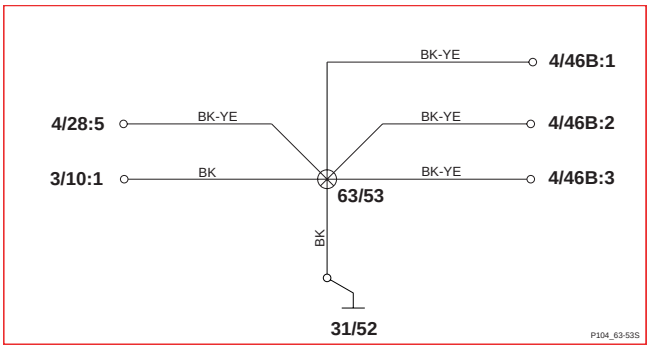

63/28

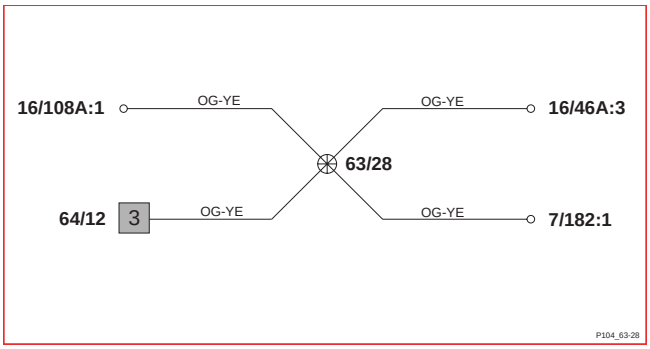

63/53 Diesel

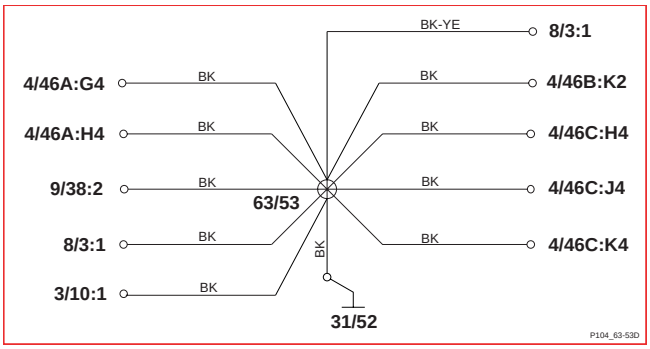

63/29

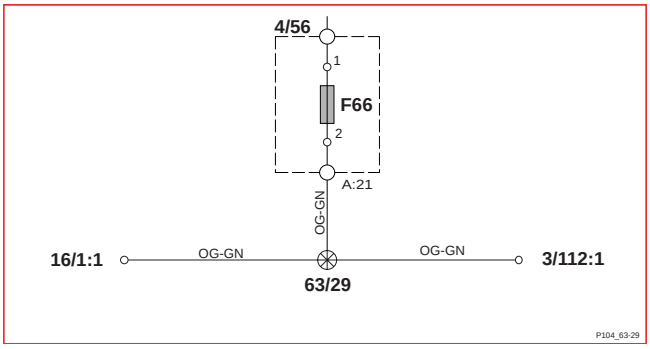

63/54

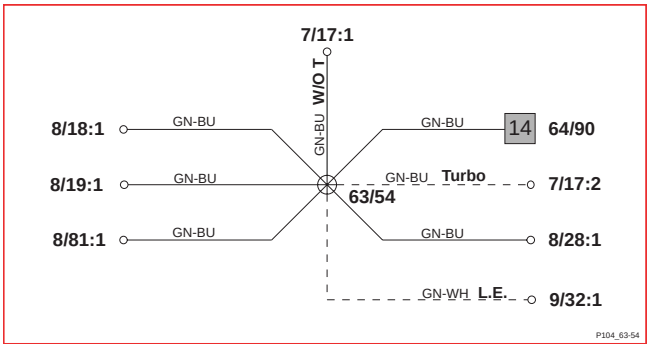

63/29G

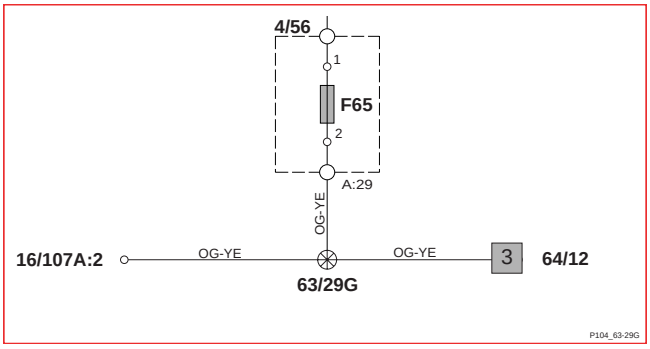

63/56

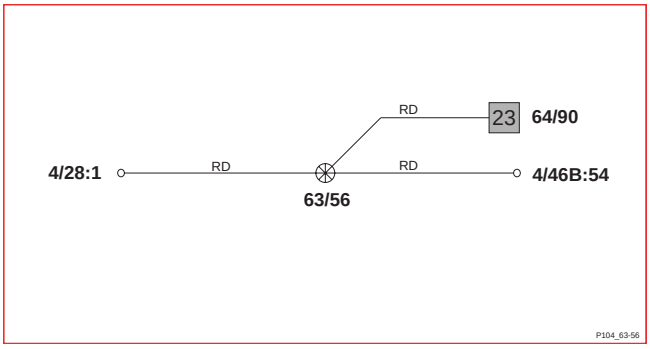

63/30

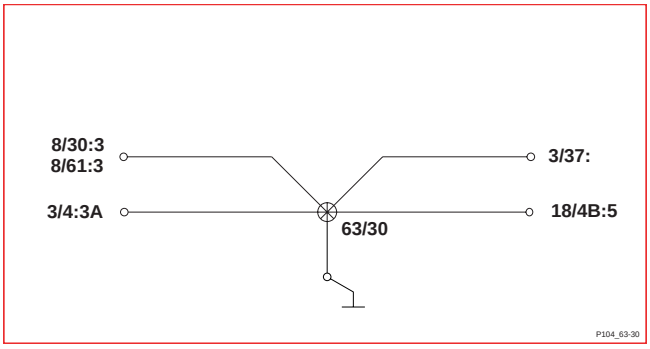

63/61

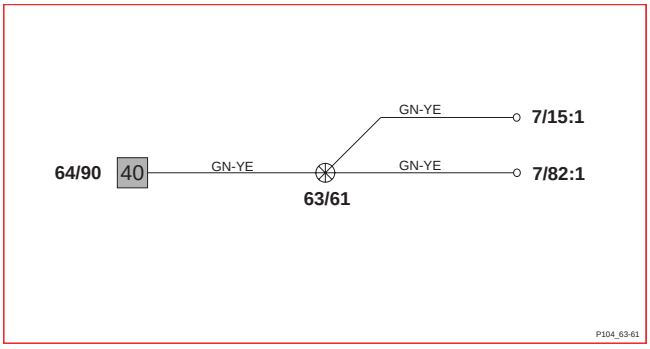

Junction points
63/65 - 63/93

63/65

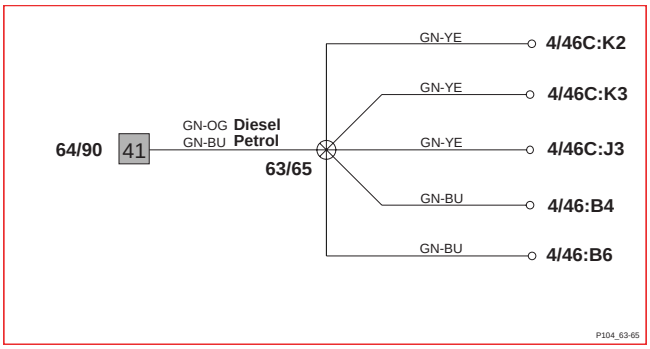

63/90

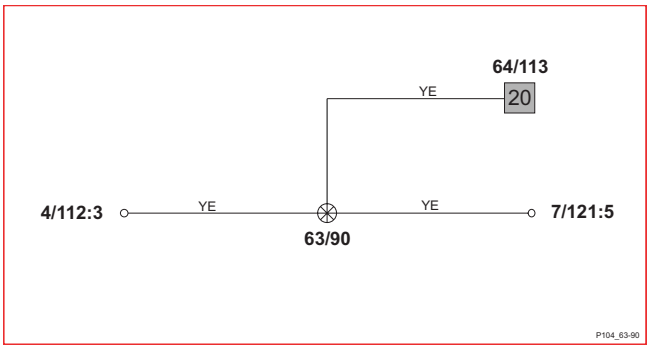

63/83

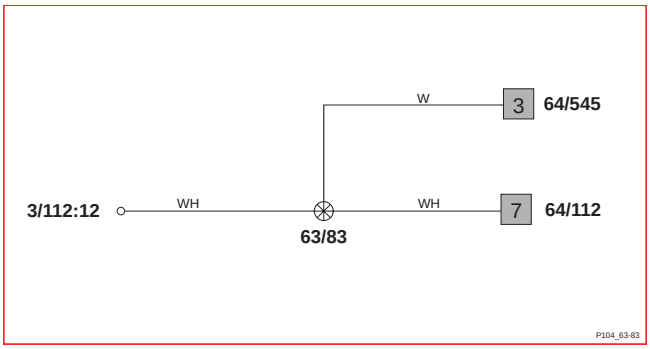

63/91

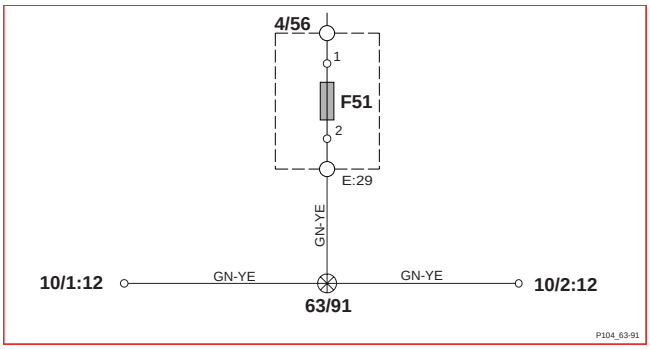

63/86

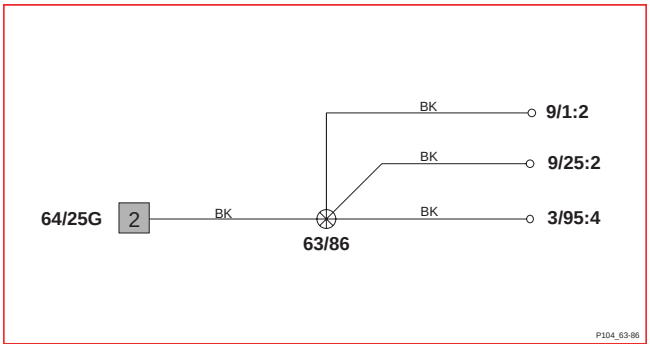

63/91G

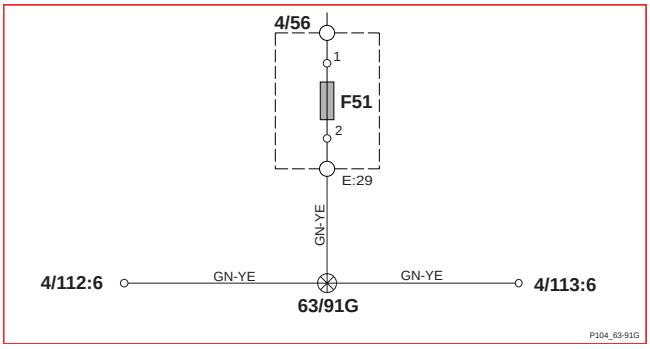

63/87

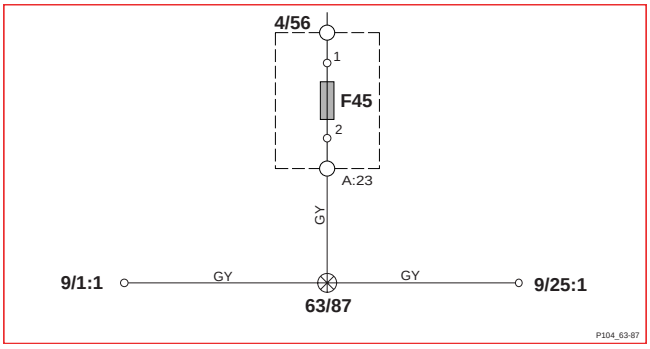

63/92

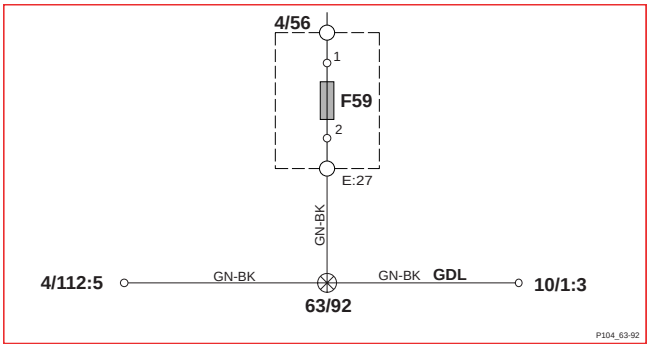

63/89

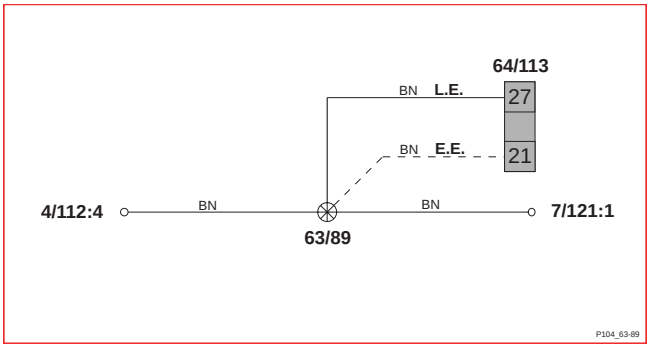

63/93

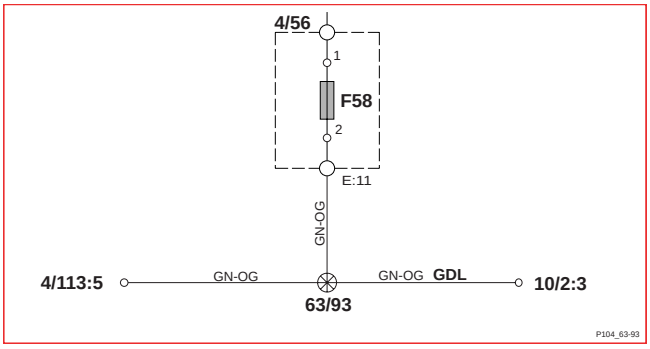

Junction points
63/97 - 63/130

63/97 Gasoline normally aspirated

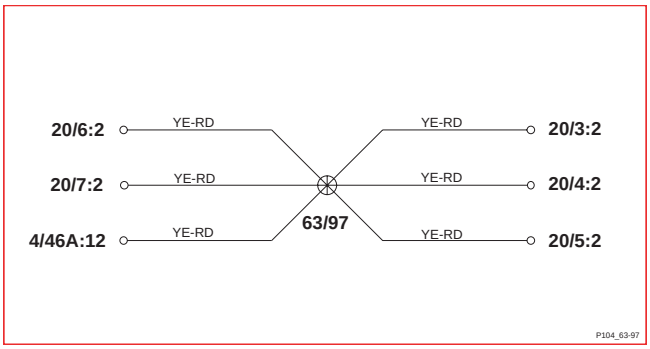

63/98 Gasoline

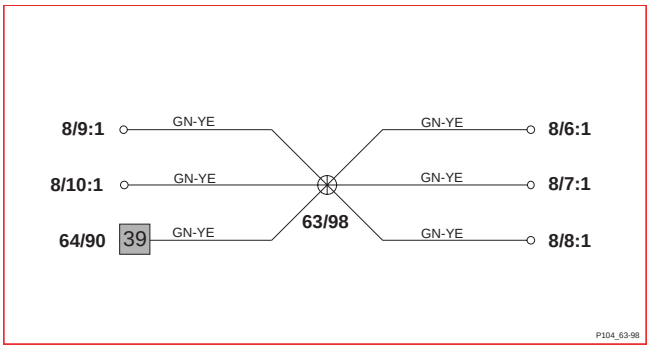

63/103 Gasoline

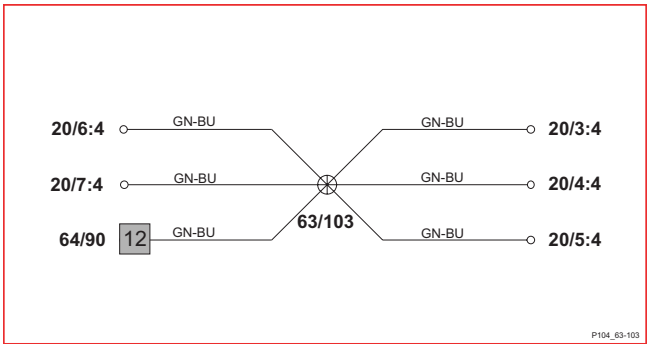

63/106

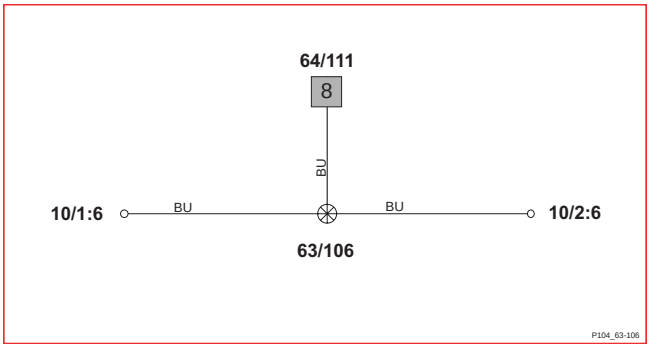

63/108

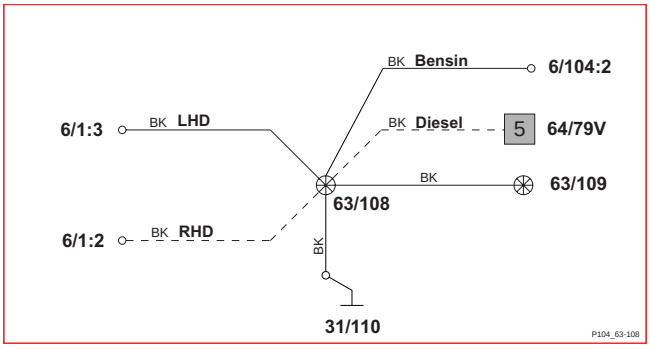

63/109

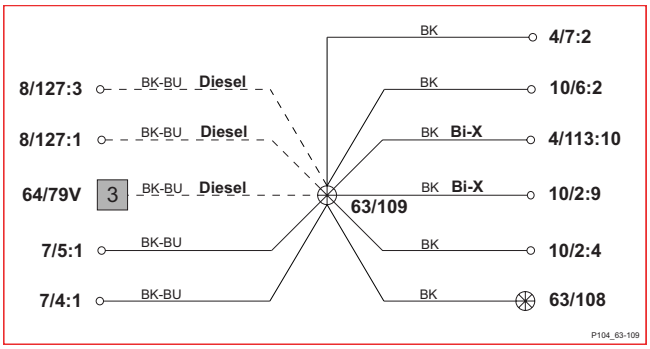

63/120

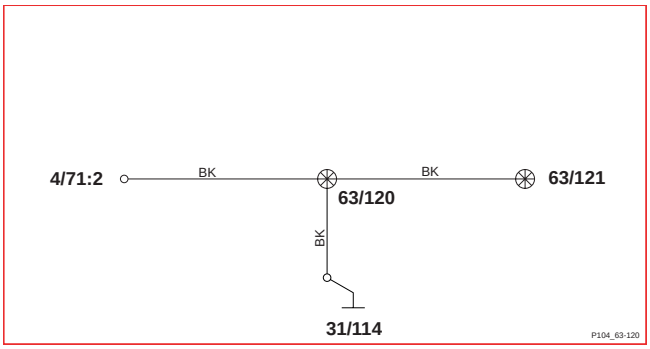

63/121

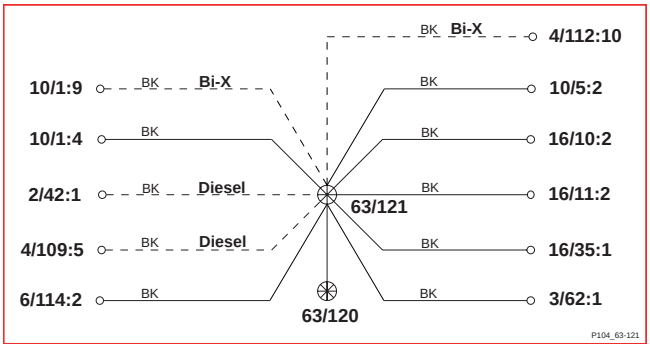

63/124

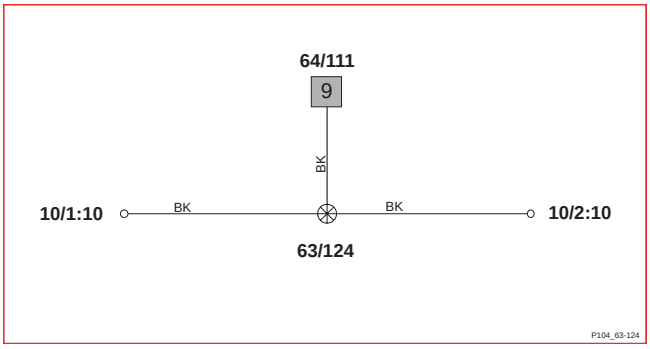

63/130

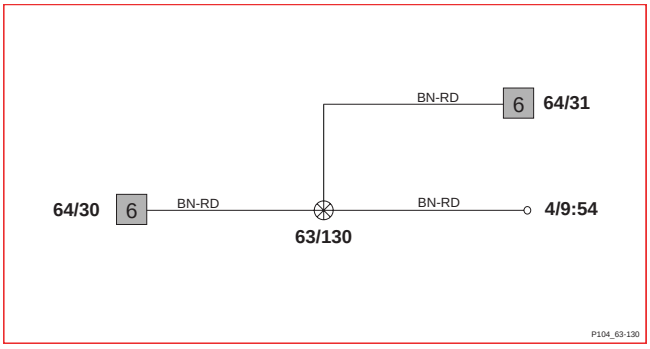

Junction points
63/139 - 63/199

63/139

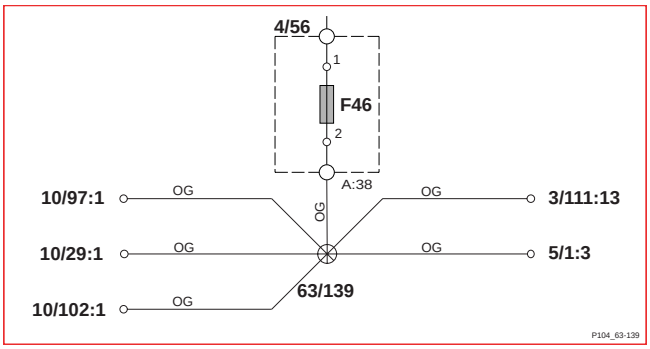

63/173

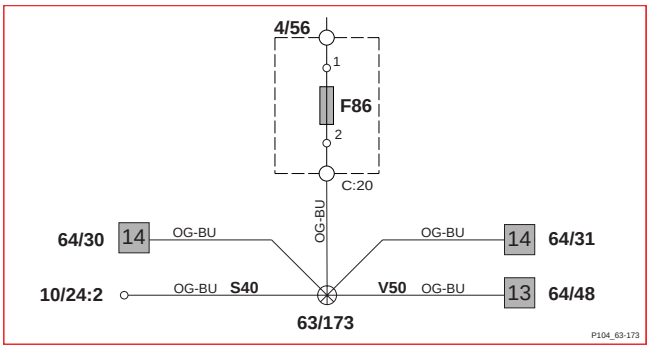

63/148

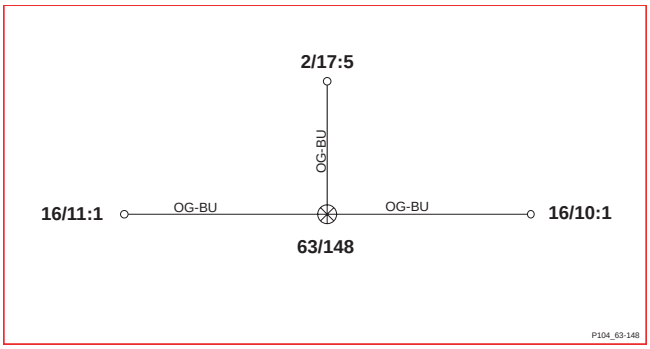

63/192

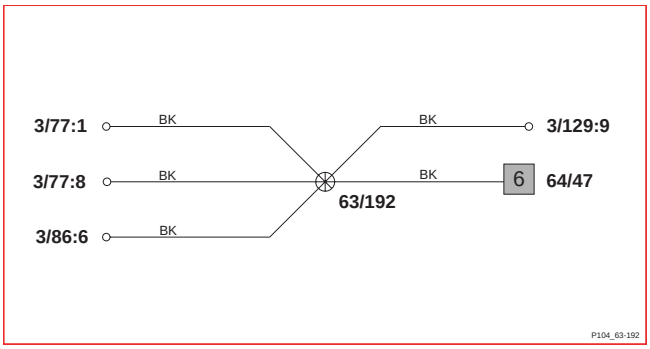

63/170

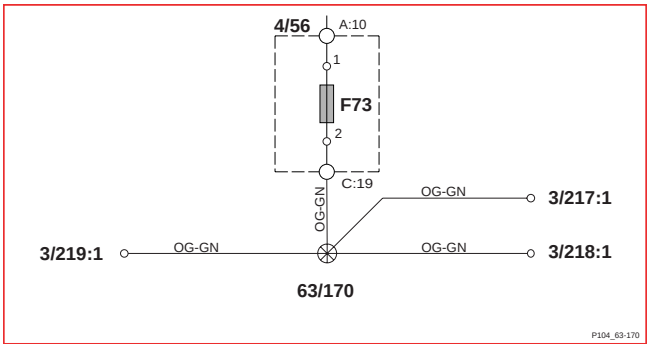

63/192A

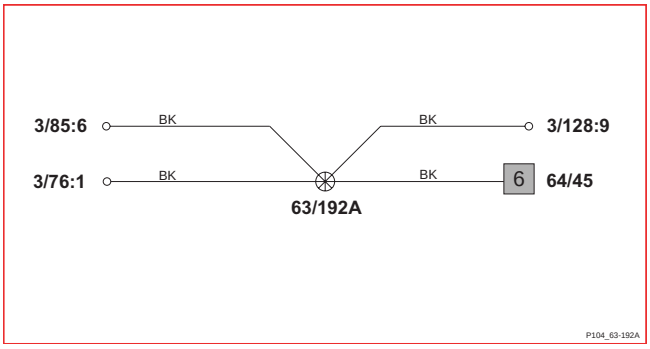

63/171

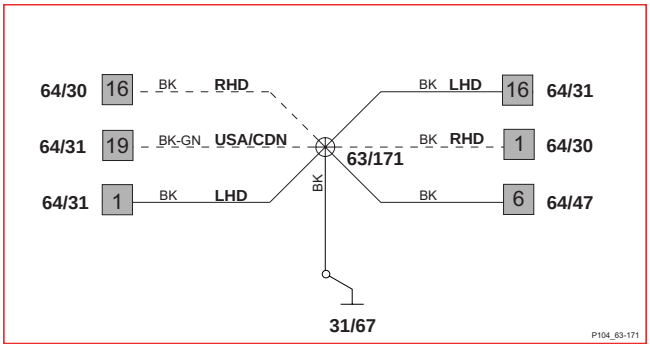

63/196

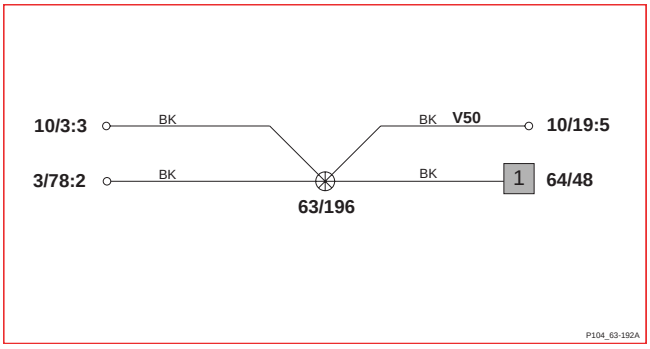

63/172

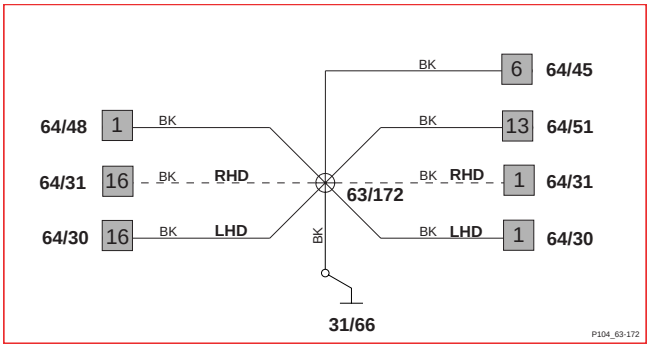

63/199

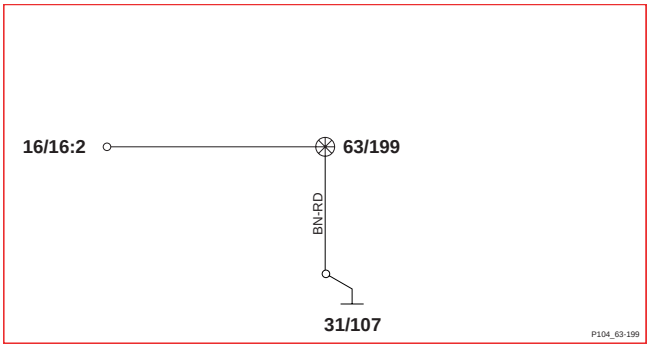

Junction points
63/211 - 63/221

63/211

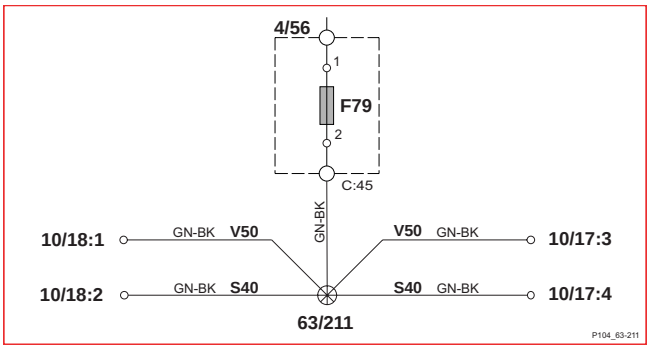

63/216

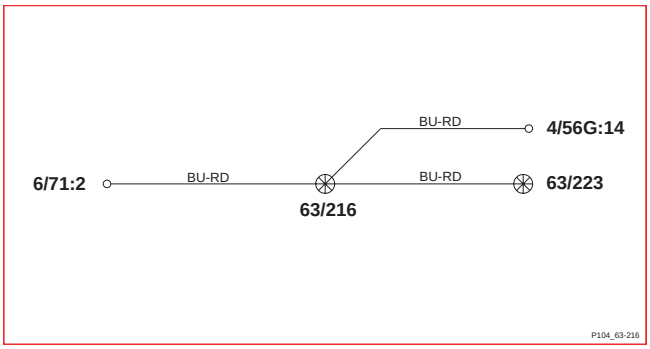

63/213

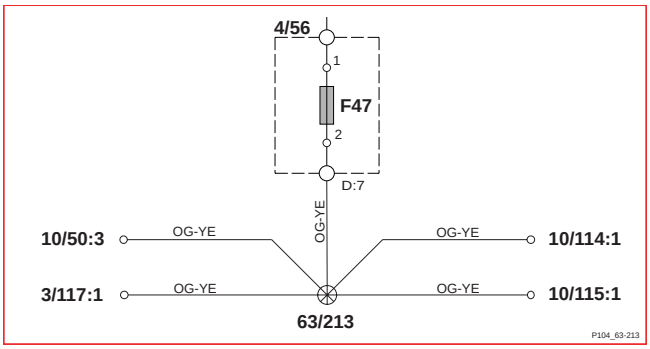

63/217 V50

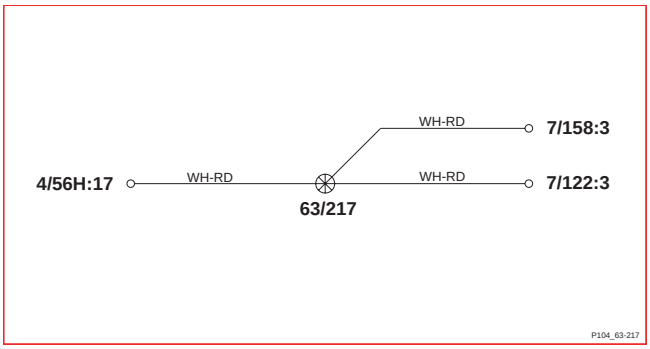

63/214E V50

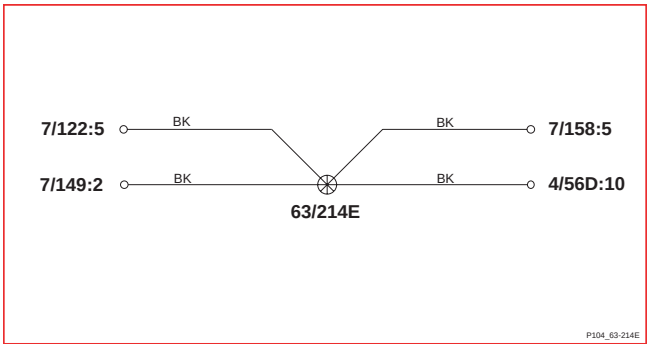

63/218 V50

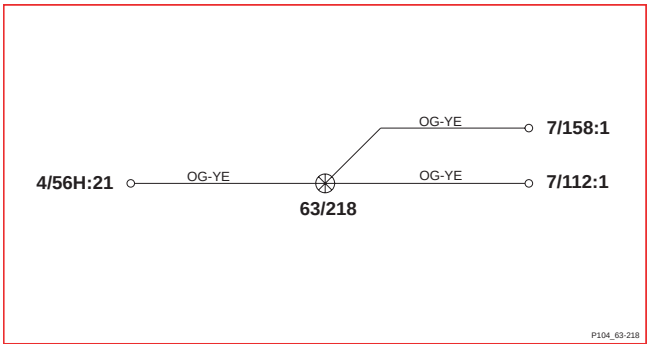

63/214G

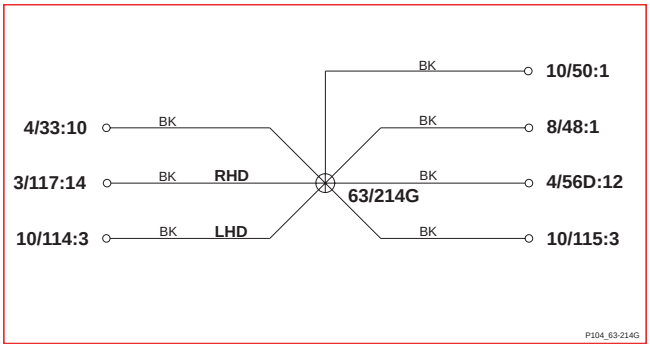

63/220

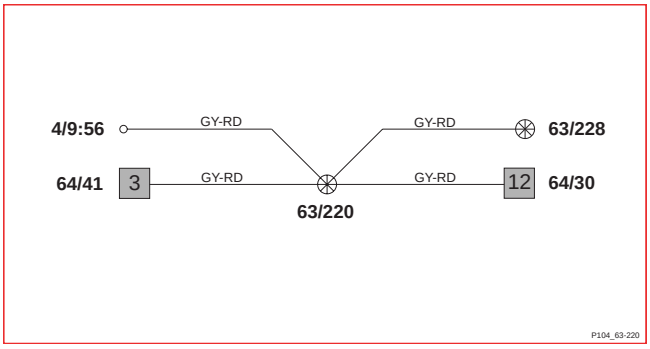

63/215

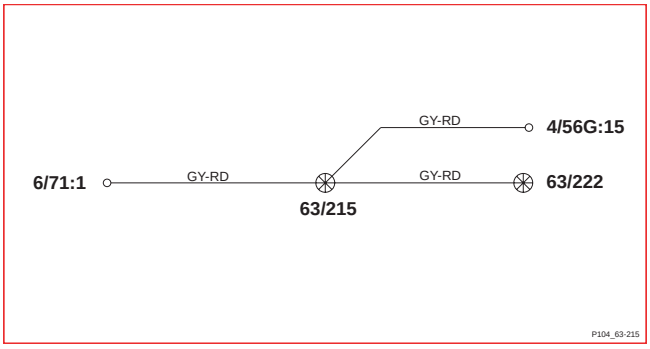

63/221

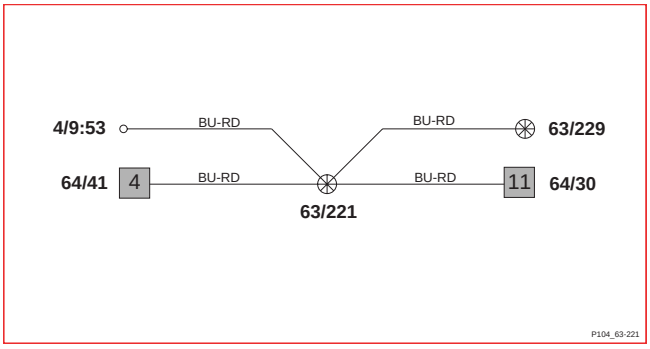

Junction points
63/222 - 63/504G

63/222

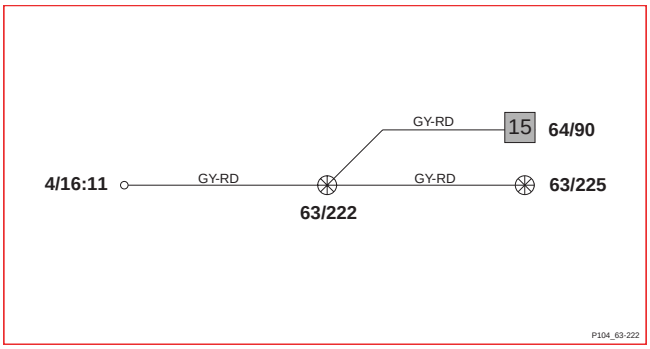

63/229

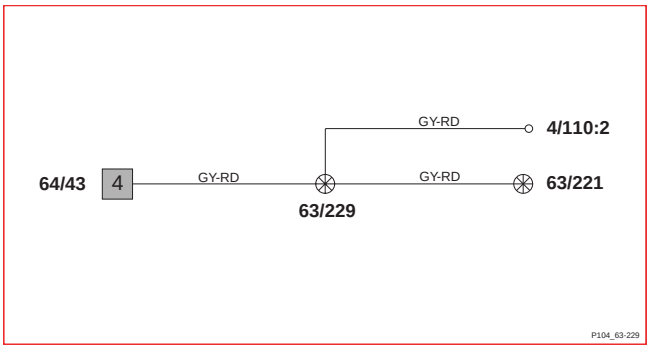

63/223

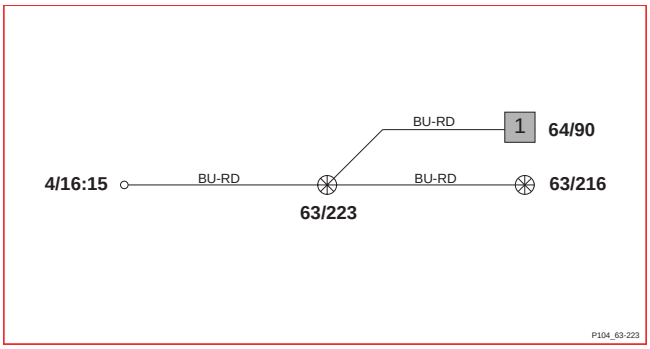

63/339G

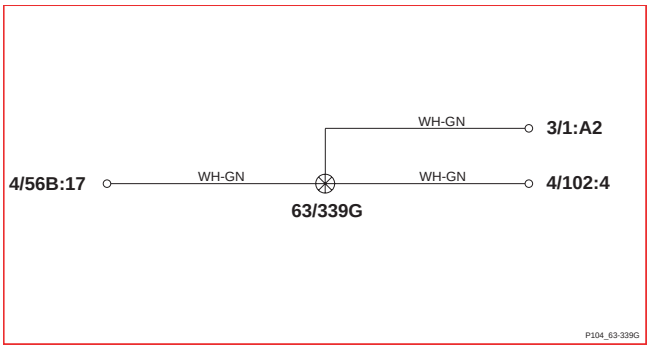

63/228

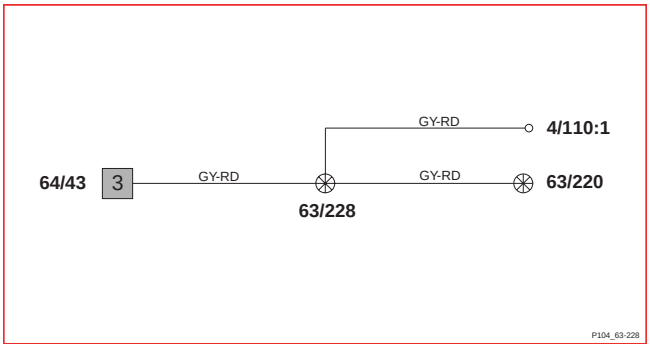

63/504G

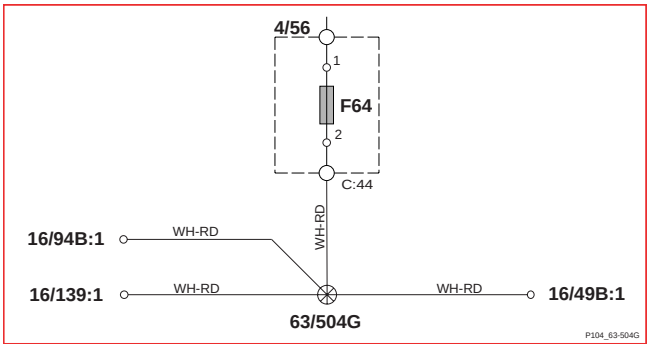

Cable harness routing in vehicle
Engine harness, Gasoline 5 cyl

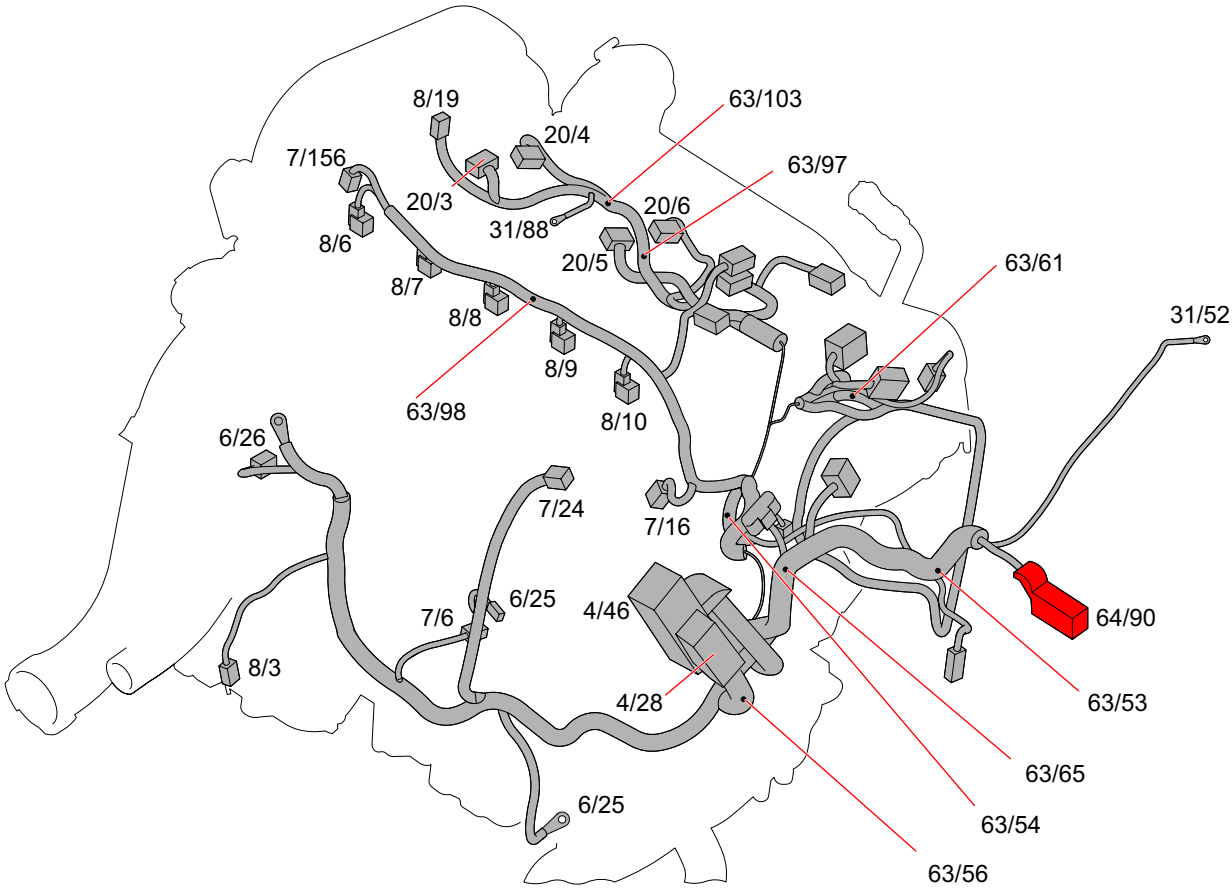

Cable harness routing in vehicle
Engine harness, Gasoline 5-cyl Turbo

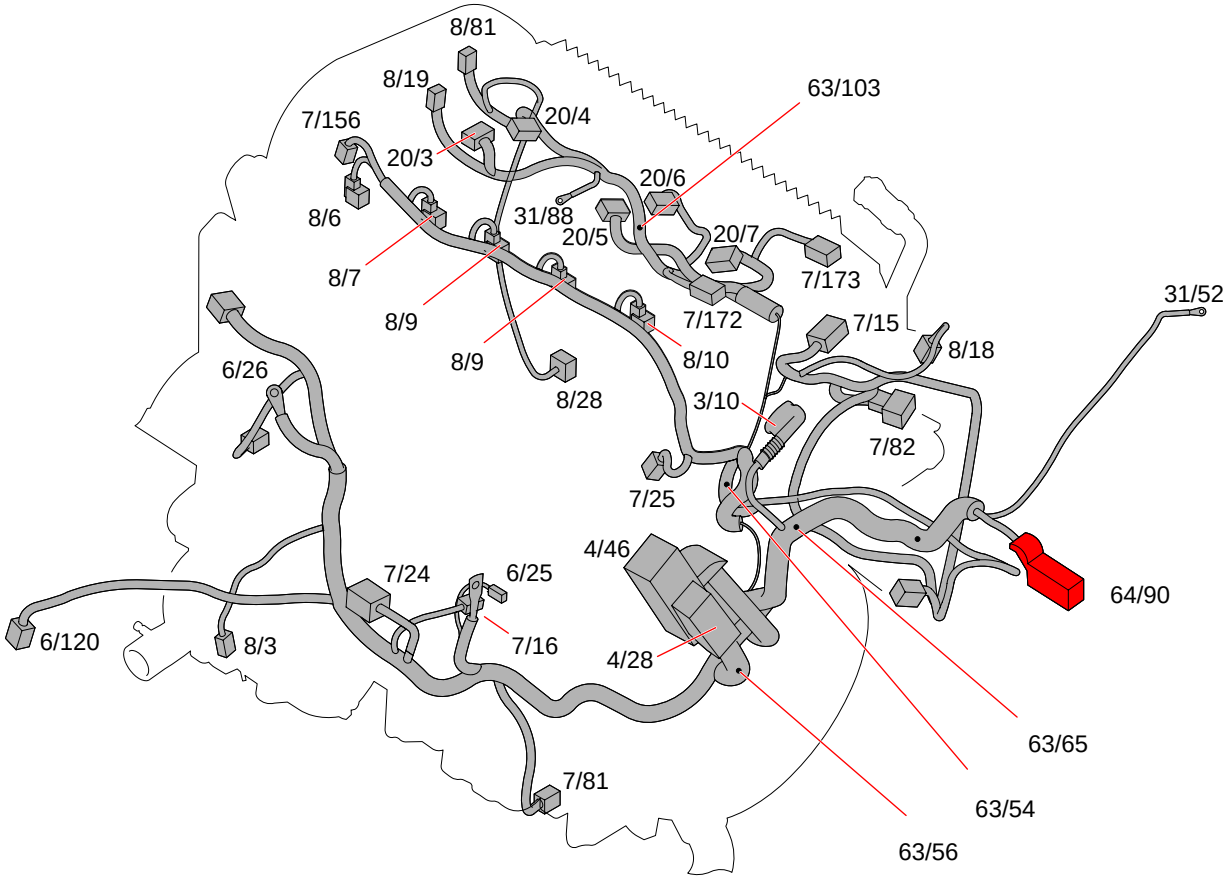

Cable harness routing in vehicle
Engine compartment harness

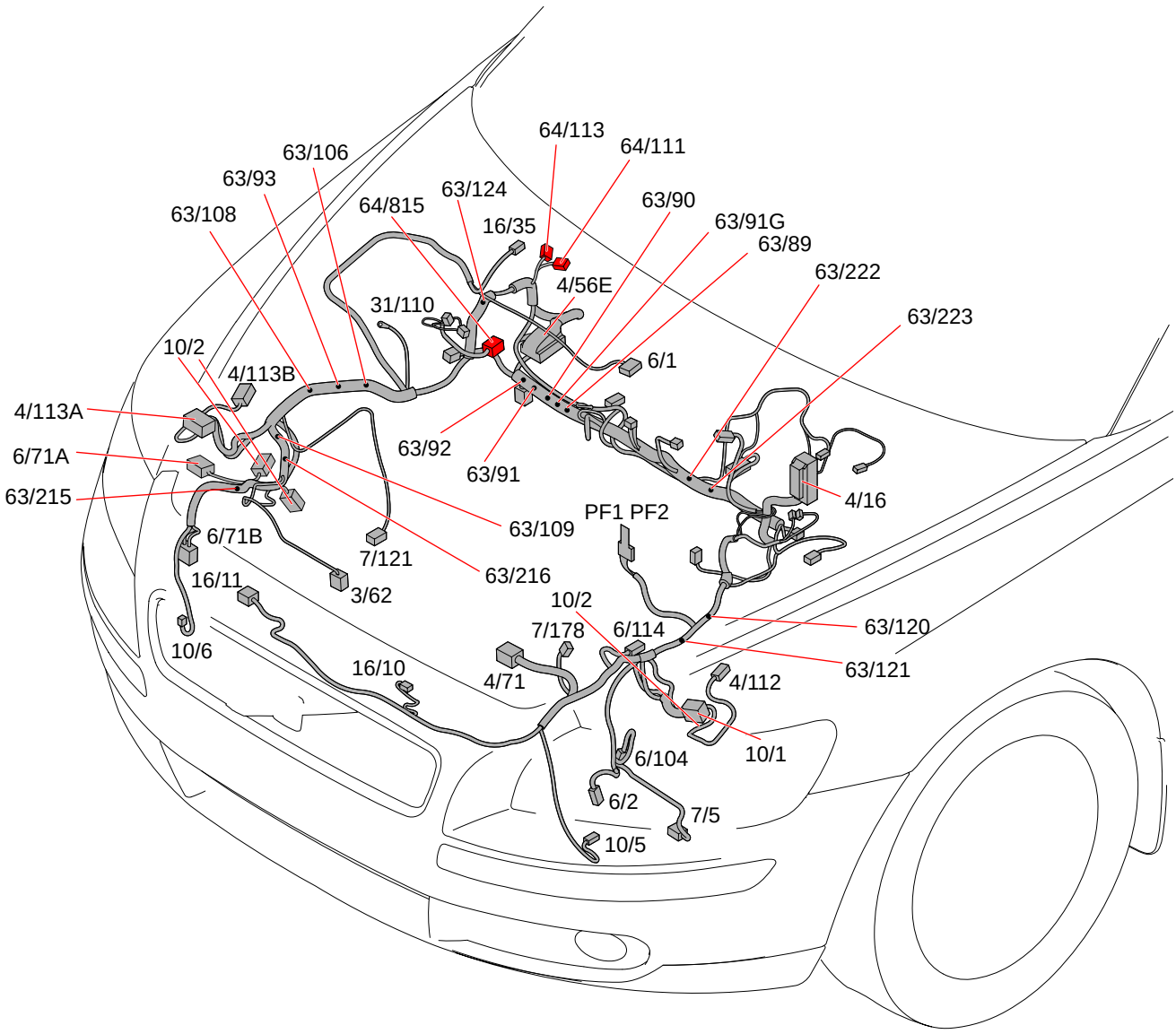

Cable harness routing in vehicle
Dashboard harness

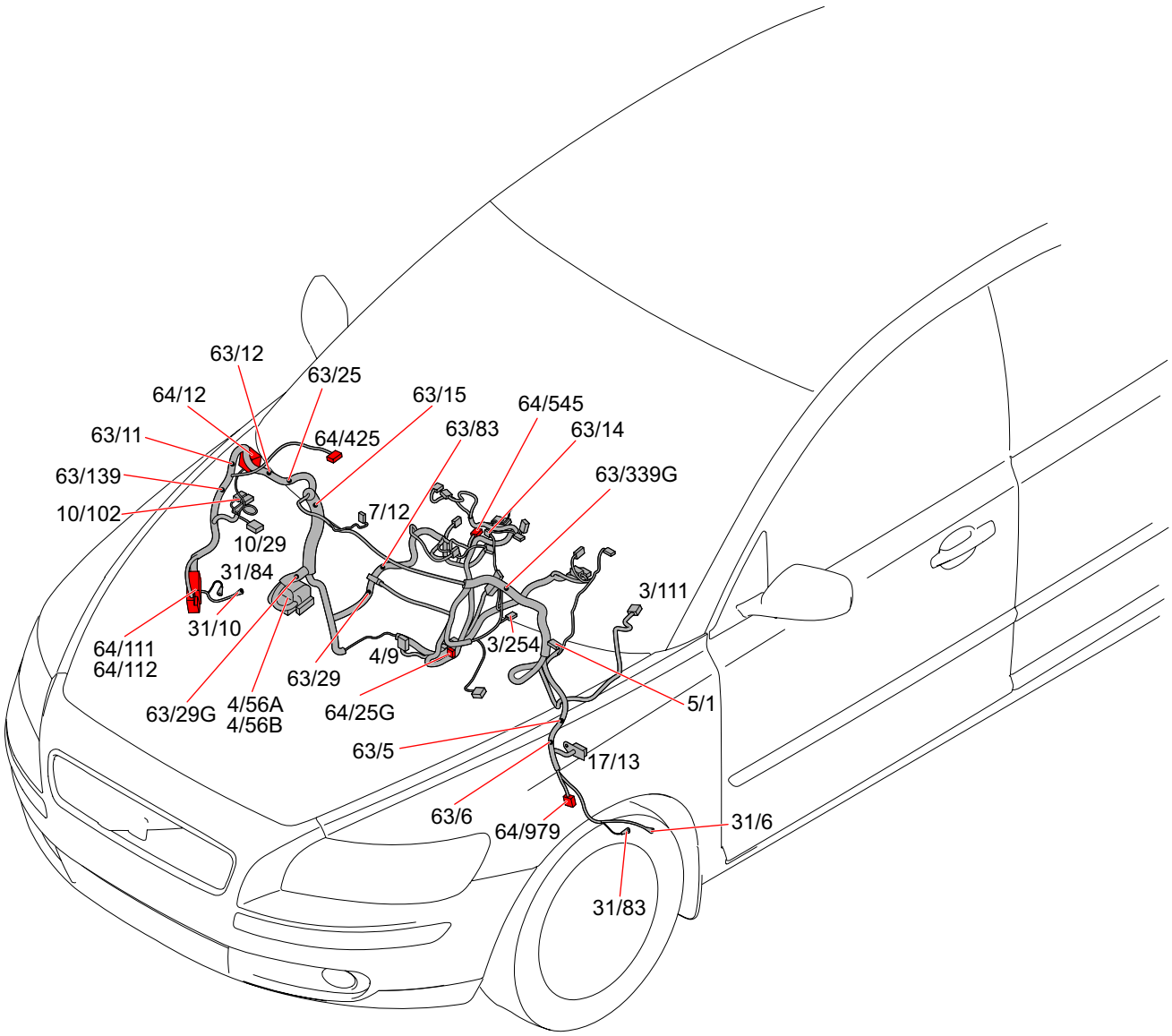

Cable harness routing in vehicle
Infotainment harness

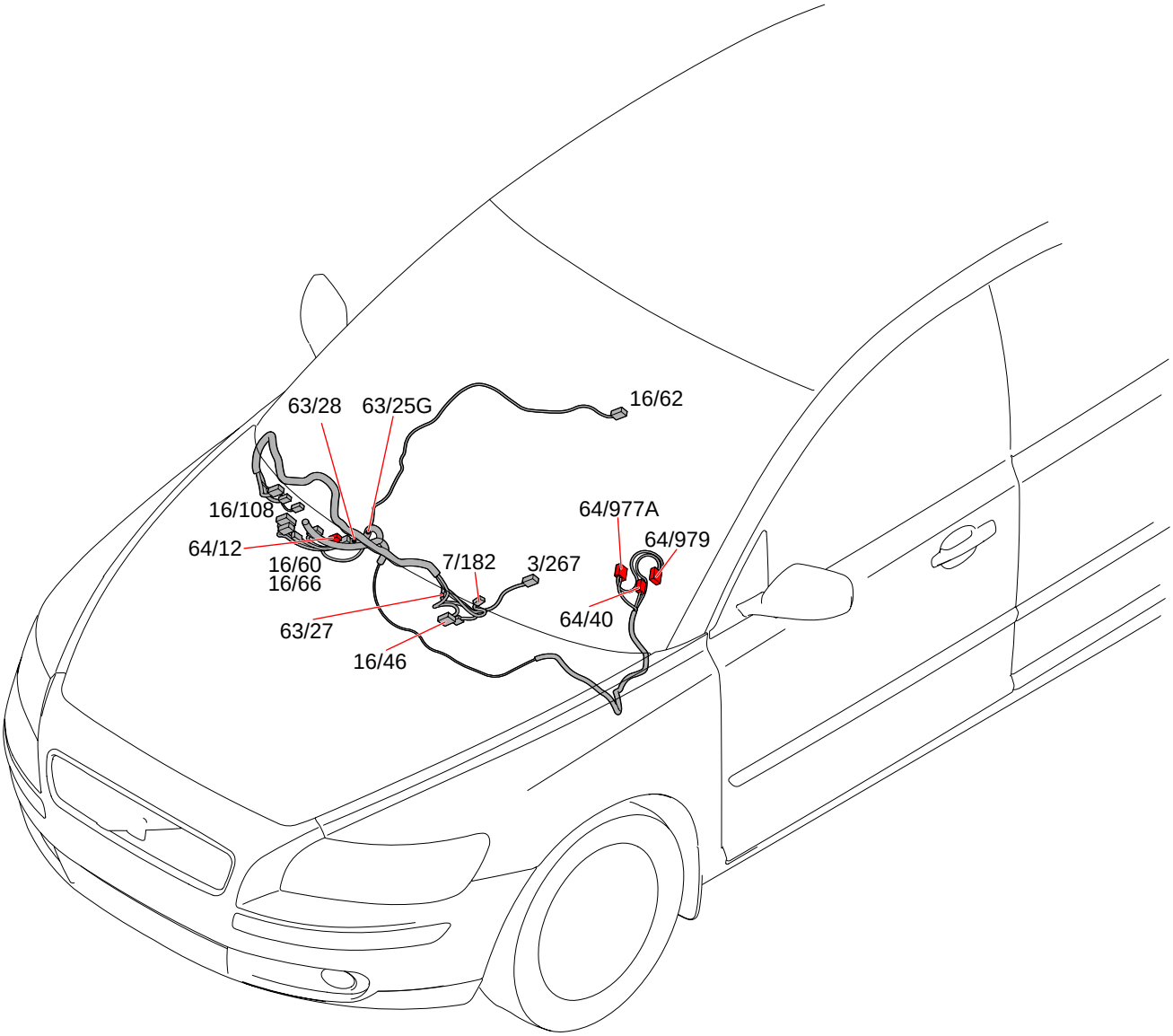

Cable harness routing in vehicle
Floor harness

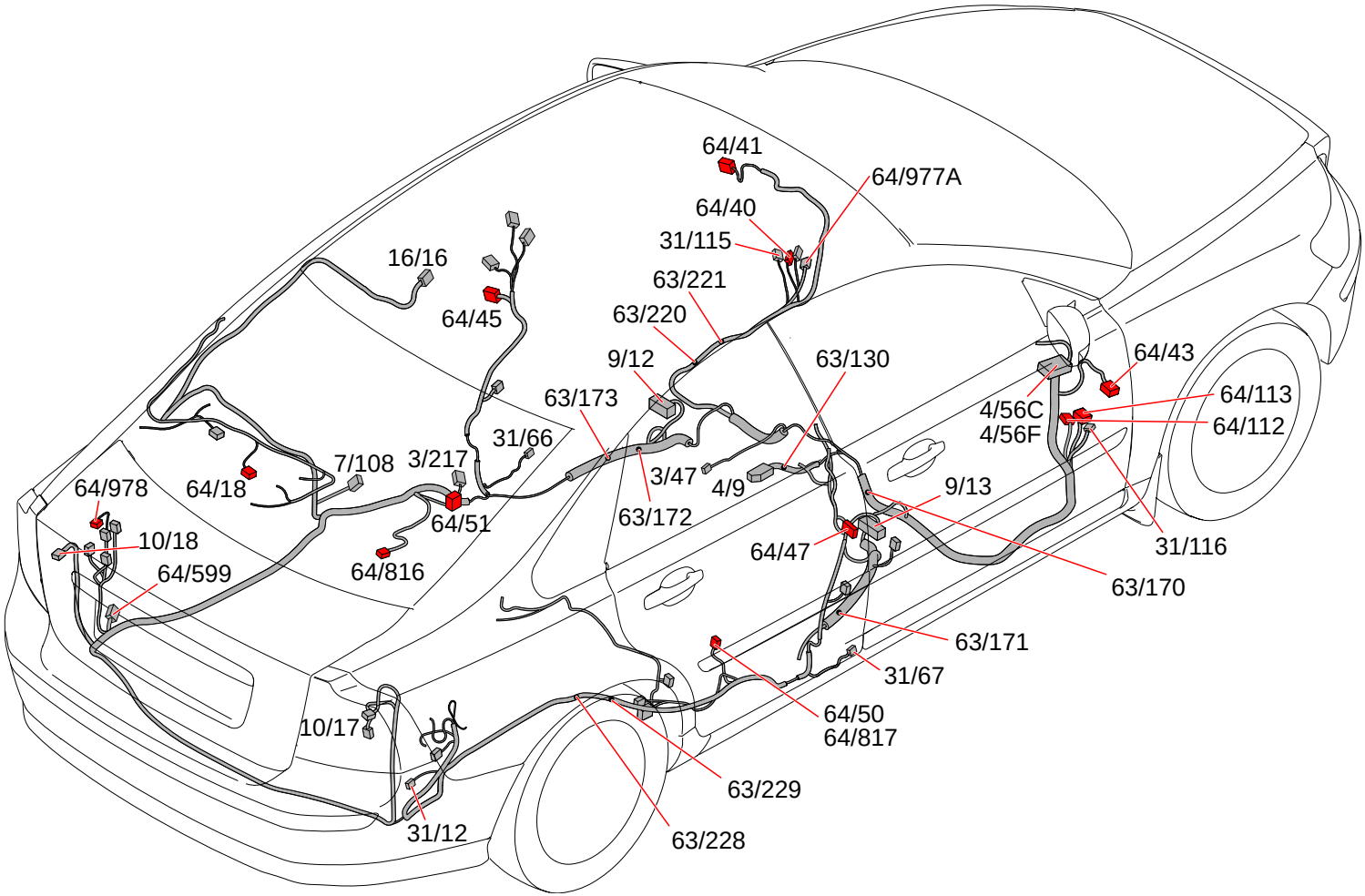

Cable harness routing in vehicle
Roof harness, S40

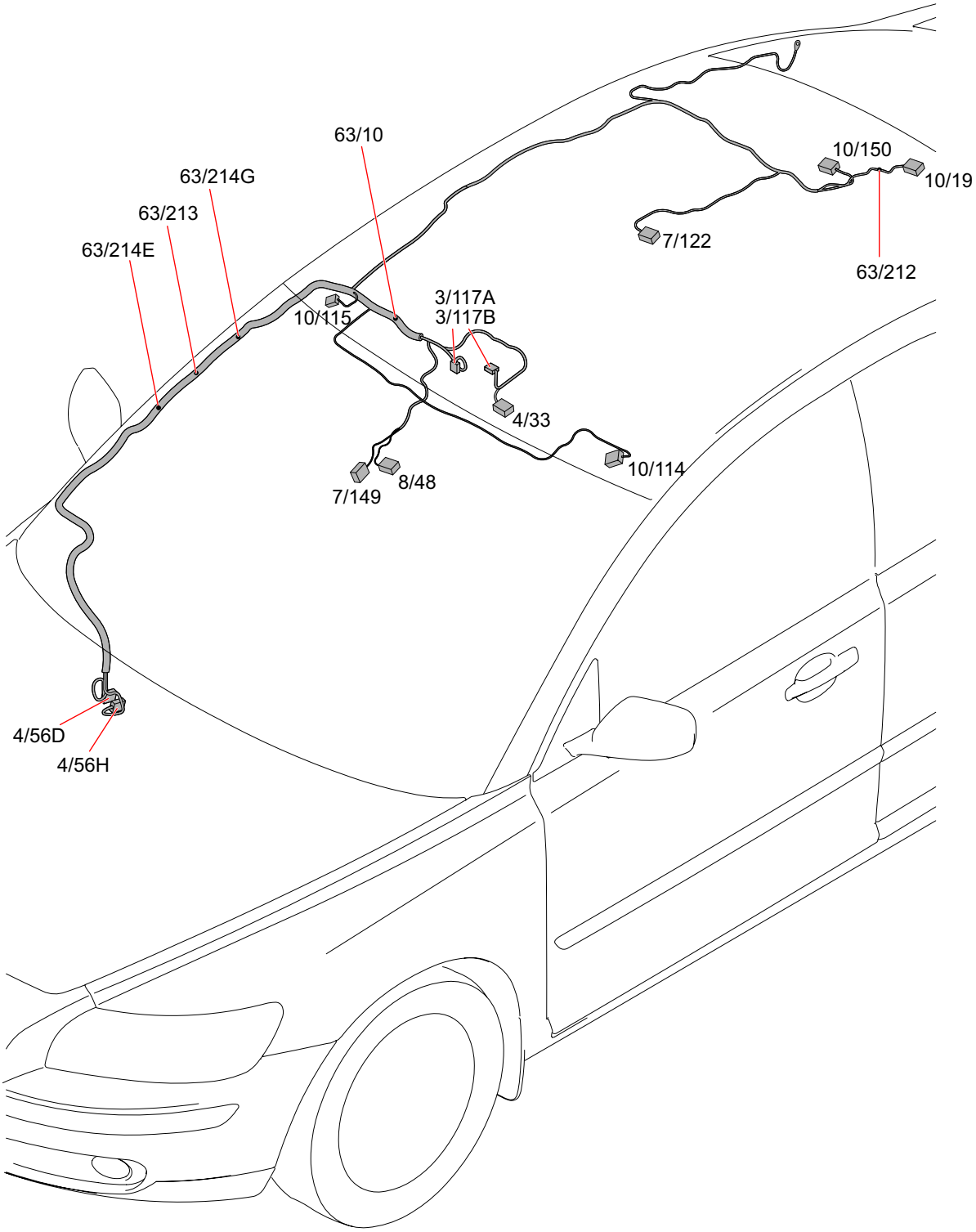

Cable harness routing in vehicle
Roof harness, V50

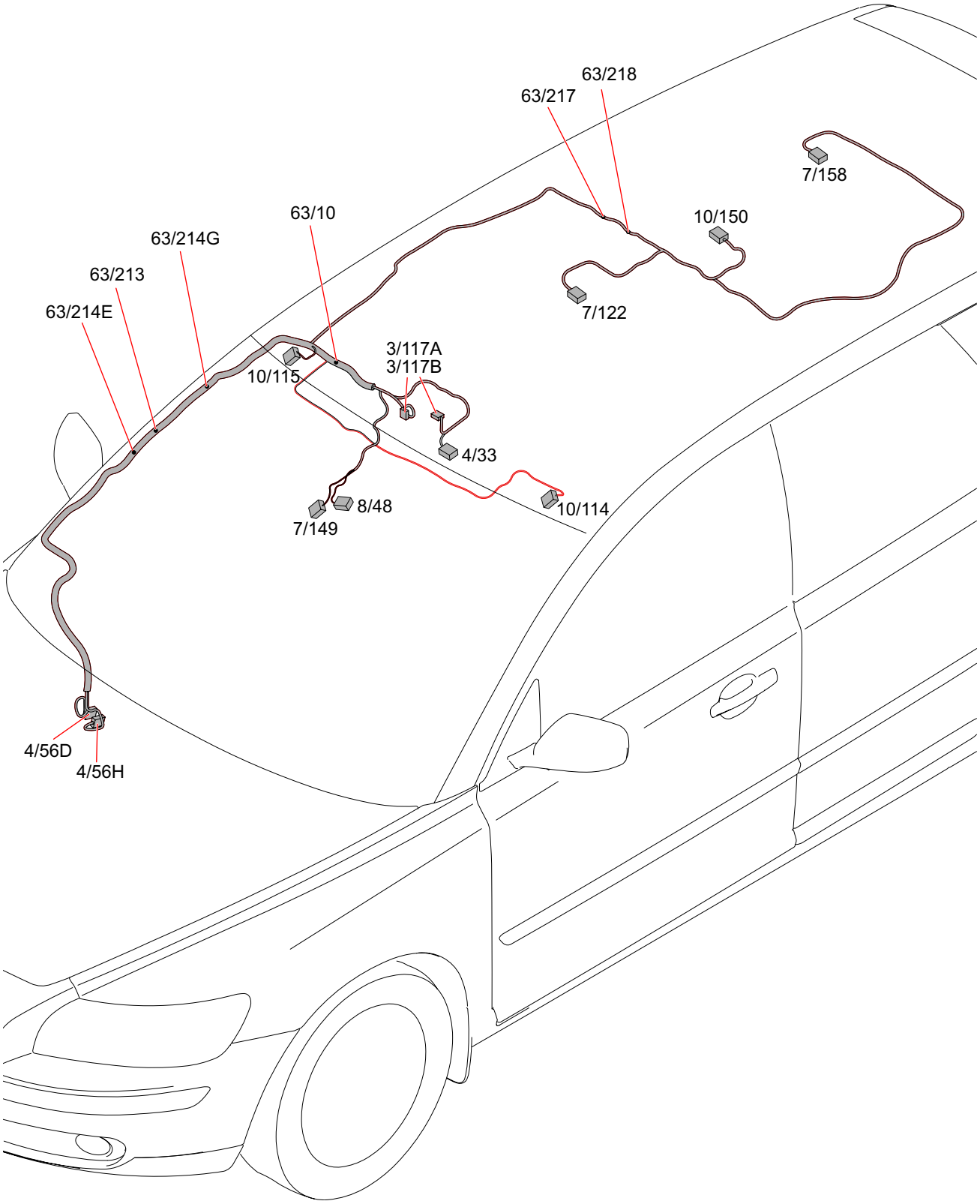

Cable harness routing in vehicle
Tunnel harness

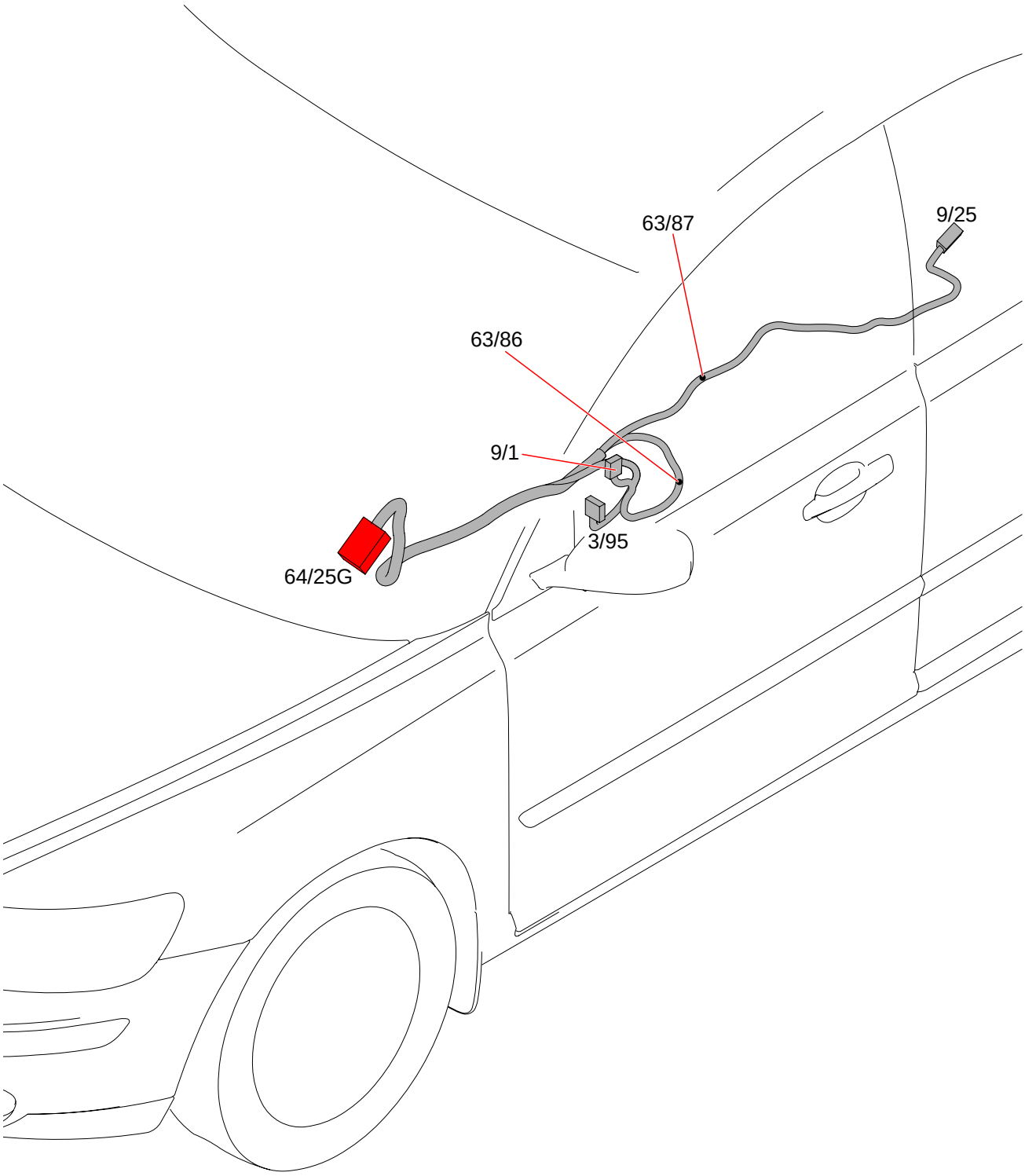

Cable harness routing in vehicle
Driver's door harness

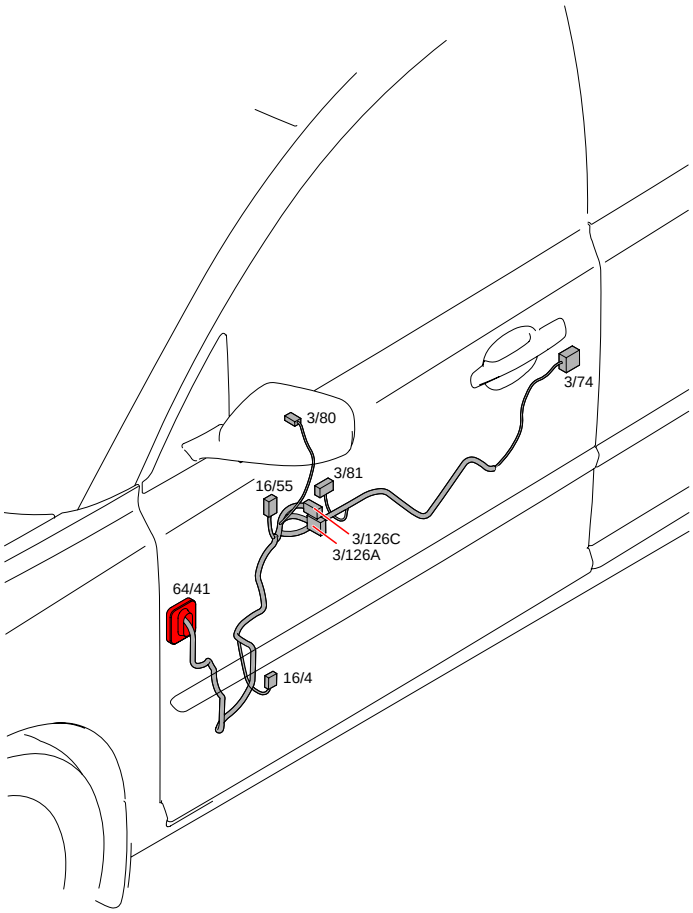

Cable harness routing in vehicle
Passenger door harness

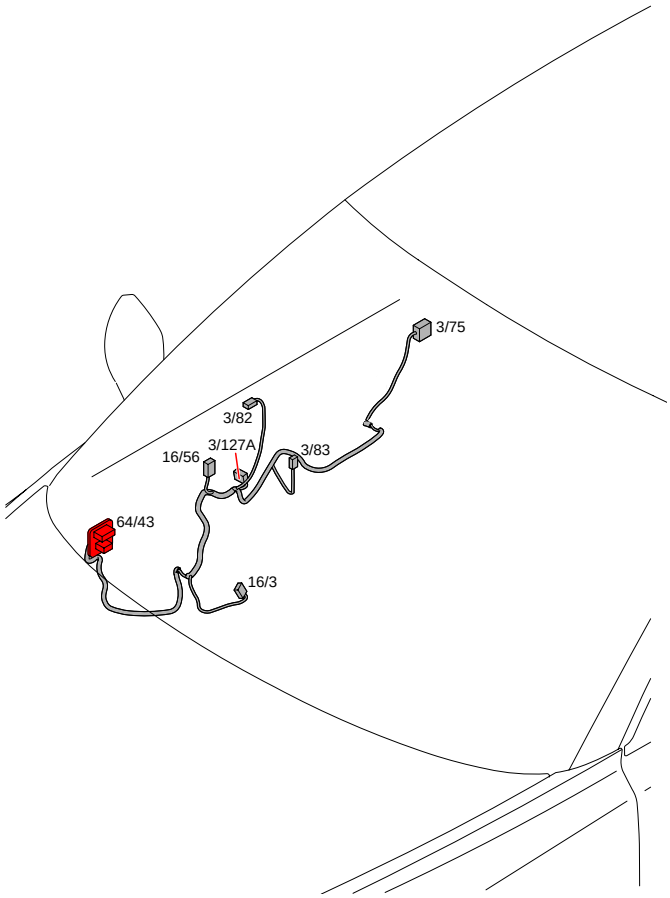

Cable harness routing in vehicle
Right rear door harness

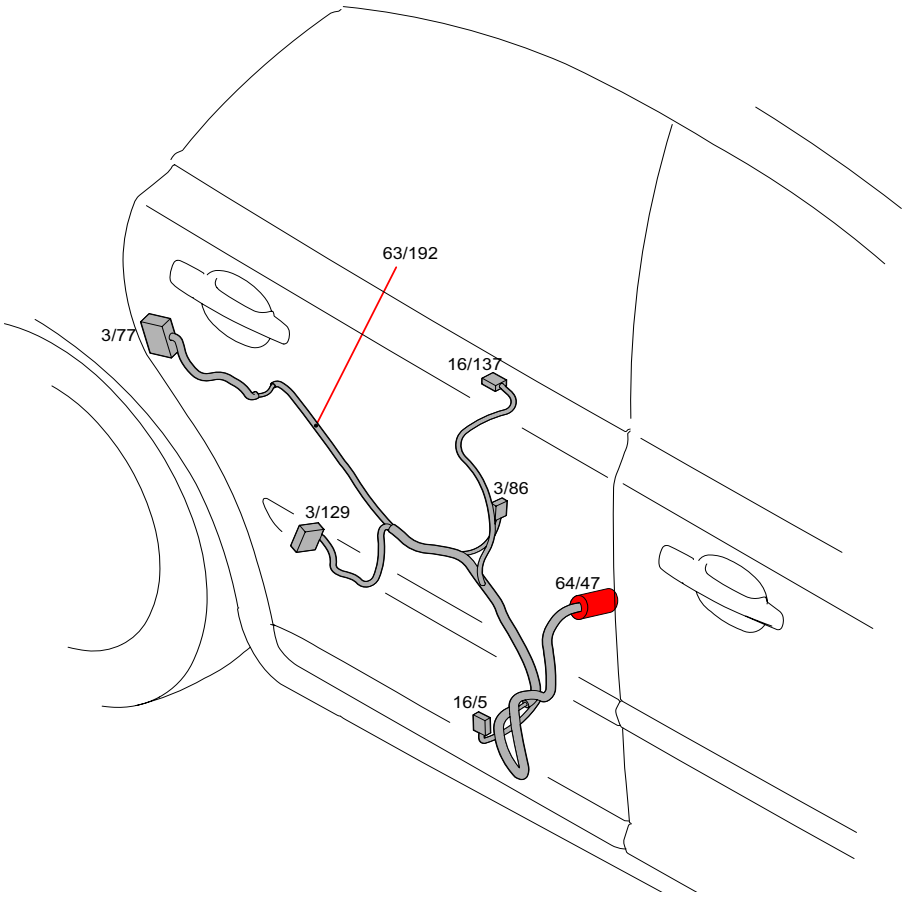

Cable harness routing in vehicle
Left rear door harness

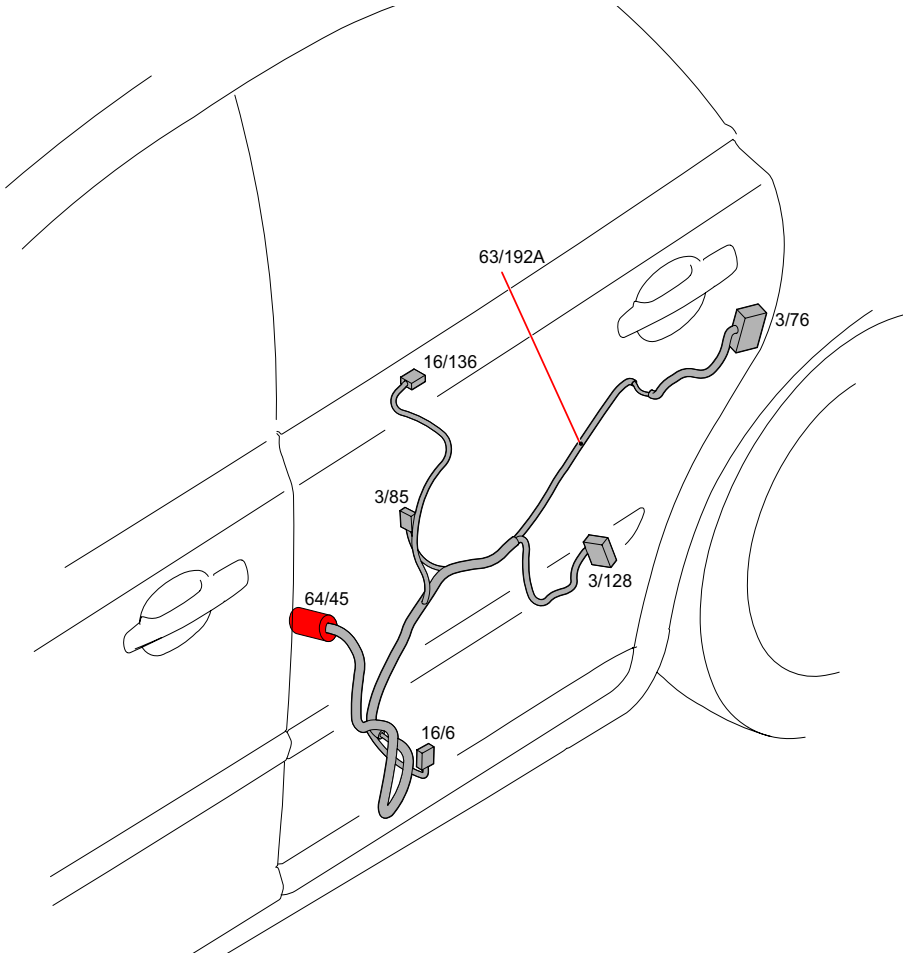

Cable harness routing in vehicle
Trunk lid/tailgate harness, S40

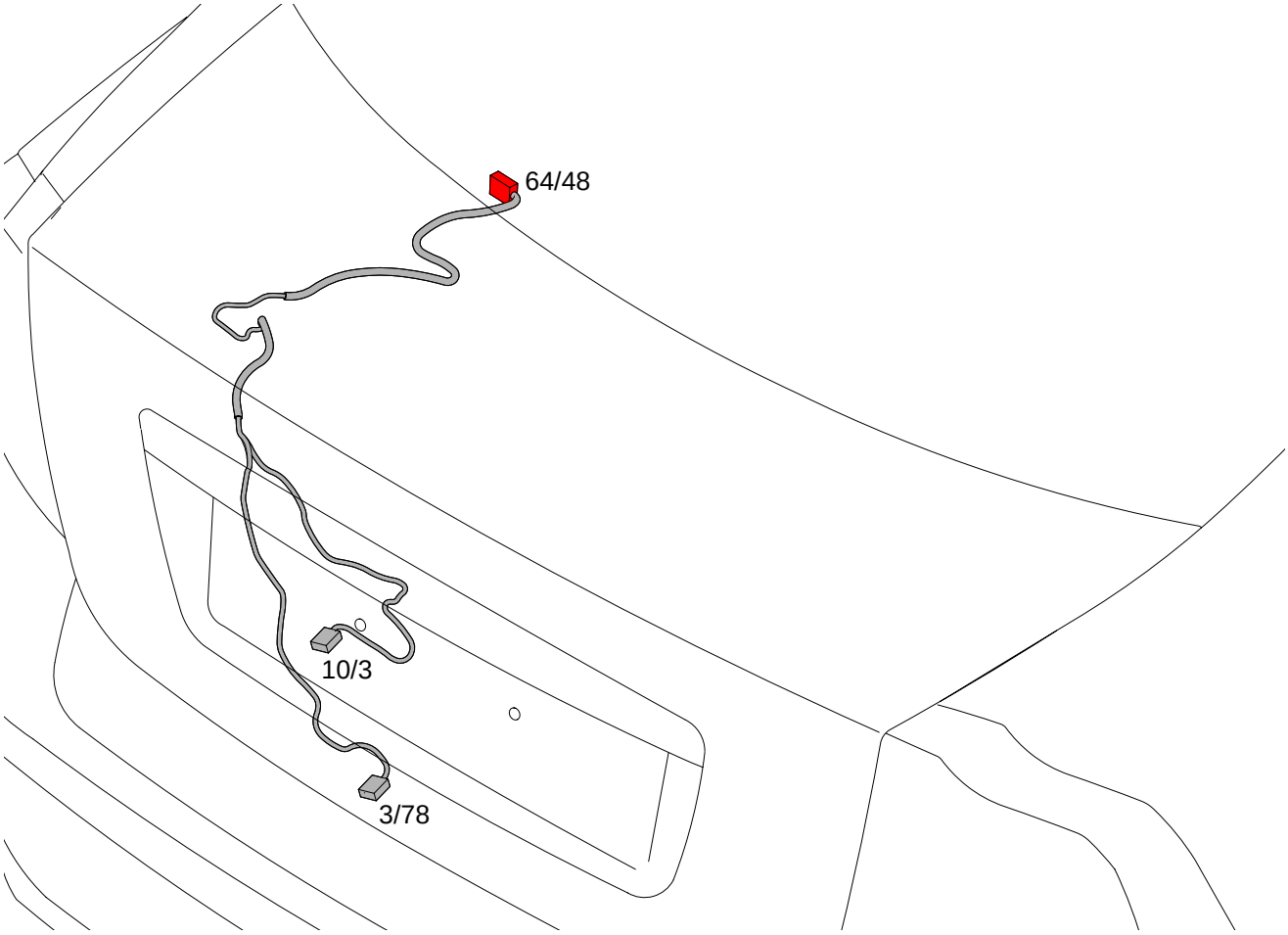

Cable harness routing in vehicle
Trunk lid/tailgate harness, V50

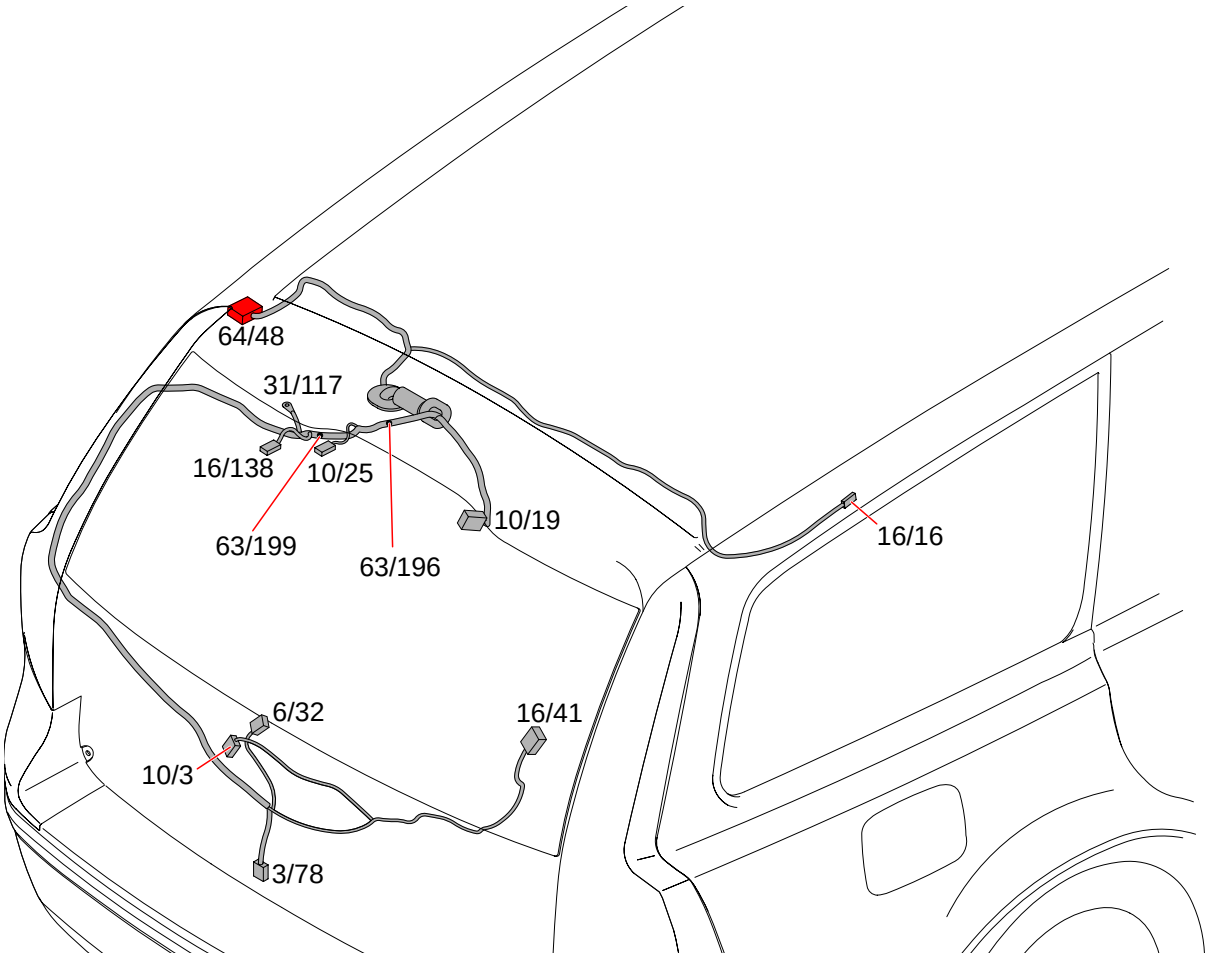

Component illustrations
1/1 - 2/64

1/1 Battery

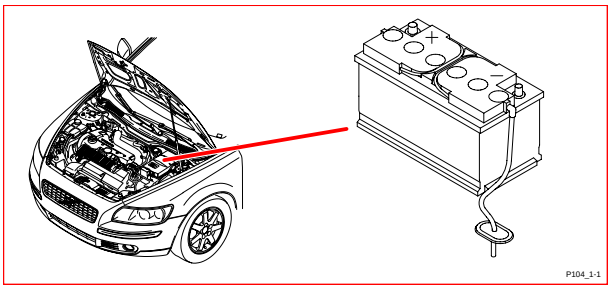

2/16 Relay, rear window wiper

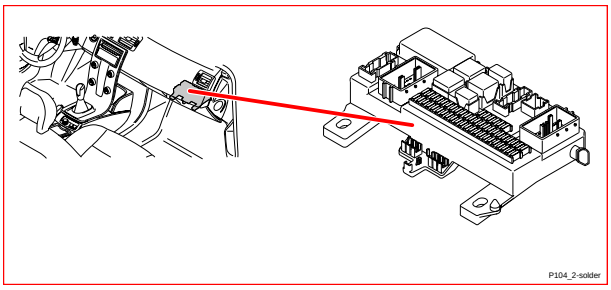

2/17 Relay, horn

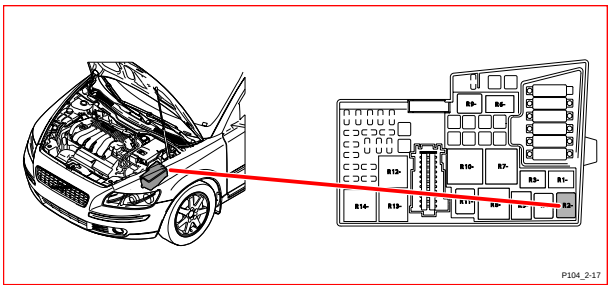

2/22 Relay, climate control system

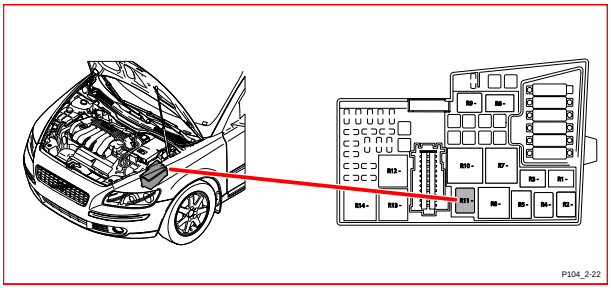

2/23 Fuel pump relay

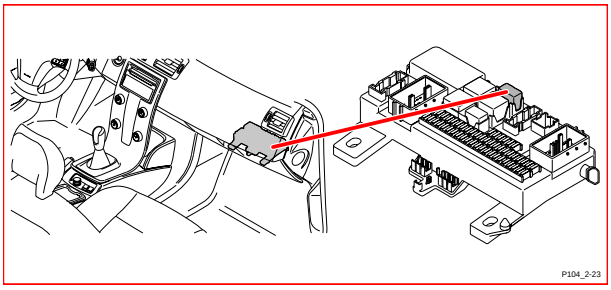

2/32 Main relay, engine management system

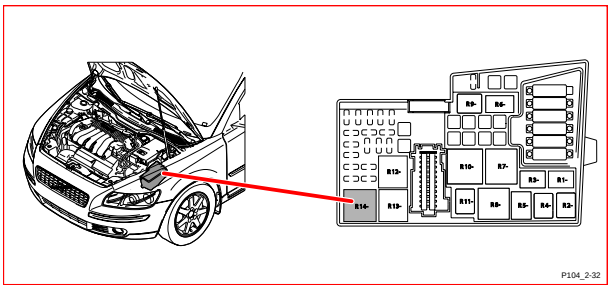

2/34 Relay, front fog lights

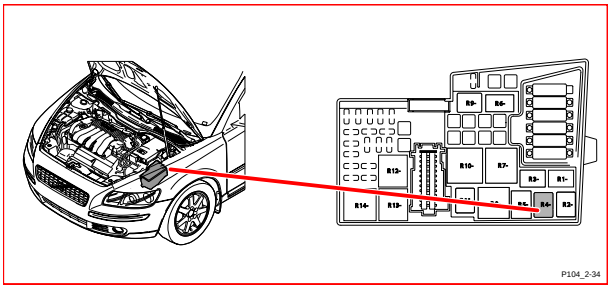

2/35 Relay, starter motor

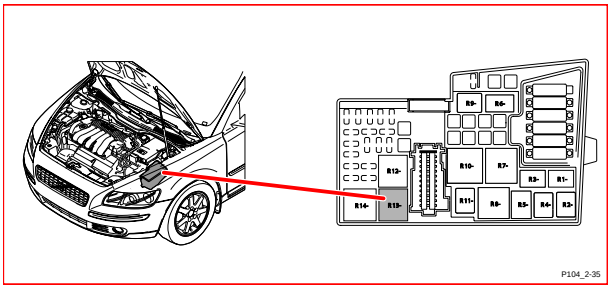

2/63 Relay, high beam

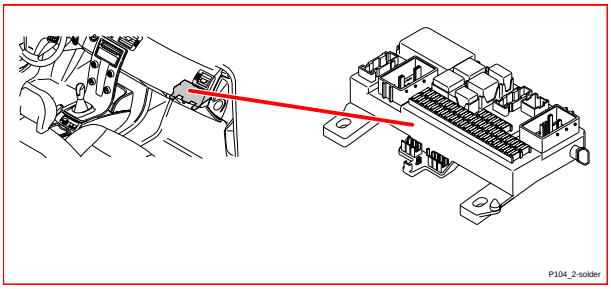

2/64 Relay, auxiliary light (accessory)

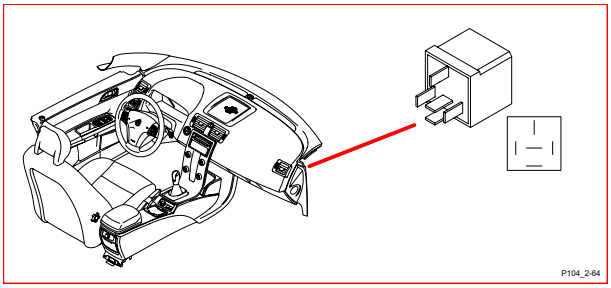

2/80 Relay, reversing lights

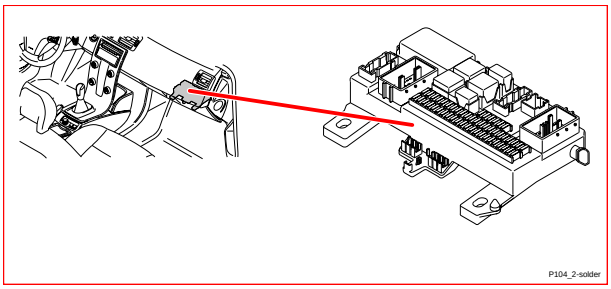

2/82 Relay, heated rear window

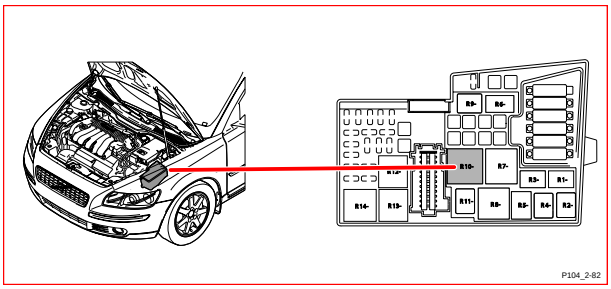

2/89 Relay, interior lighting

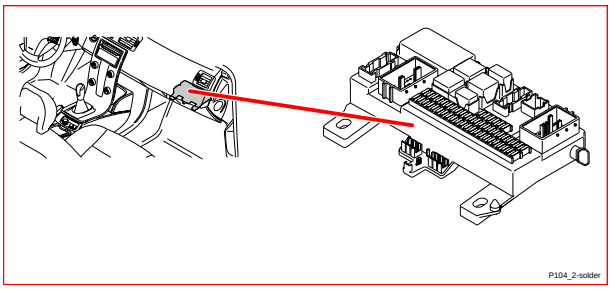

2/92 Relay, windshield washer motor

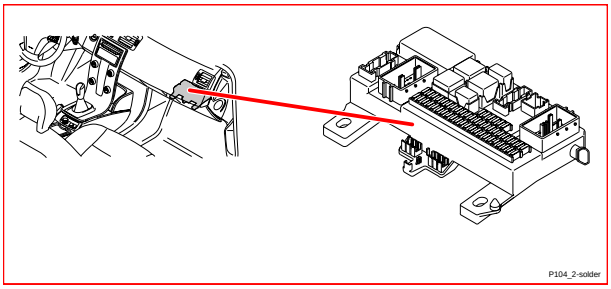

2/93 Relay, rear window washer motor

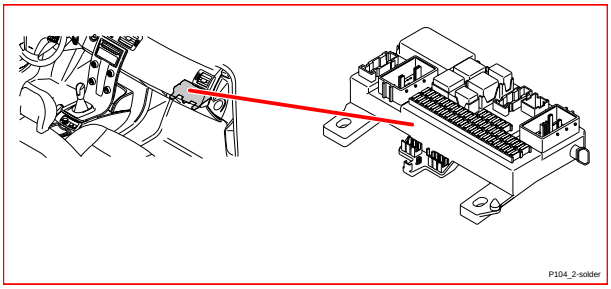

2/142 Relay, pre-heater, fuel filter

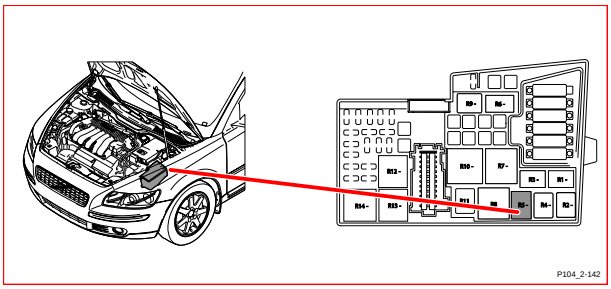

2/159 Relay, infotainment

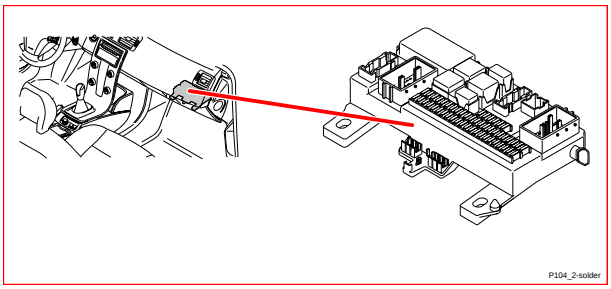

2/182 Relay, headlight washer motor

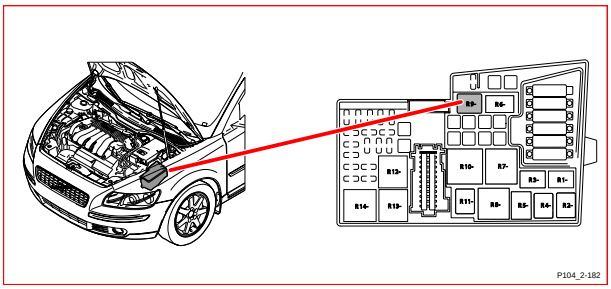

2/192 Relay, (230V), electric engine heater, Gasoline

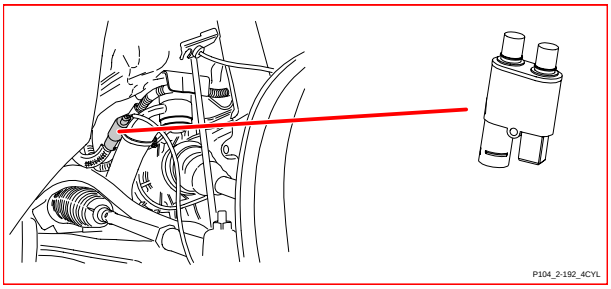

2/192 Relay (230V), electric engine heater, Diesel

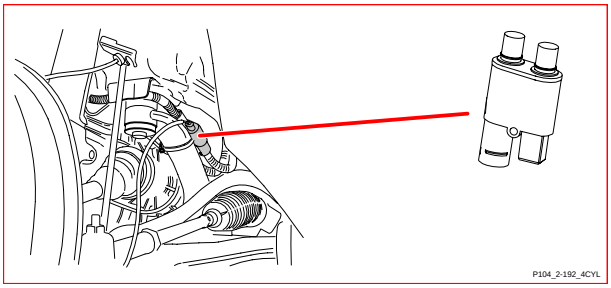

2/193 Relay, comfort functions

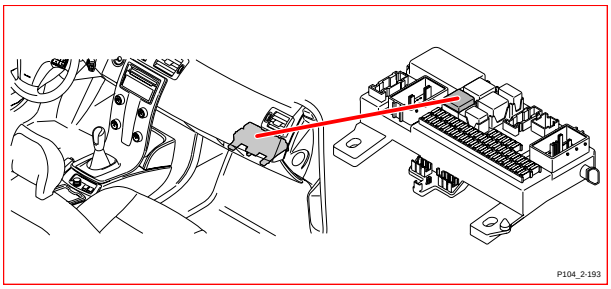

3/1 Ignition switch

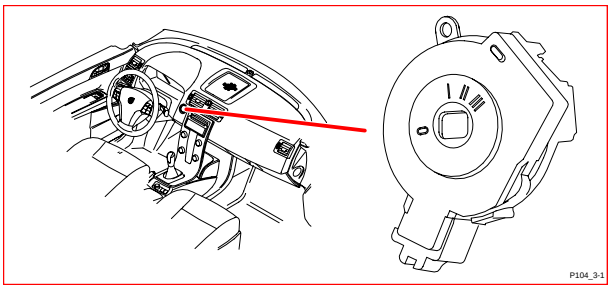

3/4 Switch unit, cruise control (SWS)

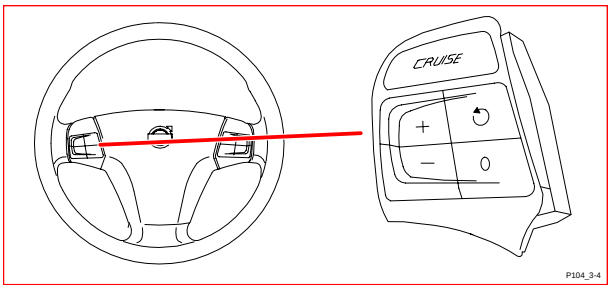

3/6 Switch, hazard warning flashers

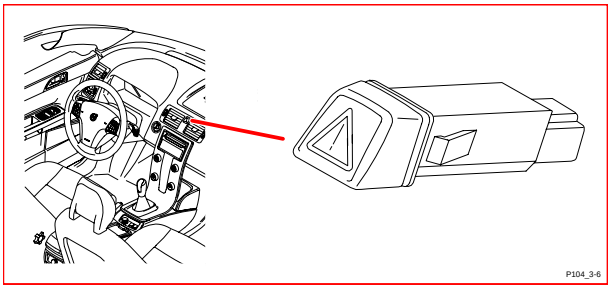

3/8 Switch, heated rear window/door mirror

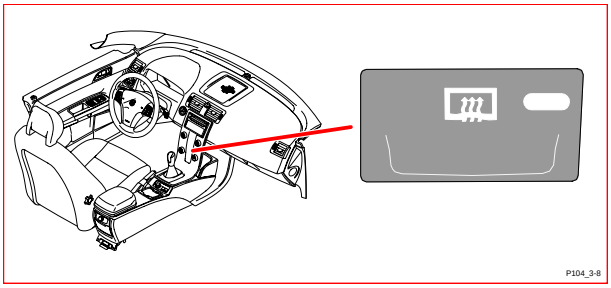

3/9 Brake light contact

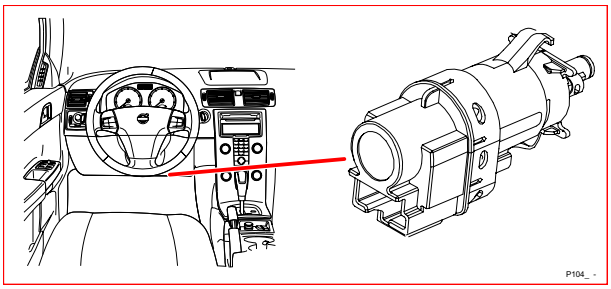

3/10 Reversing light contact

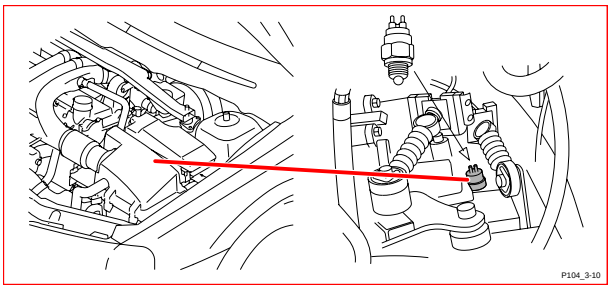

3/25 Switch, power sunroof

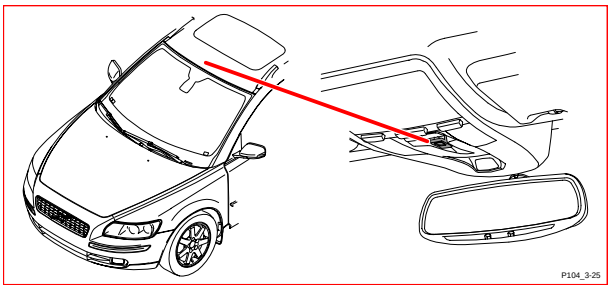

3/26 Switch unit, power driver's seat

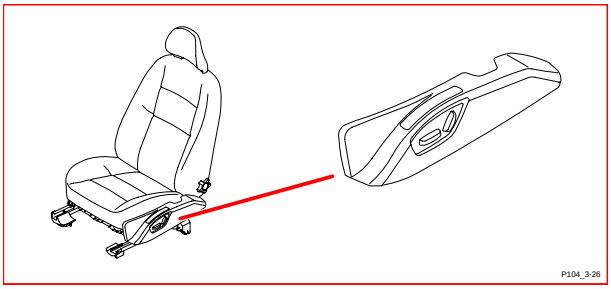

3/27 Switch unit, power passenger seat

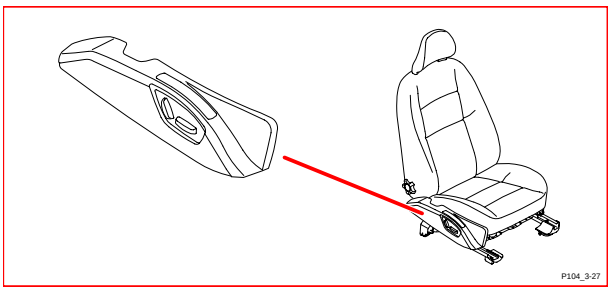

3/35 Switch, trunk/tailgate handle

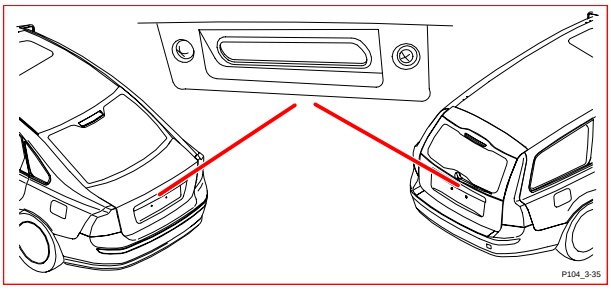

3/37 Horn contact

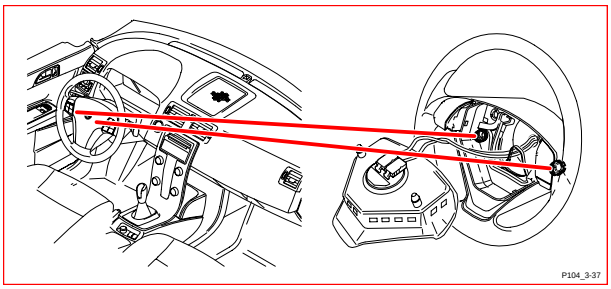

3/39 Clutch pedal contact

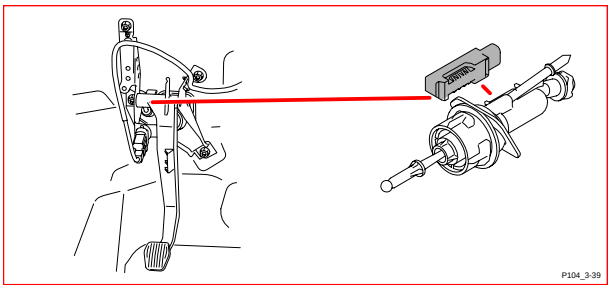

3/46 Seat contact, passenger seat

No image!

P104_noimage

3/47 Parking brake contact

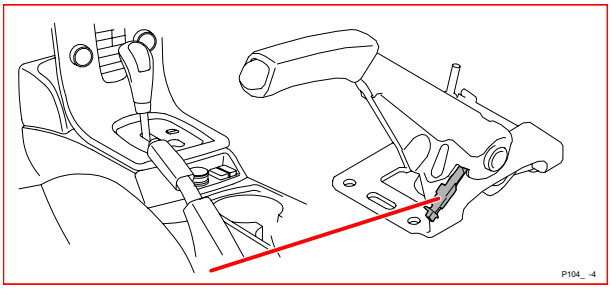

3/60 Switch, auxiliary light

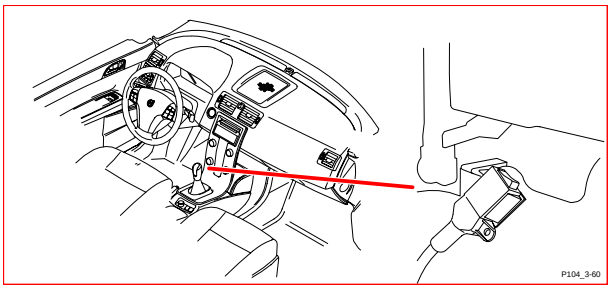

3/62 Hood alarm contact

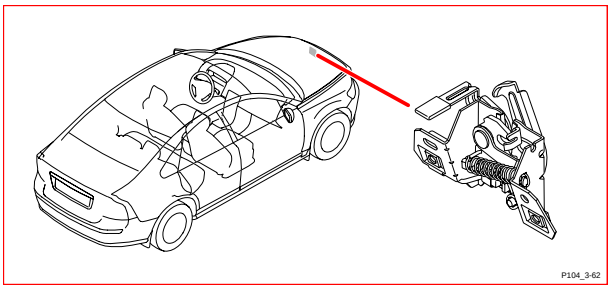

3/74 Lock unit, driver's door

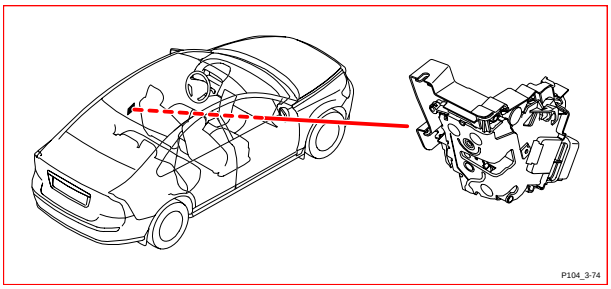

3/75 Lock unit, passenger door

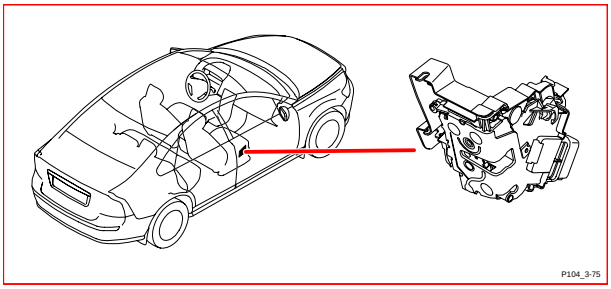

3/76 Lock unit, left rear door

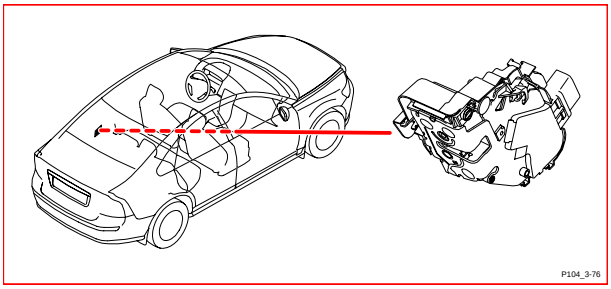

3/77 Lock unit, right rear door

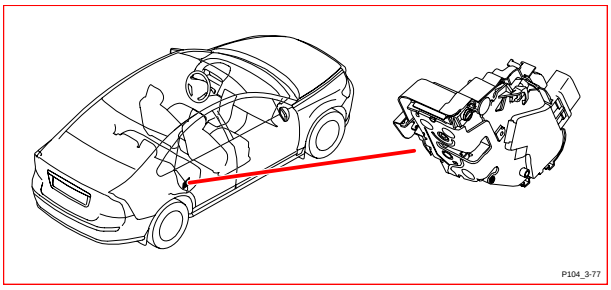

3/78 Lock unit, trunk lid/tailgate

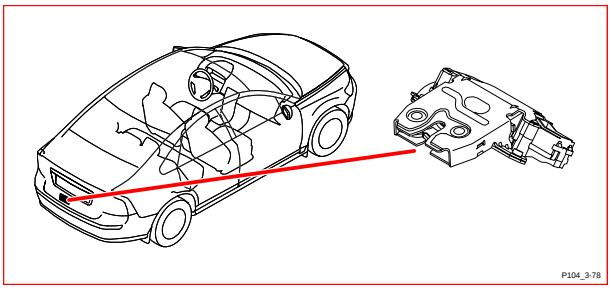

3/80 Switch, central locking, driver's door

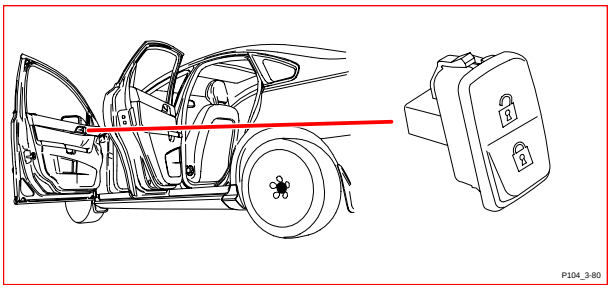

3/81 Power window switches, driver's door

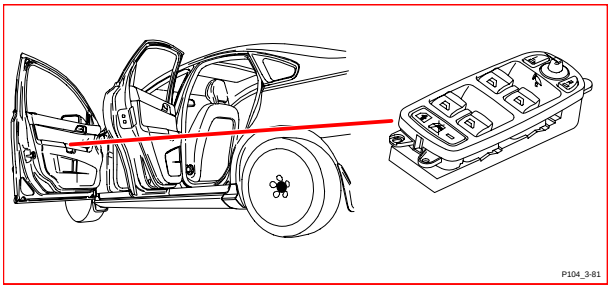

3/82 Switch, central locking, passenger door

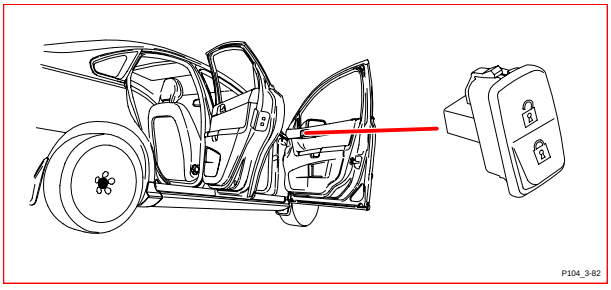

3/83 Power window switch, passenger door

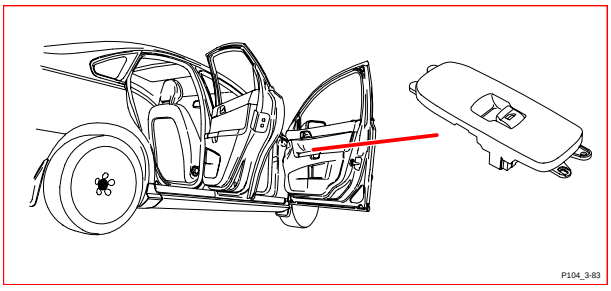

3/85 Power window switch, left rear door

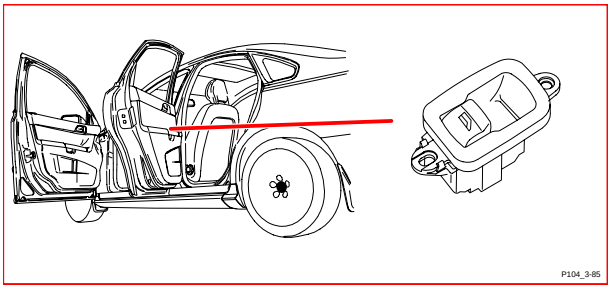

3/86 Power window switch, right rear door

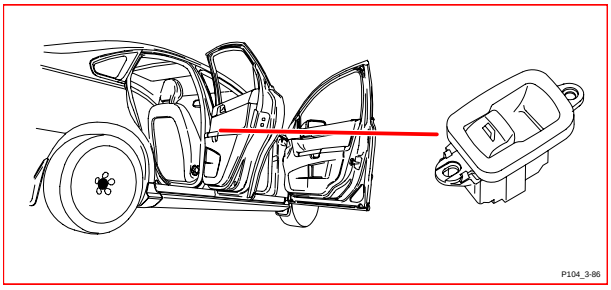

3/93 Belt buckle contact, driver's seat

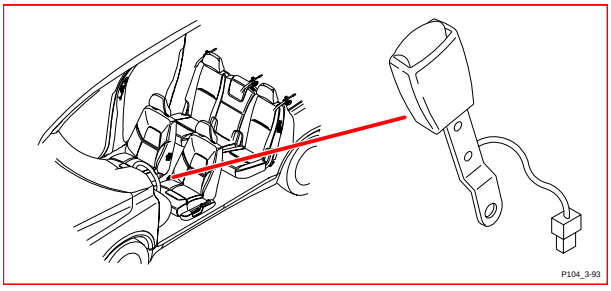

3/94 Belt buckle contact, passenger seat

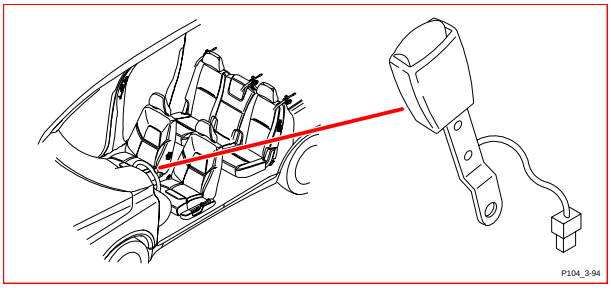

3/95 Spin control switch

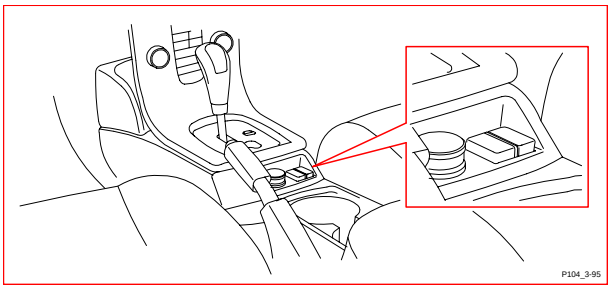

3/111 Switch unit, lights

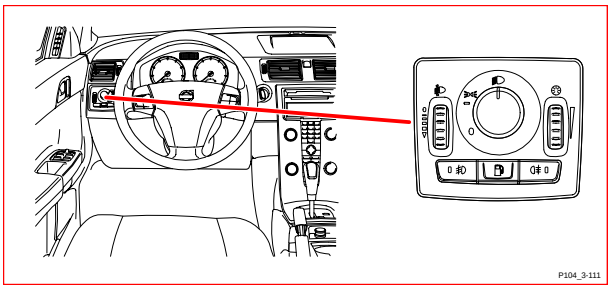

3/112 Climate Control Module (CCM)

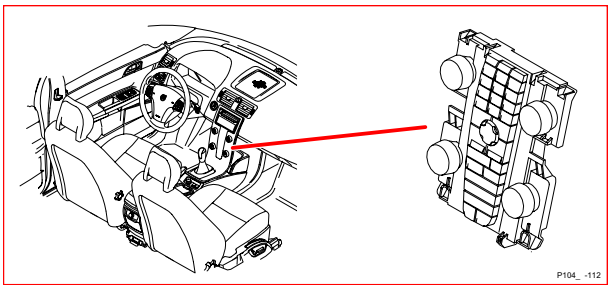

3/117 Switch unit, ceiling light

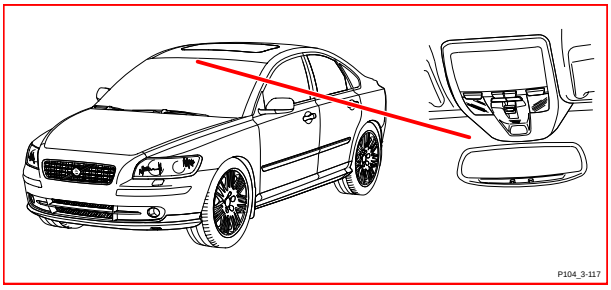

3/126 Driver's Door Module (DDM)

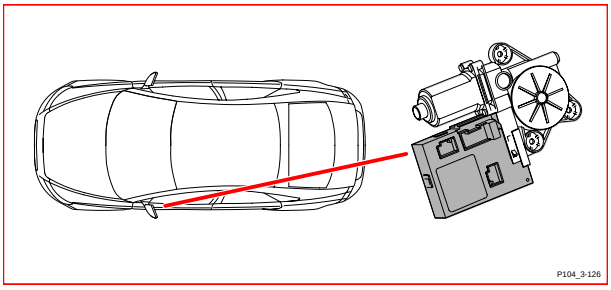

3/127 Passenger Door Module (PDM)

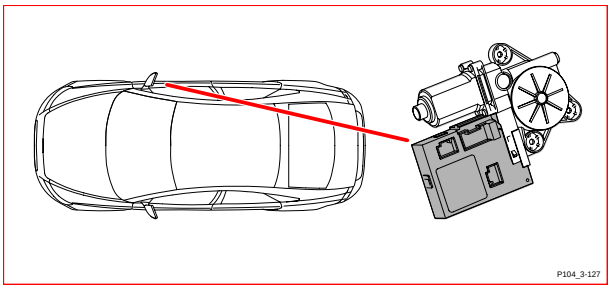

3/128 Left Rear Door Module (LDM)

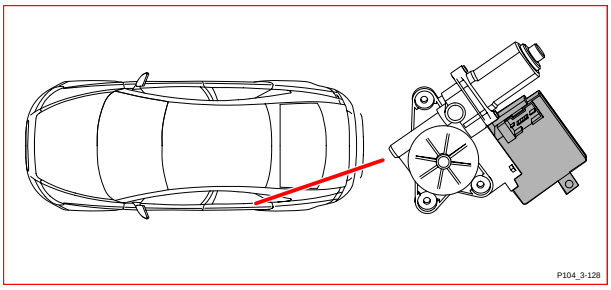

3/129 Right Rear Door Module (RDM)

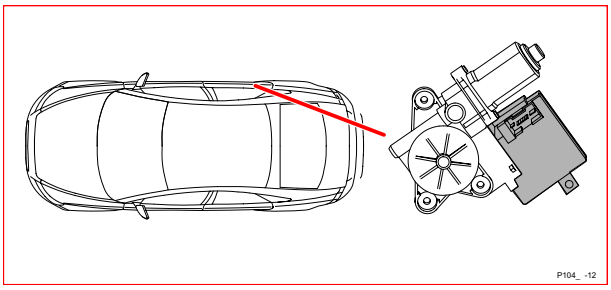

3/155 Automatic transmission program selector

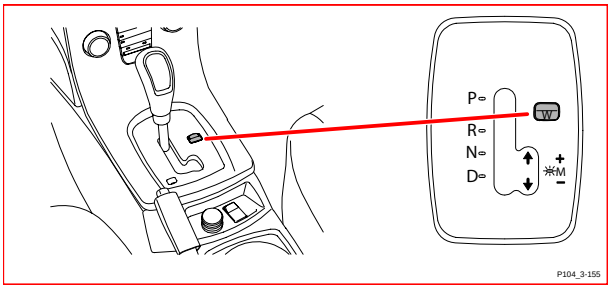

3/156 Gear Selector Module (GSM)

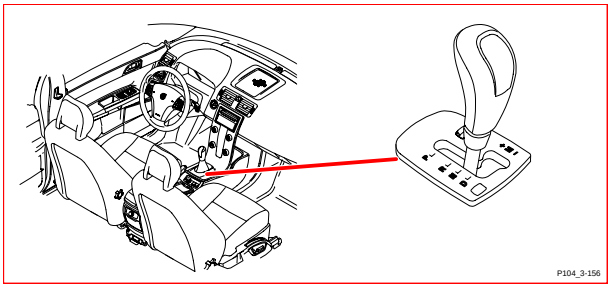

3/173 Switch, trunk lid/tailgate private lock

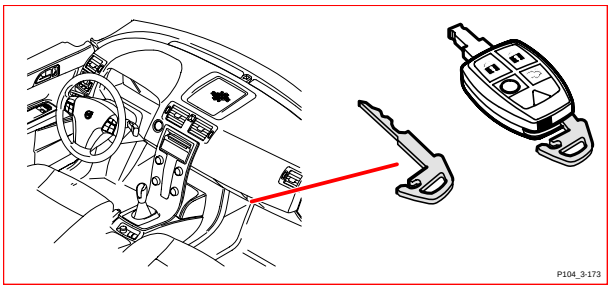

3/174 Switch, reduced alarm

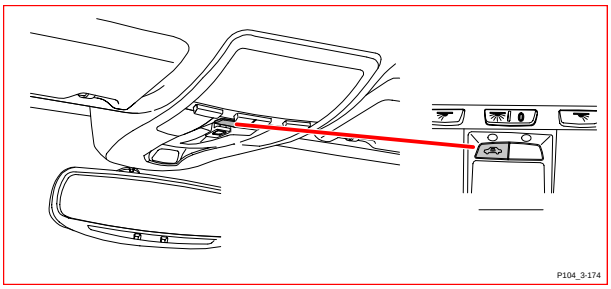

3/217 Belt buckle contact, left rear

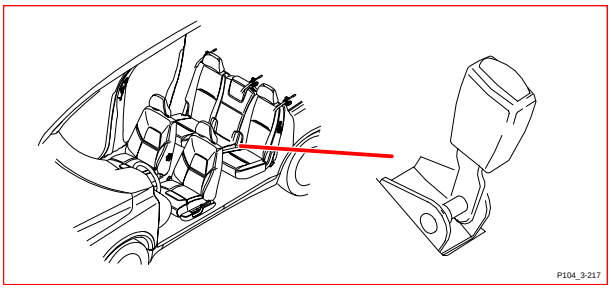

3/218 Belt buckle contact, center rear

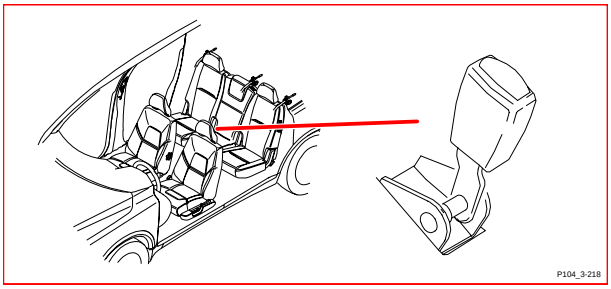

3/219 Belt buckle contact, right rear

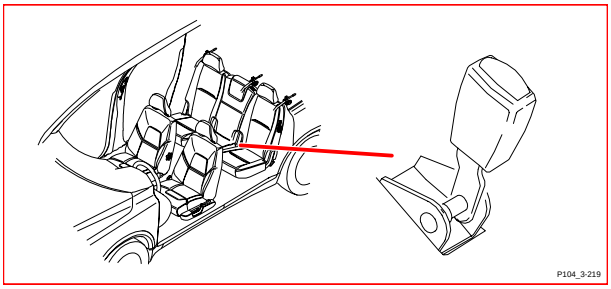

3/254 Steering Wheel Module (SWM)

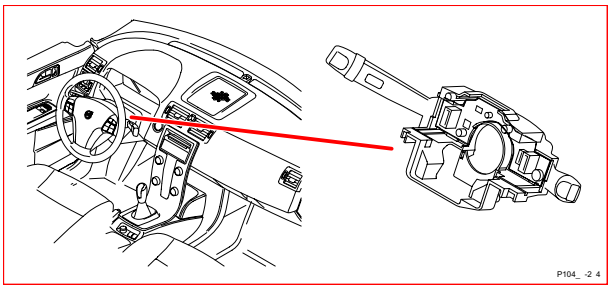

3/255 Position sensor, driver's seat

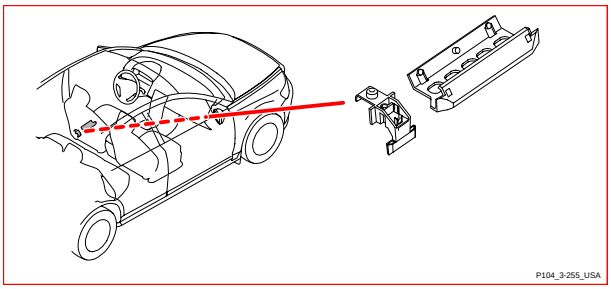

3/256 Position sensor, passenger seat

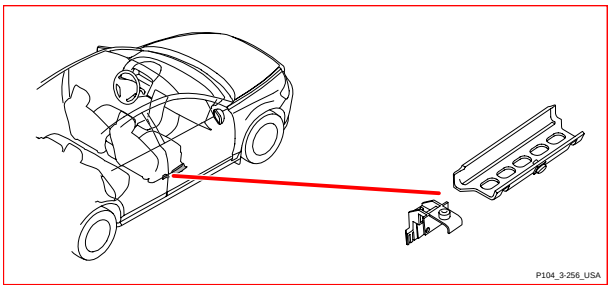

3/267 Telematics switch unit

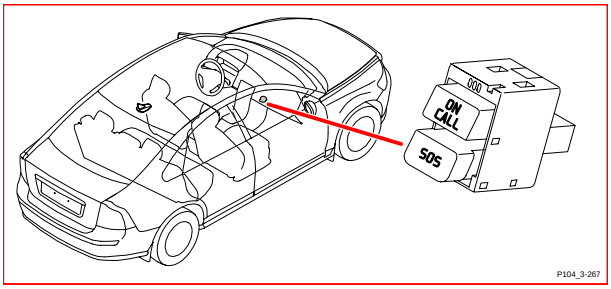

4/7 Combustion Preheater Module (CPM)

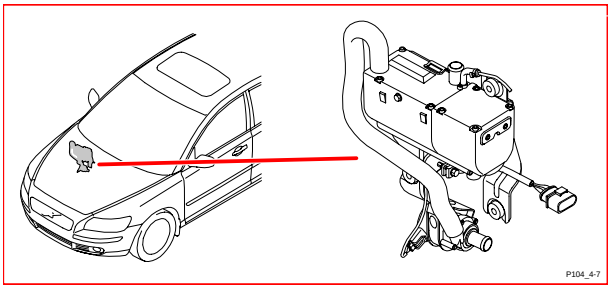

Component illustrations
4/9 - 4/71

4/9 Supplemental Restraint System Module (SRS)

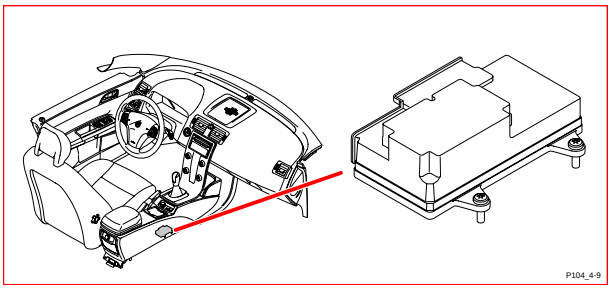

4/16 Brake Control Module (BCM)

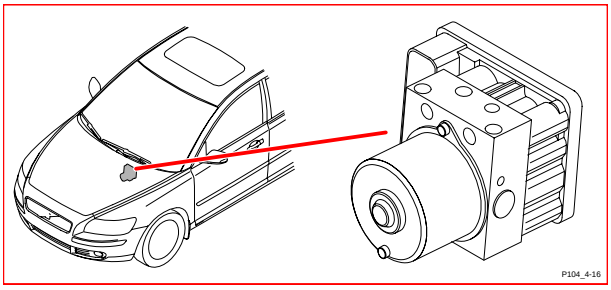

4/28 Transmission Control Module (TCM)

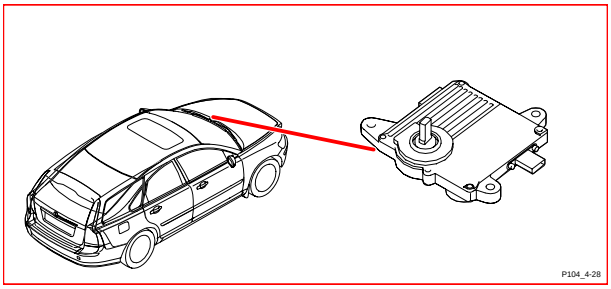

4/31 Fan control module

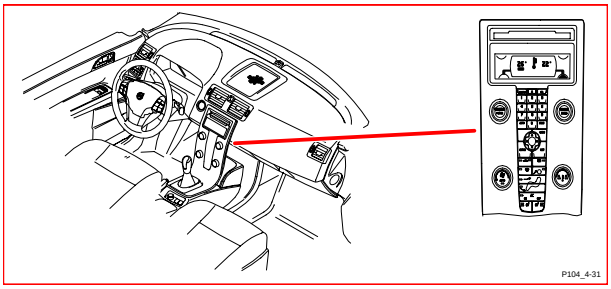

4/33 Sunroof control module

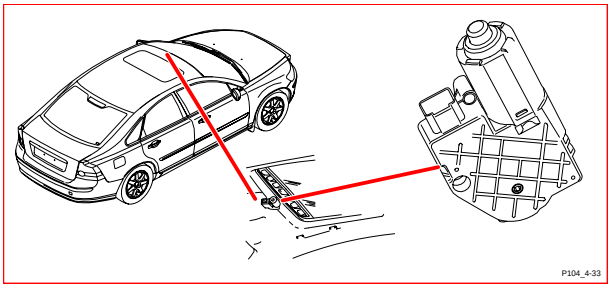

4/46 Engine Control Module (ECM)

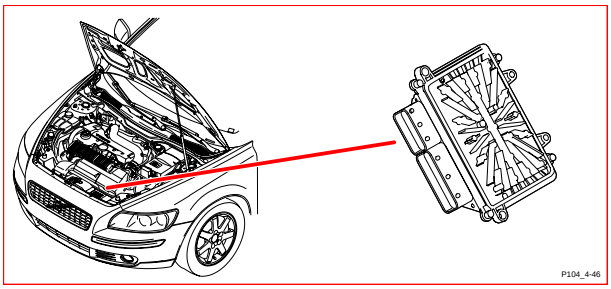

4/46 Engine Control Module (ECM), Diesel

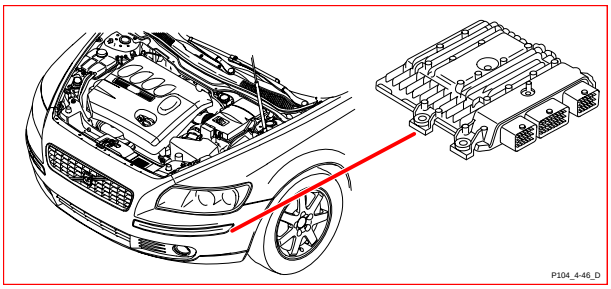

4/52 Power Seat Module (PSM)

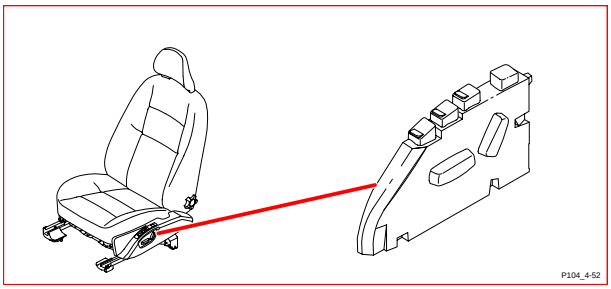

4/56 Central Electronic Module (CEM)

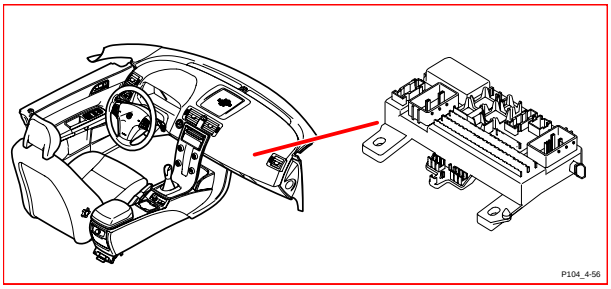

4/71 Cooling fan control module

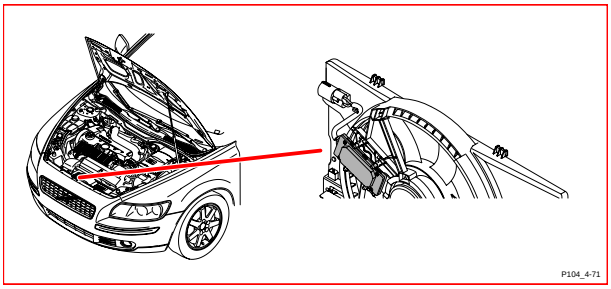

4/78 Accessory Electronic Module (AEM)

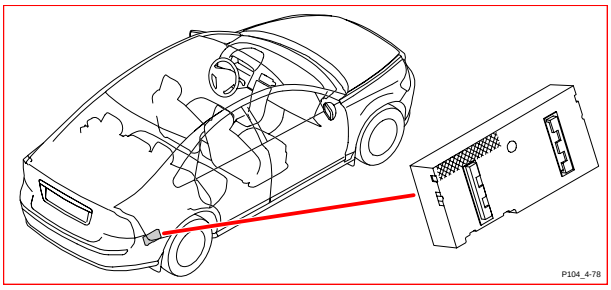

4/83 Fuel pump control module

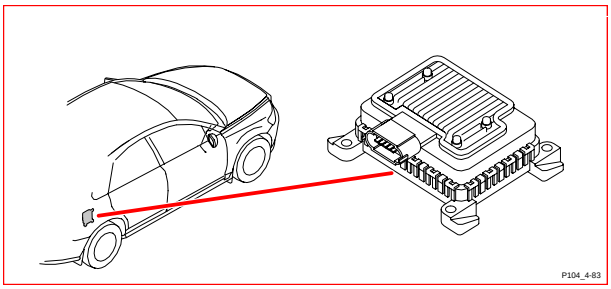

4/102 Steering Column Lock Module (SCL)

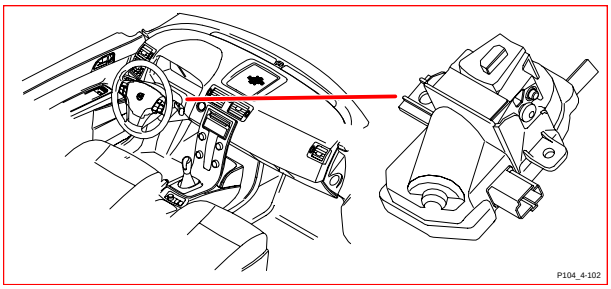

4/103 Remote Entry (RRX)

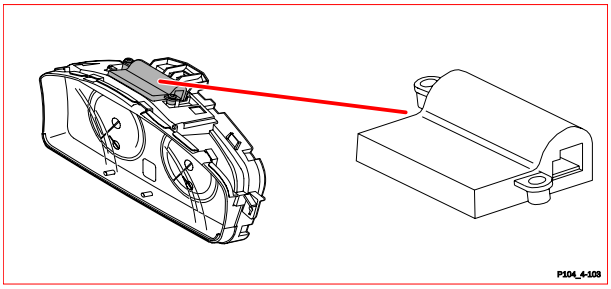

4/109 Glow plug control module

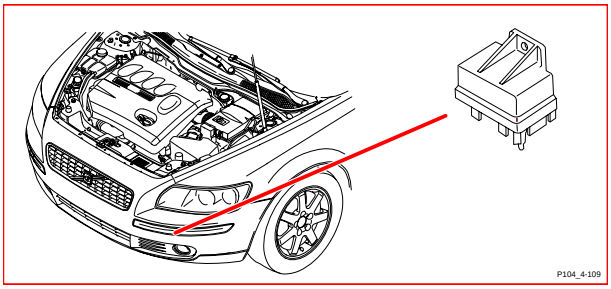

4/110 Trailer Module (TRM)

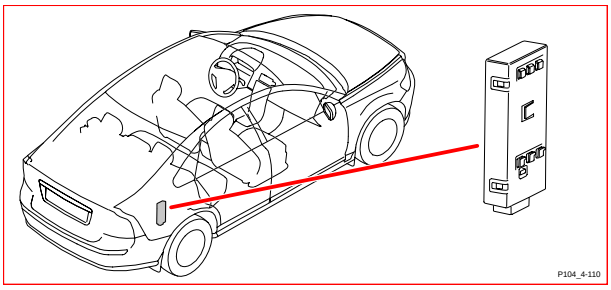

4/112 Control module, gas discharge lamp master, left

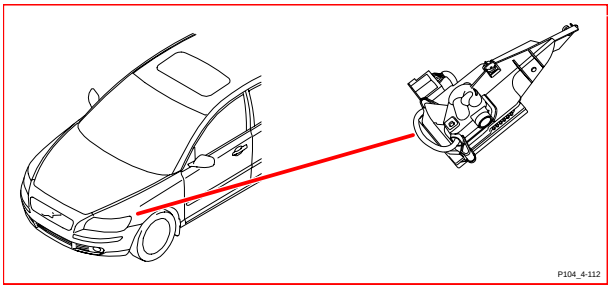

4/113 Control module, gas discharge lamp slave, right

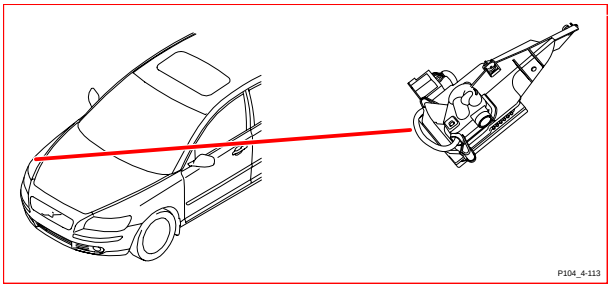

5/1 Driver Information Module (DIM)

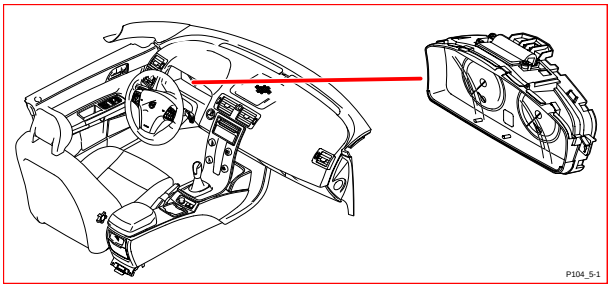

6/1 Wiper Motor Module (WMM)

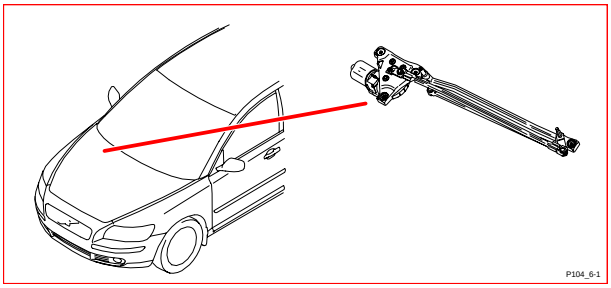

6/2 Washer pump

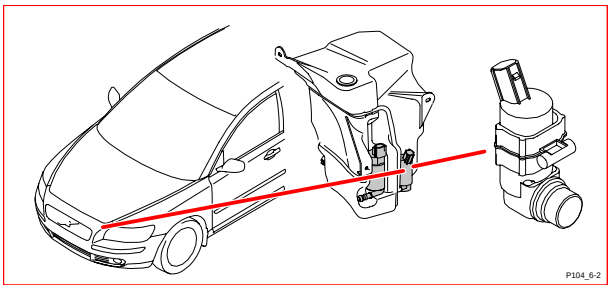

6/16 Driver's seat motor, backrest rake

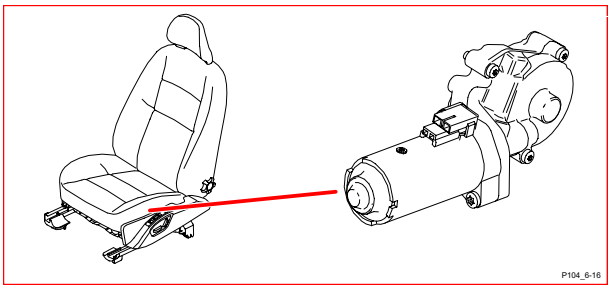

6/17 Driver's seat motor, front edge up/down

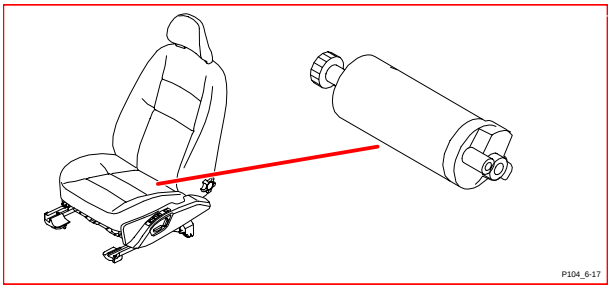

6/18 Driver's seat motor, rear edge up/down

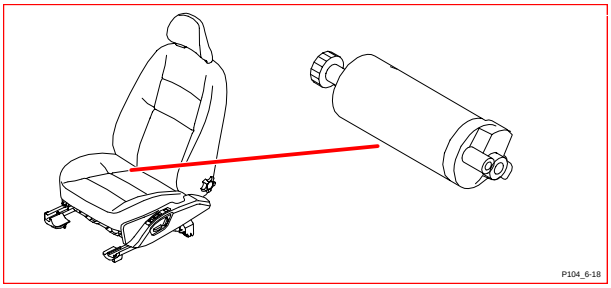

6/19 Driver's seat motor, forward/aft

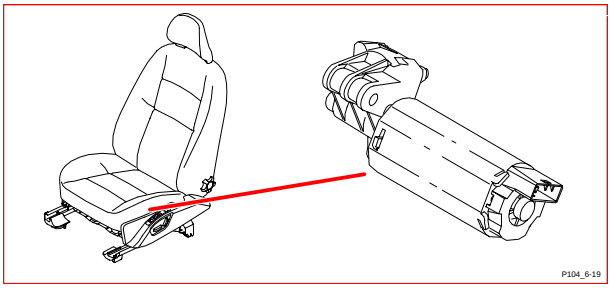

6/20 Passenger seat motor, forward/aft

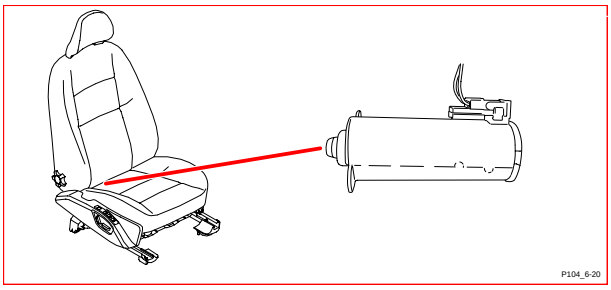

6/25 Starter motor

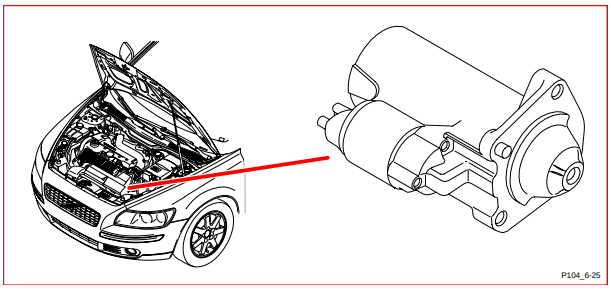

6/26 Generator

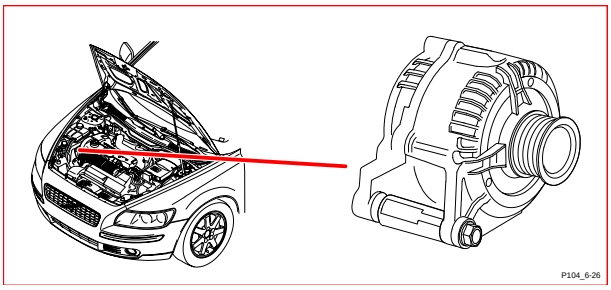

6/28 Motor, passenger compartment fan

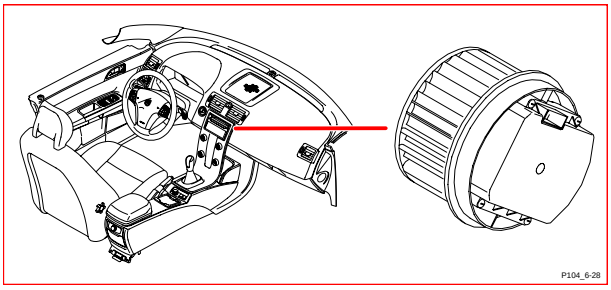

6/29 Motor, electric cooling fan

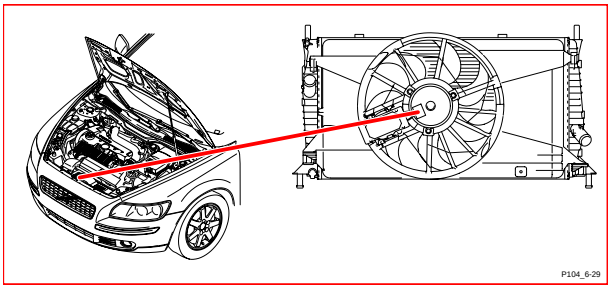

6/32 Rear window wiper motor

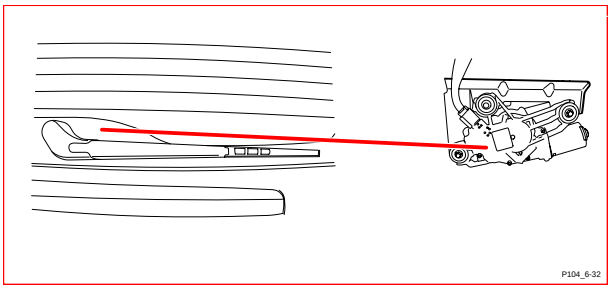

6/33 Fuel pump

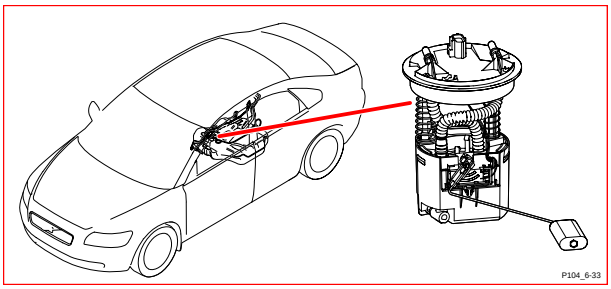

6/35 Fuel pump, auxiliary heater

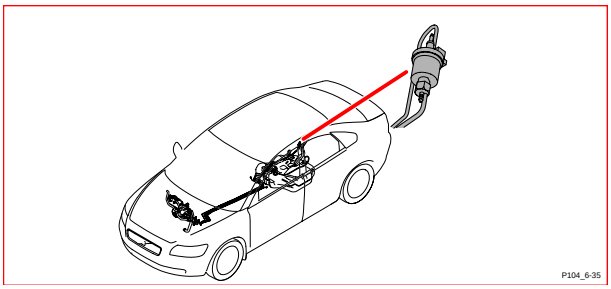

6/37 Lock motor, fuel filler flap

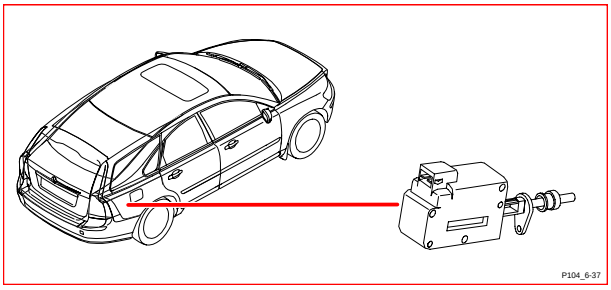

6/38 Left headlight adjustment motor

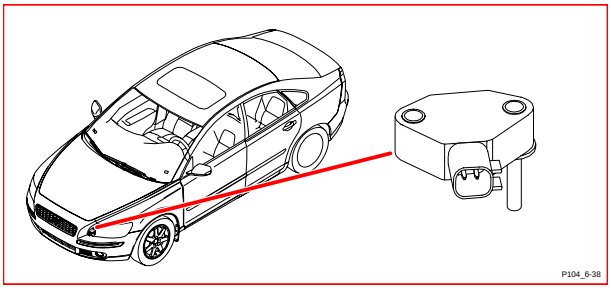

6/39 Right headlight adjustment motor

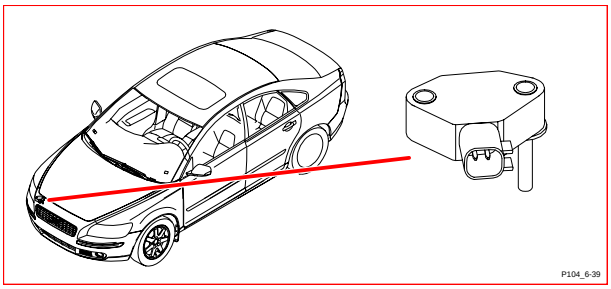

6/48 Damper motor, recirculation

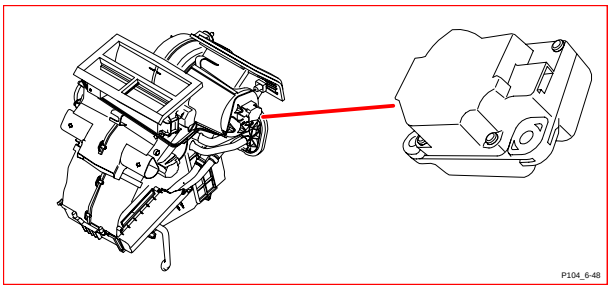

6/62 Power driver's door mirror

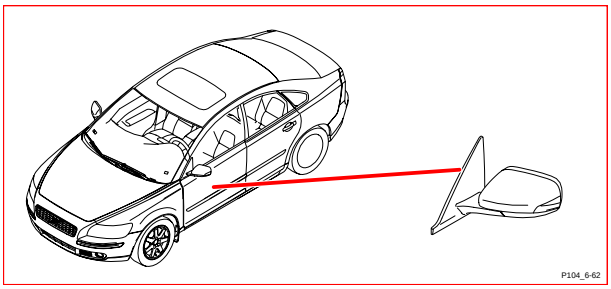

6/63 Power passenger door mirror

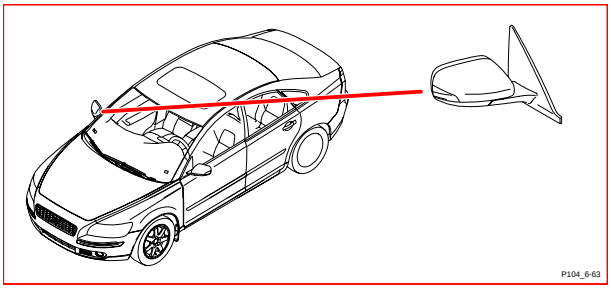

6/64 Passenger seat motor, backrest rake

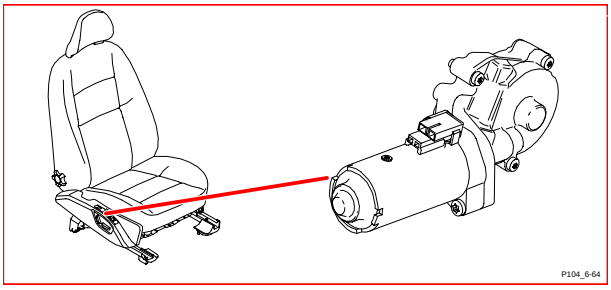

6/65 Passenger seat motor, front edge up/down

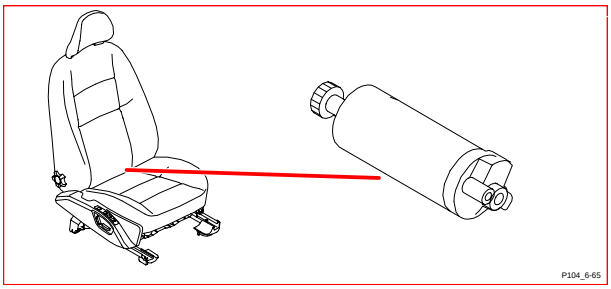

6/66 Passenger seat motor, rear edge up/down

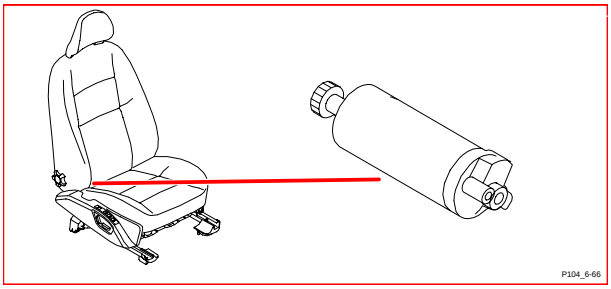

6/67 Pump, fuel leakage control

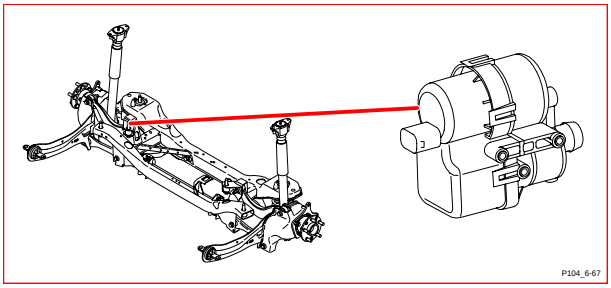

6/71 Electrical Power Steering Module (EPS)

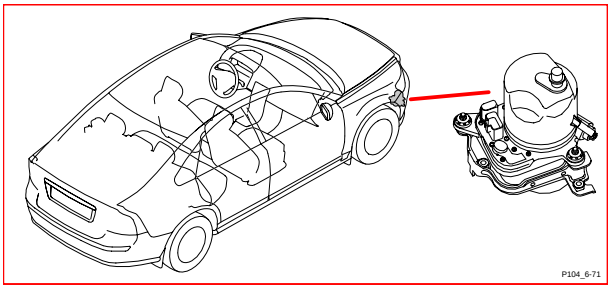

6/73 Coolant pump, auxiliary heater

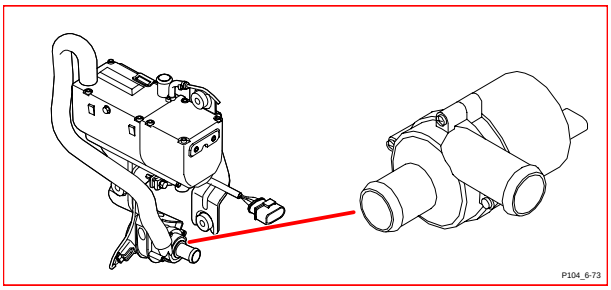

6/95 Damper motor, temperature, left-hand side

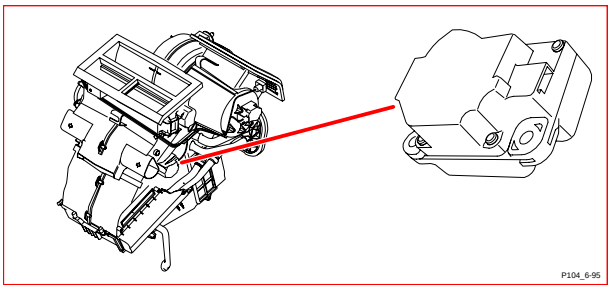

6/96 Damper motor, temperature, right-hand side

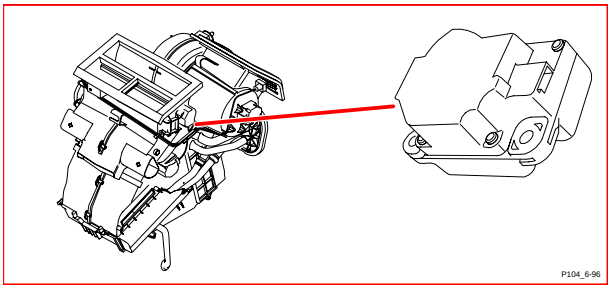

6/102 Damper motor, defroster

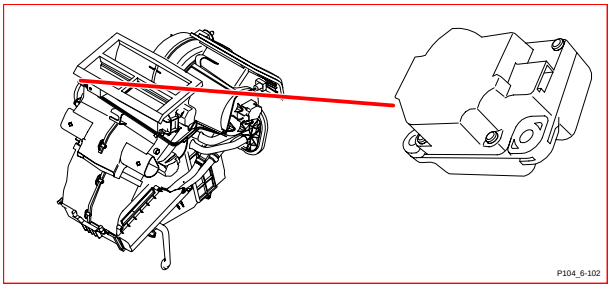

6/103 Damper motor, floor/ventilation

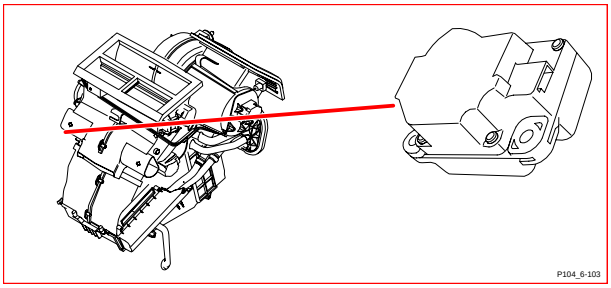

6/104 Pump, high pressure headlight washer

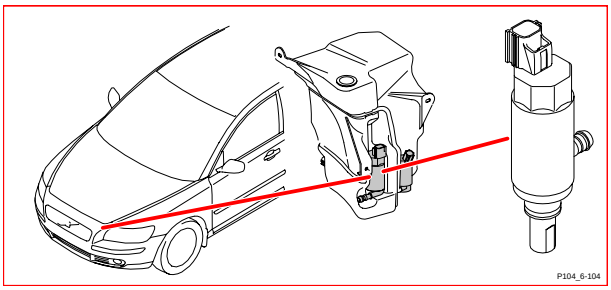

6/114 Vacuum pump

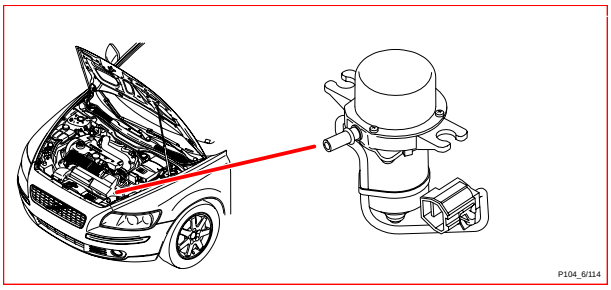

6/117 Interior temperature sensor

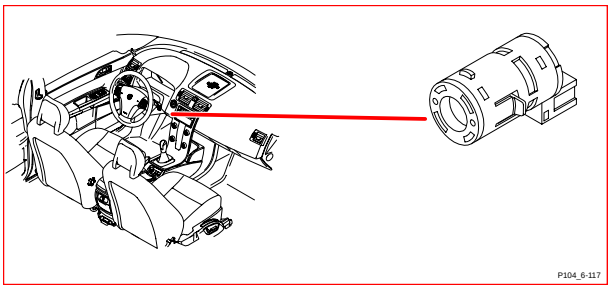

6/120 Engine throttle body

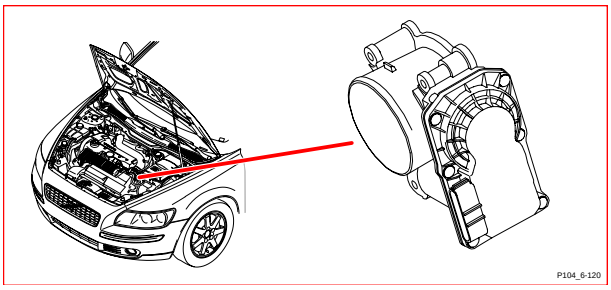

7/3 Battery temperature sensor

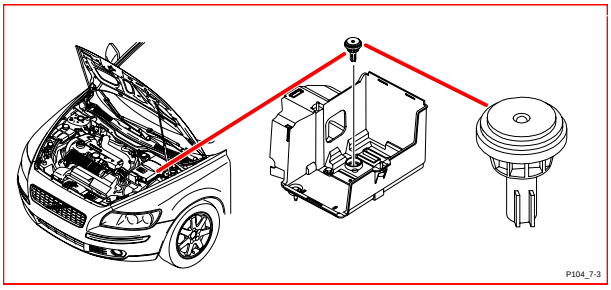

7/4 Brake fluid level sensor

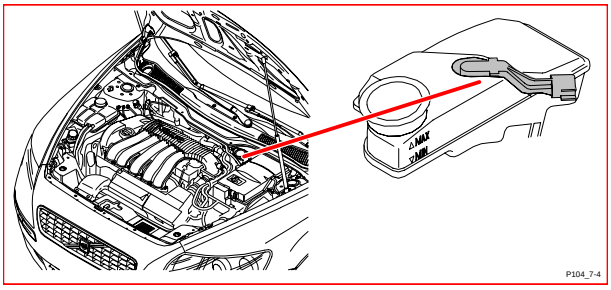

7/5 Washer fluid level sensor

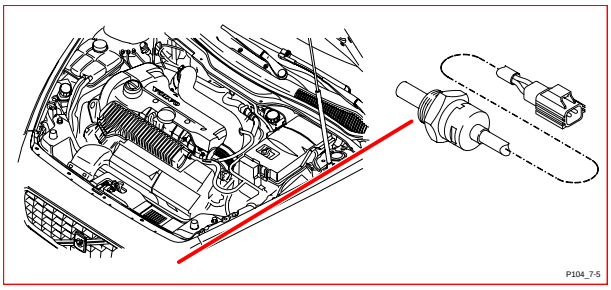

7/6 Oil pressure sensor

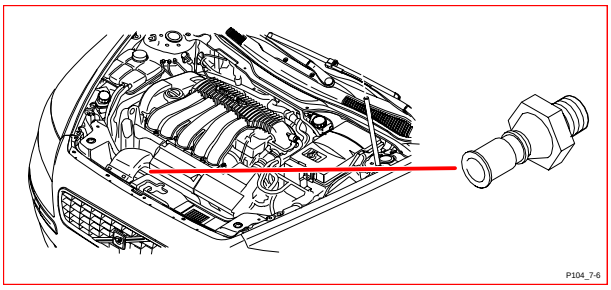

7/8 Pressure sensor, climate control system

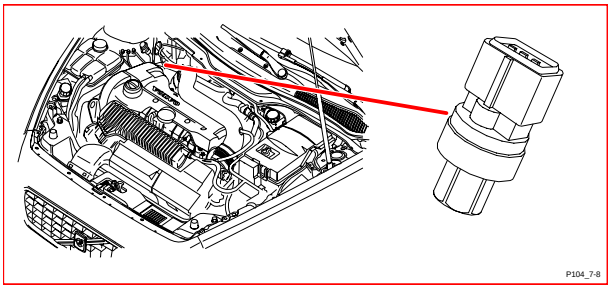

7/12 Solar sensor, twilight sensor and indicator alarm

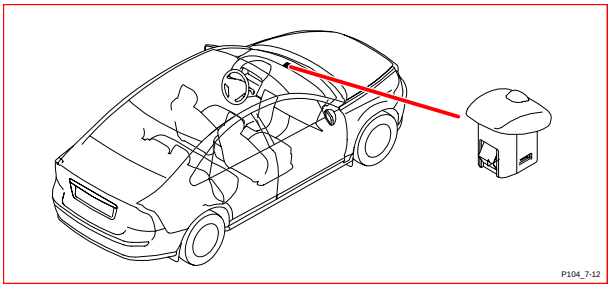

7/15 Heated oxygen sensor, front

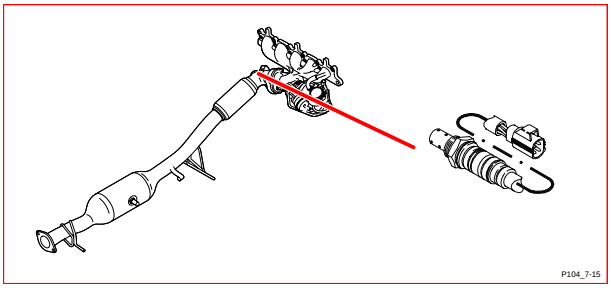

7/16 Coolant temperature sensor

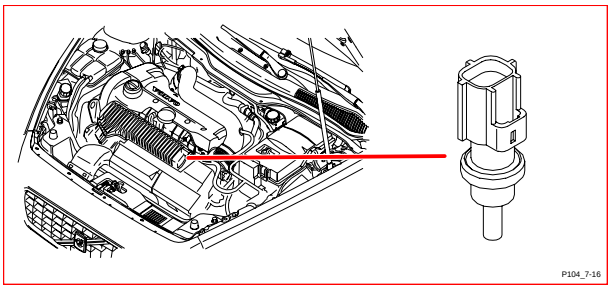

7/17 Mass airflow sensor (MAF)

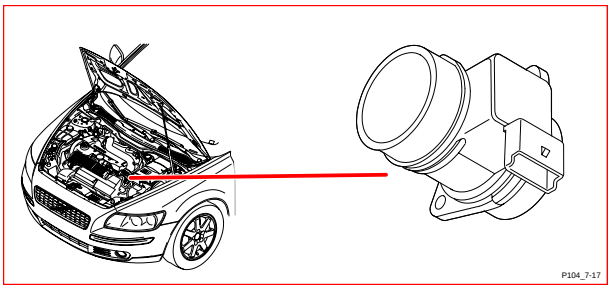

7/24 Front knock sensor

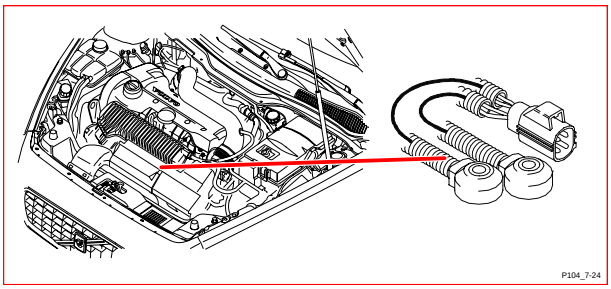

7/25 Pulse generator, Gasoline

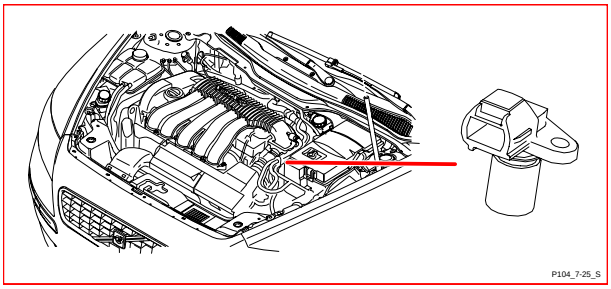

7/25 Pulse generator, Diesel

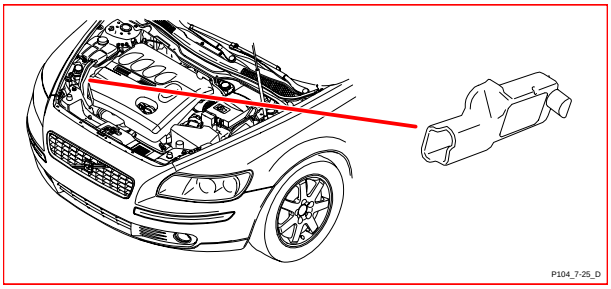

7/31 ABS sensor, front left

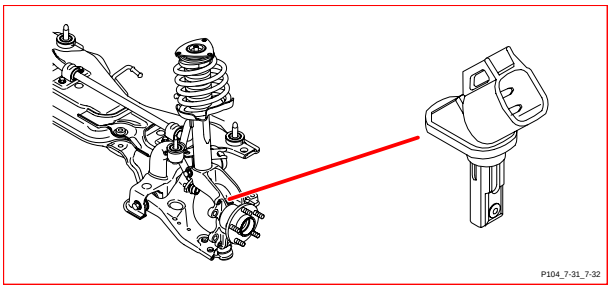

7/32 ABS sensor, front right

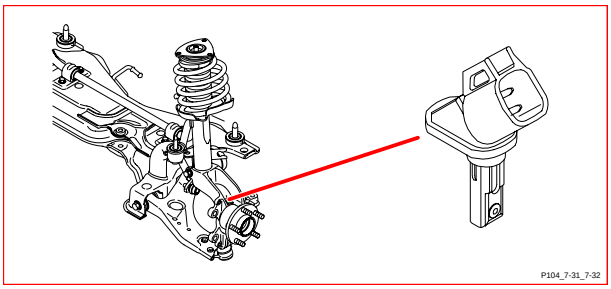

7/41 Evaporator temperature sensor

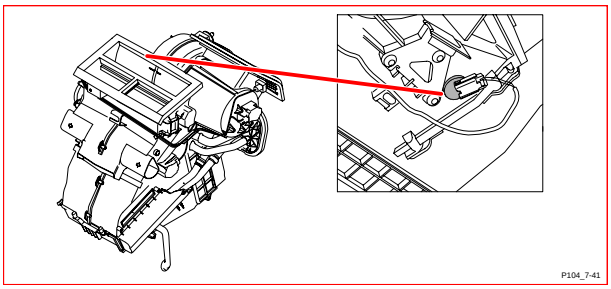

7/51 Accelerator pedal sensor

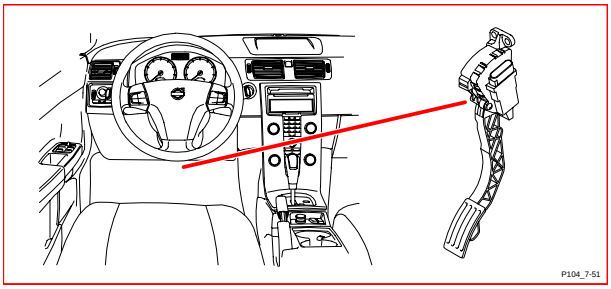

7/56 ABS sensor, rear left

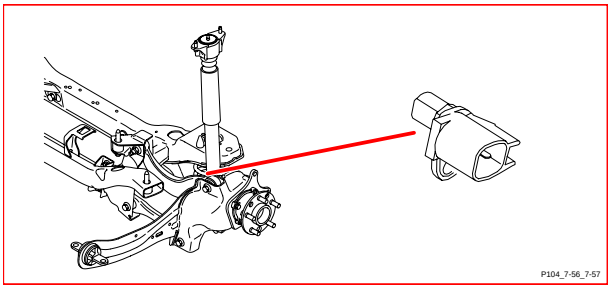

Component illustrations
7/57 - 7/93

7/57 ABS sensor, rear right

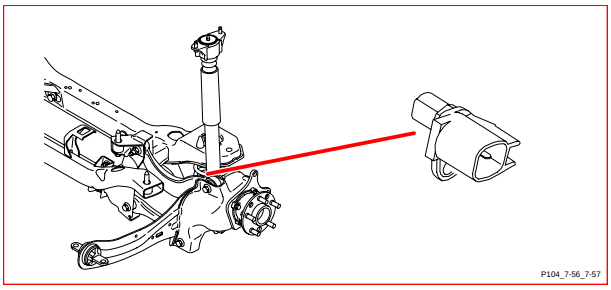

7/61 Input speed sensor

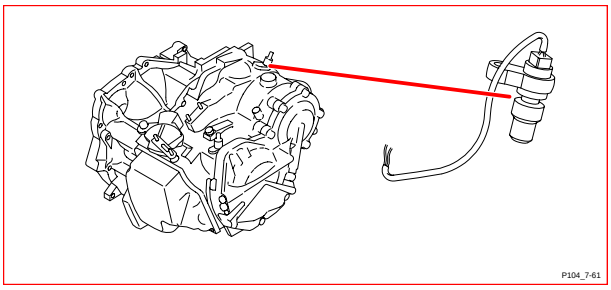

7/62 Output speed sensor

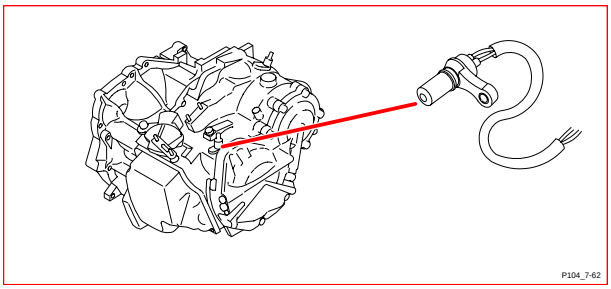

7/69 Outside temperature sensor

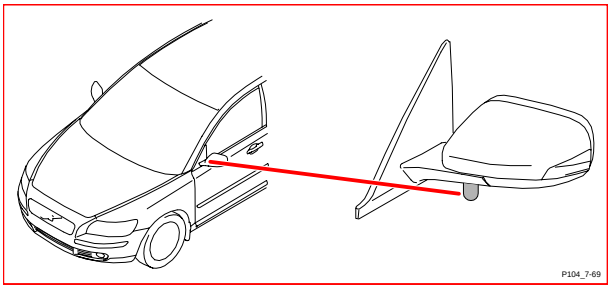

7/71 Charge pressure sensor

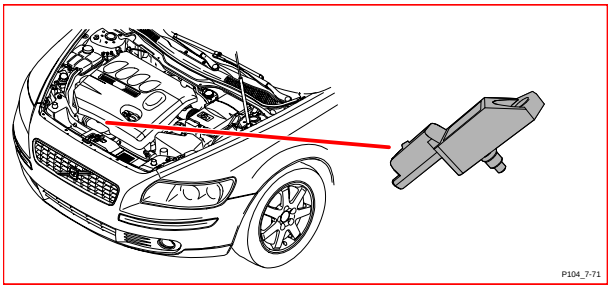

7/74 Oil temperature sensor, automatic transmission

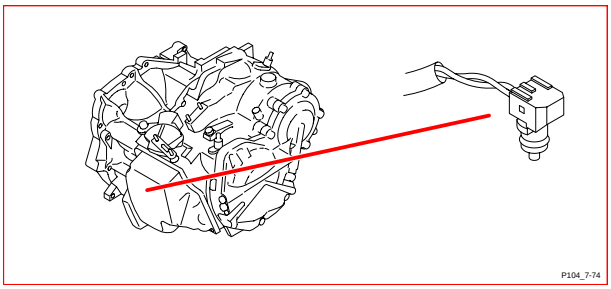

7/77 Temperature sensor, intake air

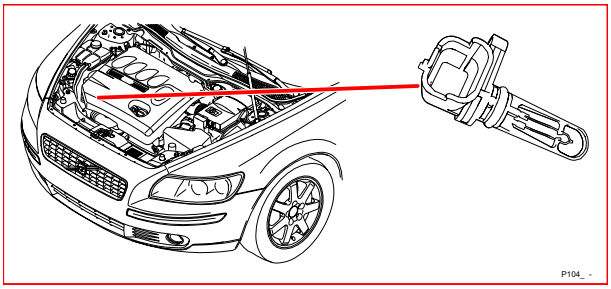

7/81 Pressure sensor, intake manifold

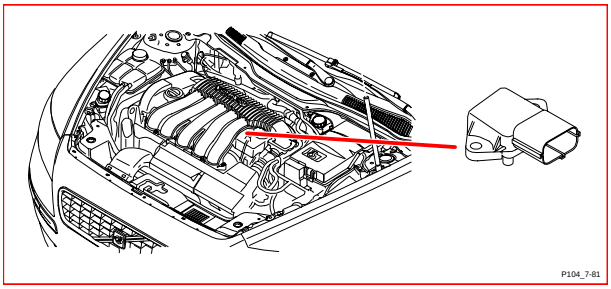

7/82 Heated oxygen sensor, rear

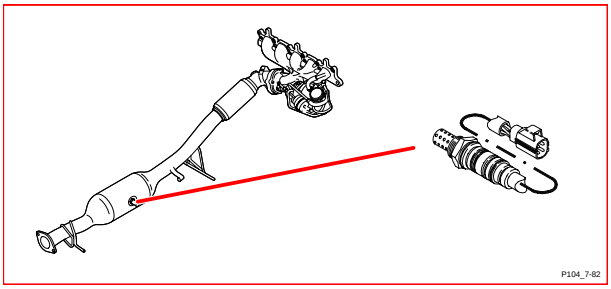

7/93 Occupant Weight Sensor (OWS)

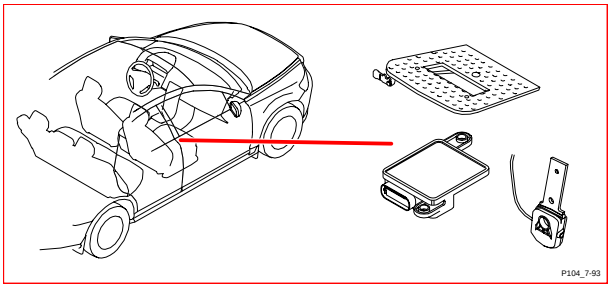

7/100 Level sensor, alarm

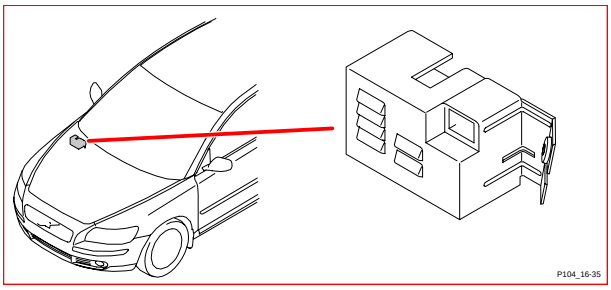

7/108 Side impact sensor, rear left

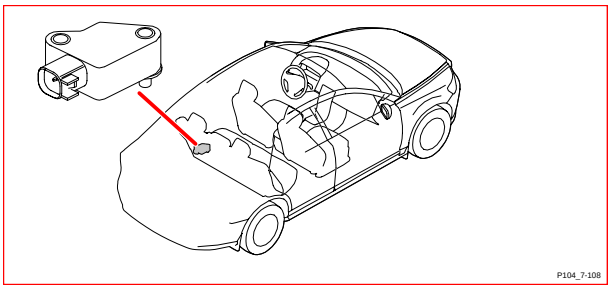

7/109 Side impact sensor, rear right

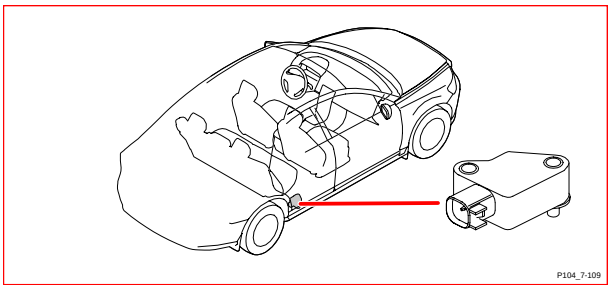

7/110 Sensor, driver's seat temperature

No image!

P104_noimage

7/111 Sensor, passenger seat temperature

No image!

P104_noimage

7/115 Side impact sensor, front left

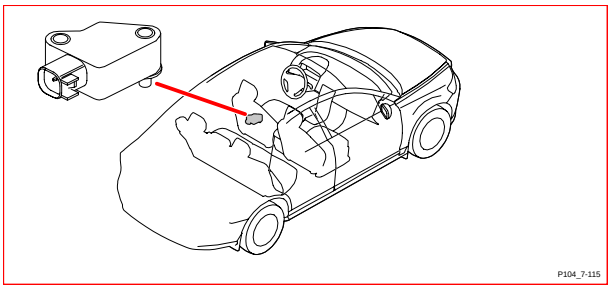

7/116 Side impact sensor, front right

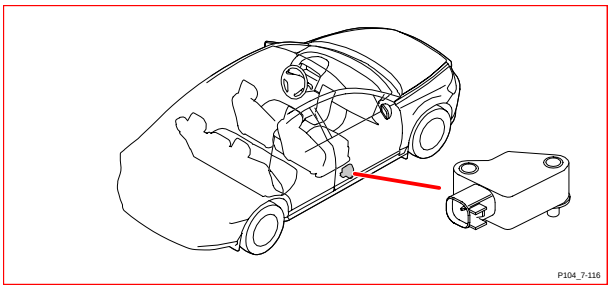

7/120 Angle sensor, Bi-Xenon, rear

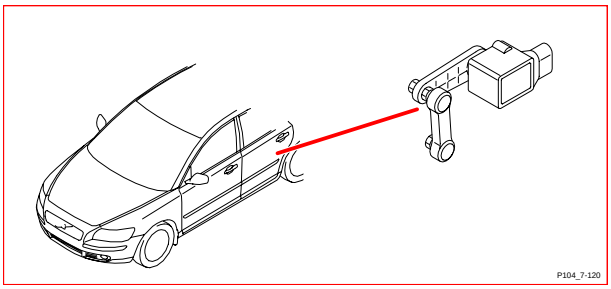

7/121 Angle sensor, Bi-Xenon, front

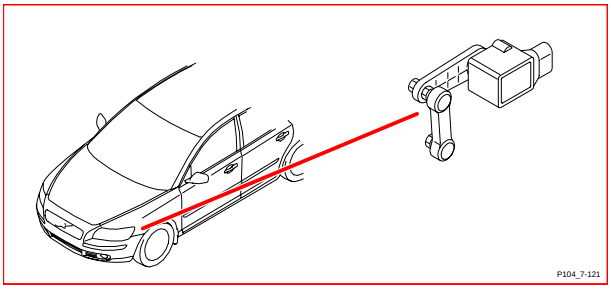

7/122 Mass movement sensor, front

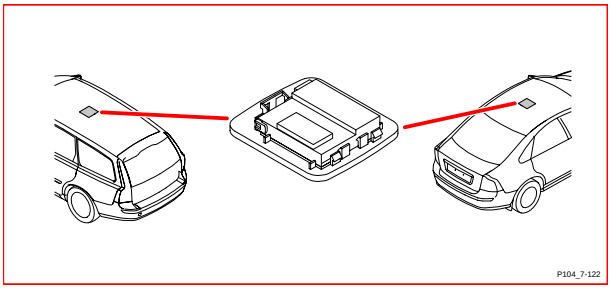

7/123 Clutch pedal sensor

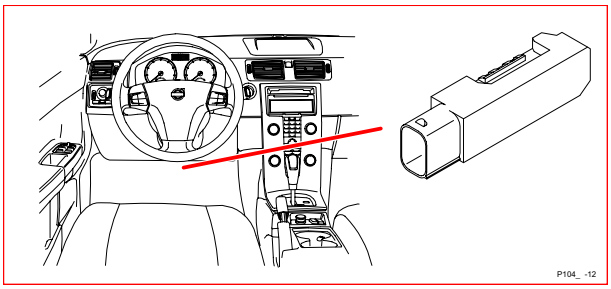

7/124 Brake pedal sensor

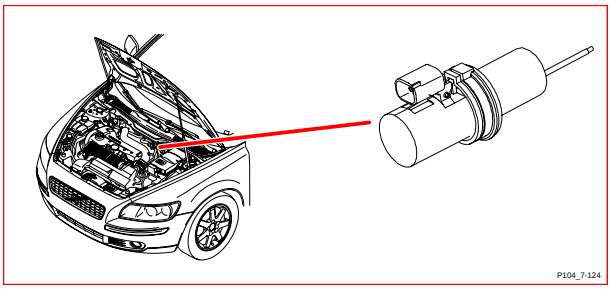

7/143 Fuel level sensor, pump side

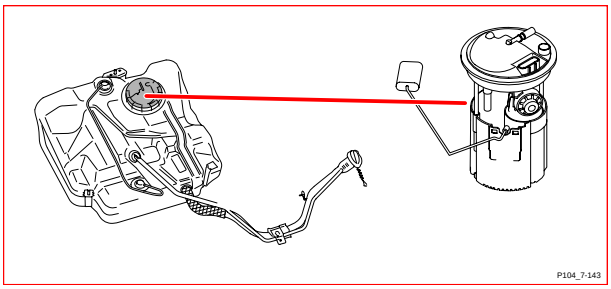

7/149 Rain Sensor Module (RSM)

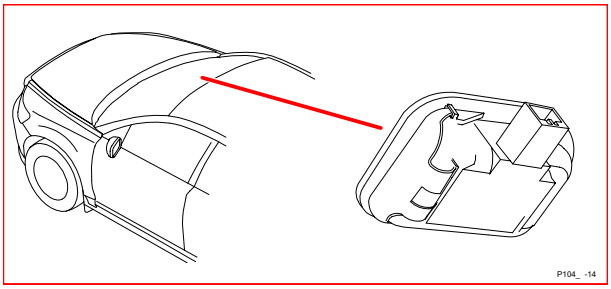

7/154 Fuel temperature sensor

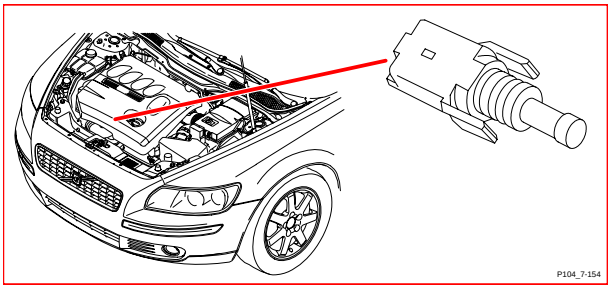

7/156 Fuel pressure and temperature sensor, gasoline

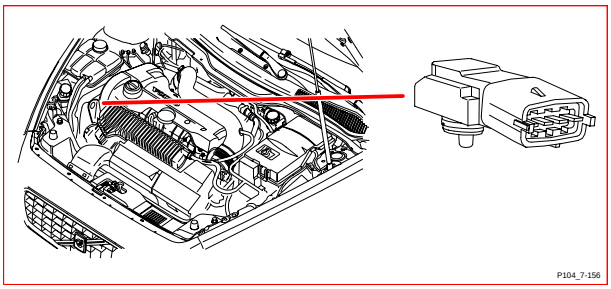

7/158 Mass movement sensor, rear

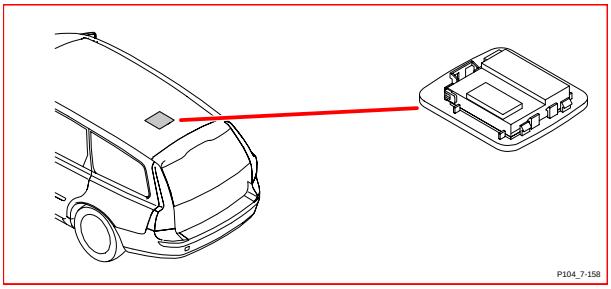

7/159 Air quality sensor

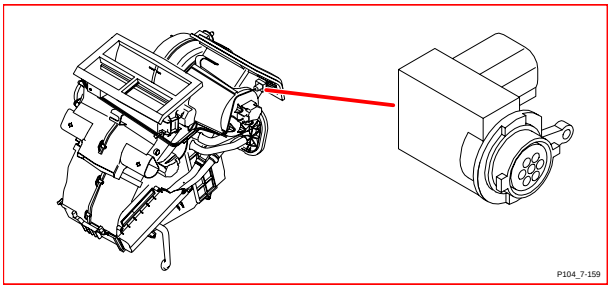

7/162 Pressure sensor, fuel line

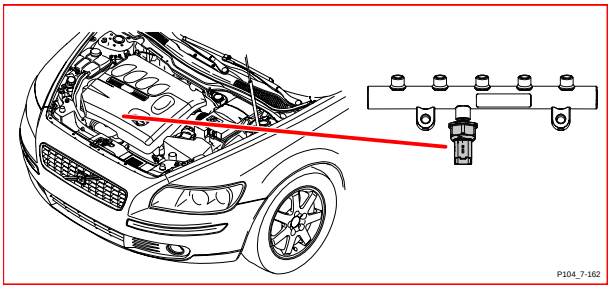

7/164 Body Sensor Cluster (BSC)

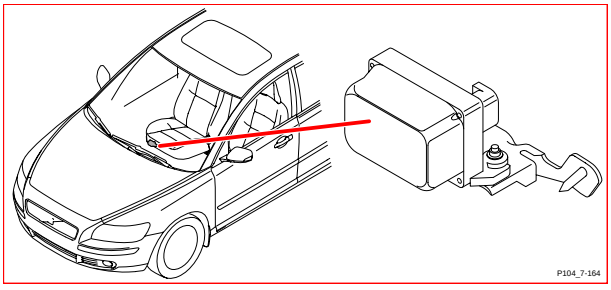

7/165 Pressure and temperature sensor, intake manifold

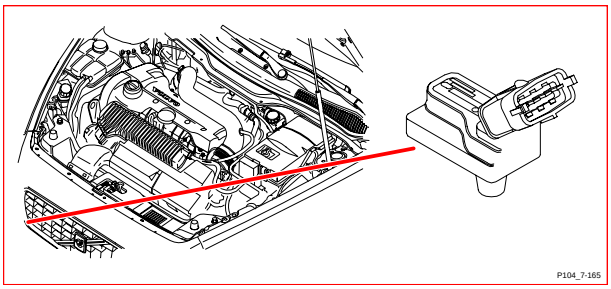

7/172 Camshaft position sensor, intake side

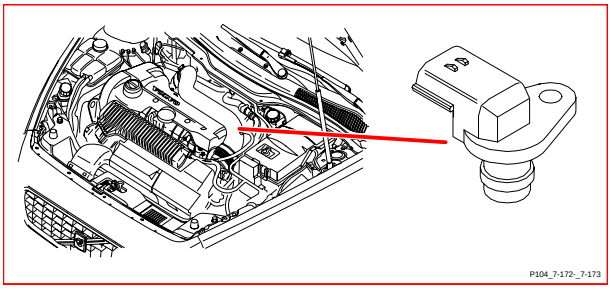

7/173 Camshaft position sensor, exhaust side

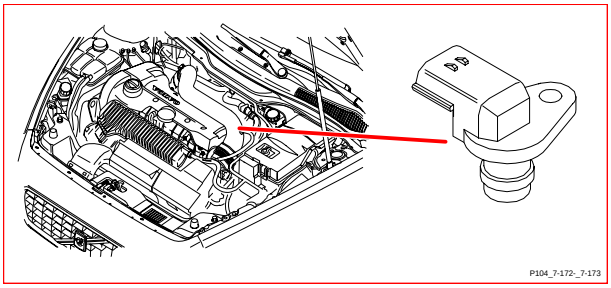

7/178 Right-hand front impact sensor

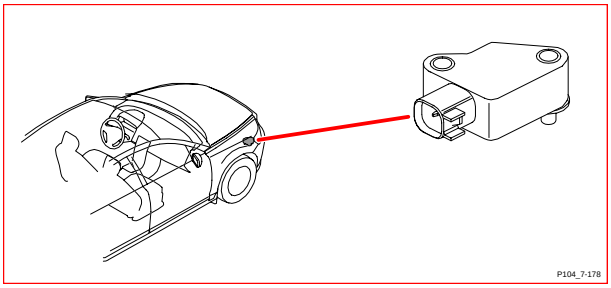

7/179 Left-hand front impact sensor

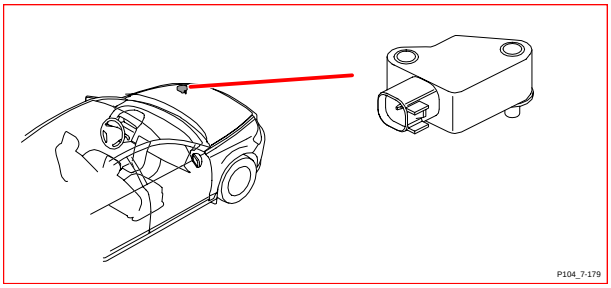

7/182 Remote control IR sensor, RTI

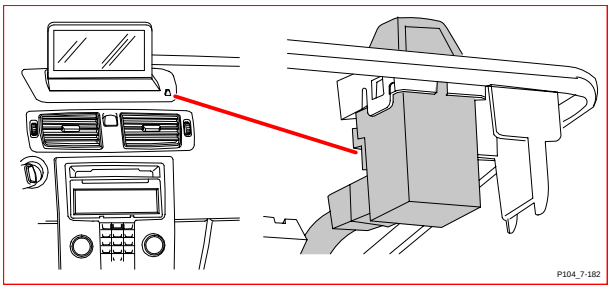

7/193 Position sensor, turbo

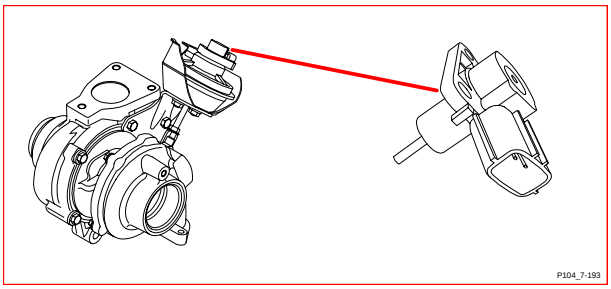

7/194 Belt pulley sensor, driver

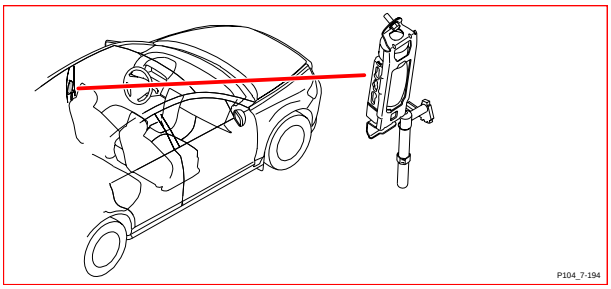

7/195 Belt pulley sensor, passenger

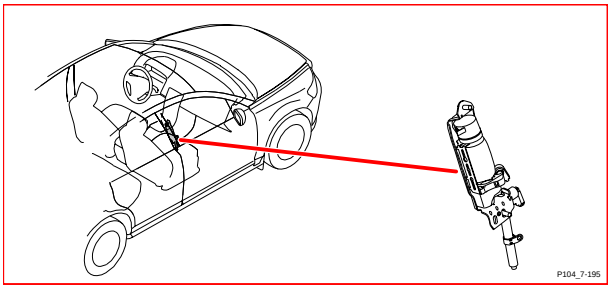

8/3 Electromagnetic clutch, climate control system

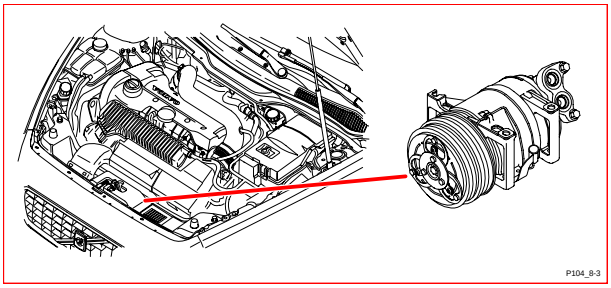

8/6-10 Injectors

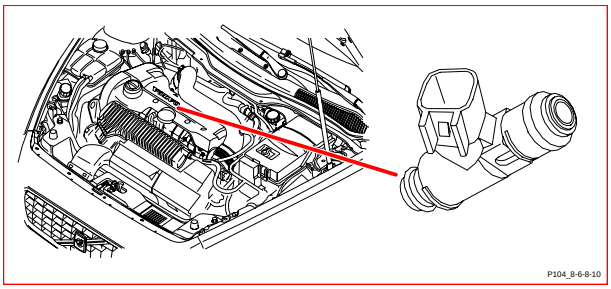

8/18 EVAP valve

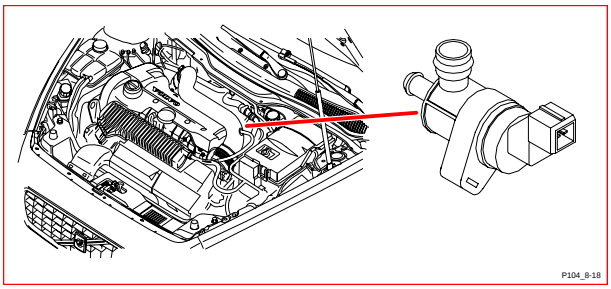

8/19 Solenoid, variable valve timing, intake

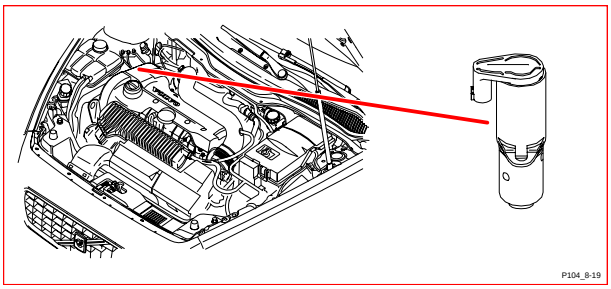

8/28 Turbocharger control valve

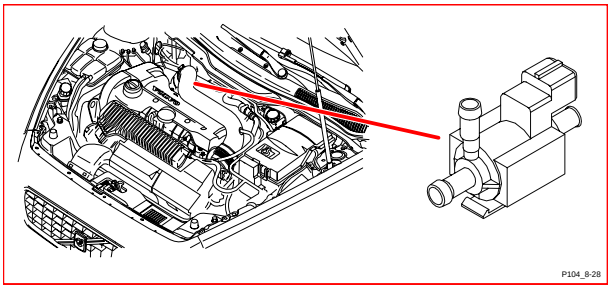

8/30 Airbag igniter, driver's side

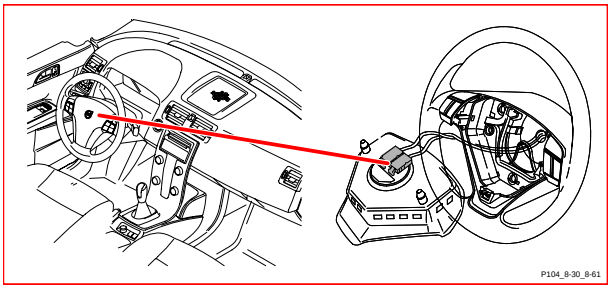

8/31 Airbag igniter, passenger side

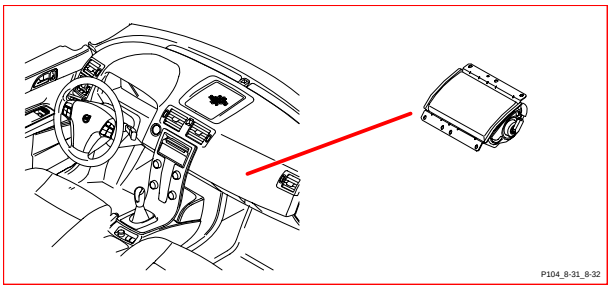

8/32 Igniter, airbag stage 2, passenger side

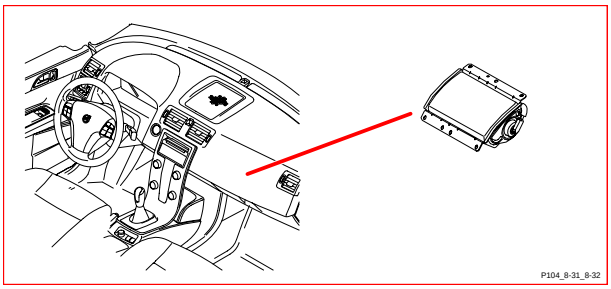

8/33 Igniter, belt tensioner, driver's side

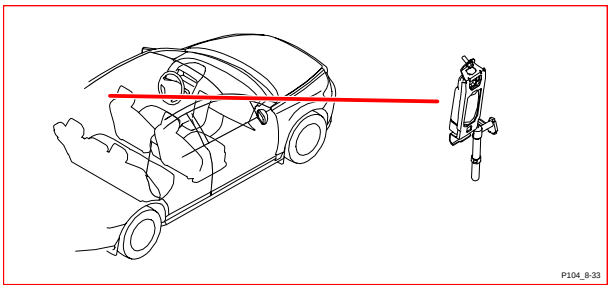

8/34 Igniter, belt tensioner, passenger side

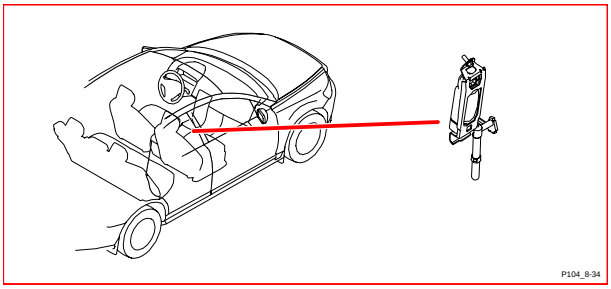

8/36 Shift lock solenoid

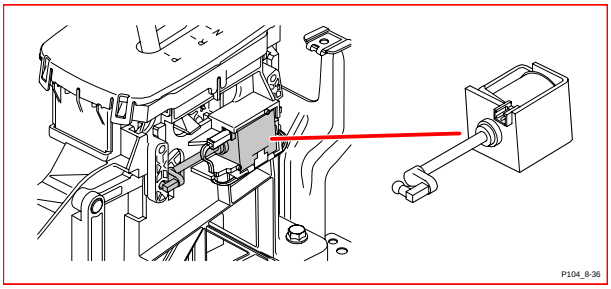

8/37 Automatic transmission

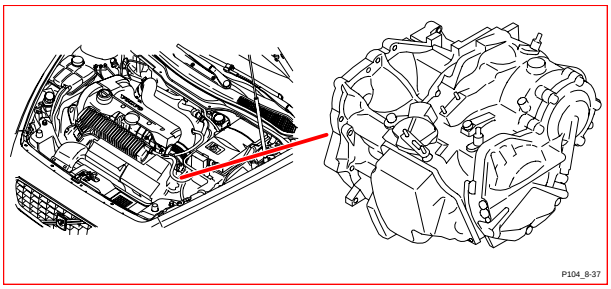

8/38 Shift solenoid 1

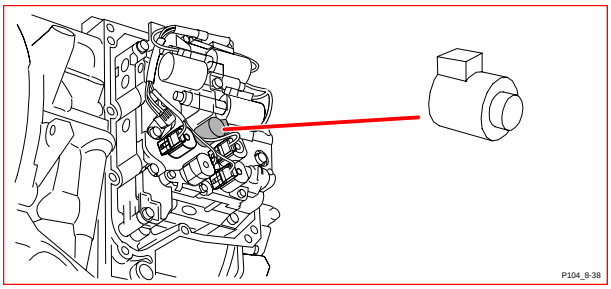

8/39 Shift solenoid 2

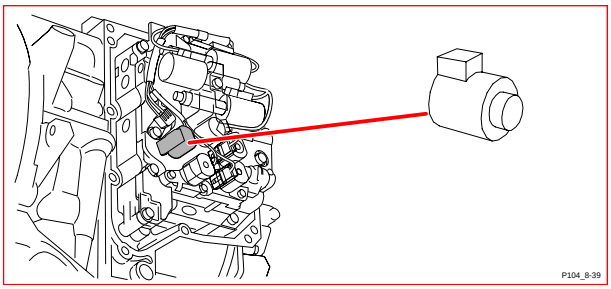

8/40 Lock-up solenoid

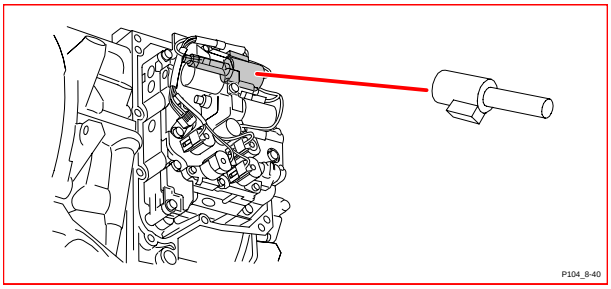

8/41 Pressure solenoid

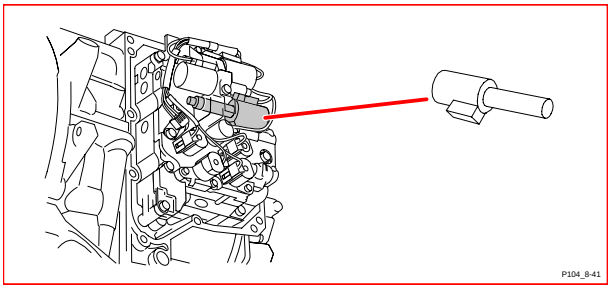

8/48 Auto-dimming rearview mirror

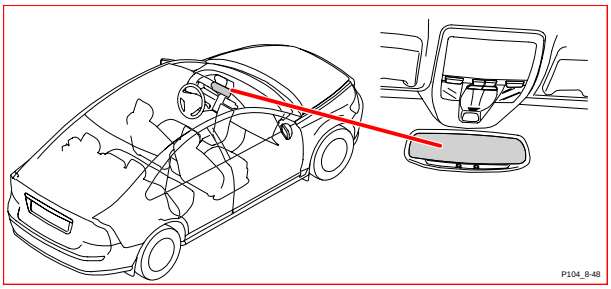

8/51 Side airbag igniter, driver's side

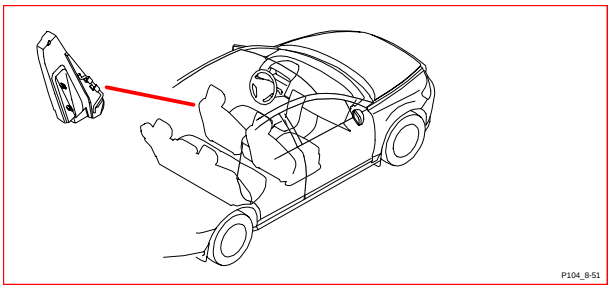

8/52 Side airbag igniter, passenger side

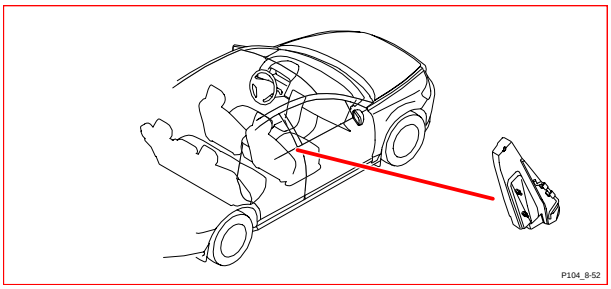

8/55 Igniter, left rear belt tensioner

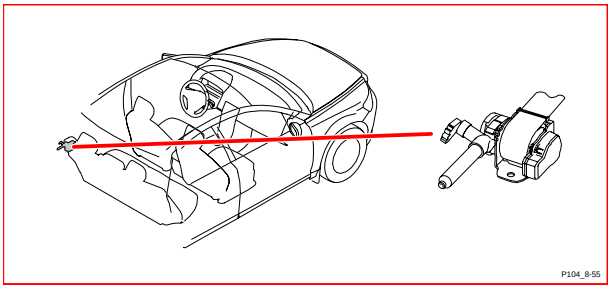

8/56 Igniter, right rear belt tensioner

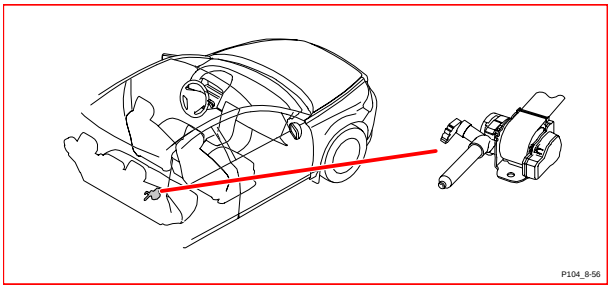

8/61 Igniter, airbag stage 2, driver's side

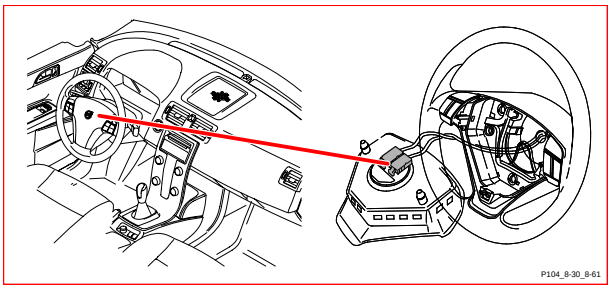

8/66 Igniter, left inflatable curtain

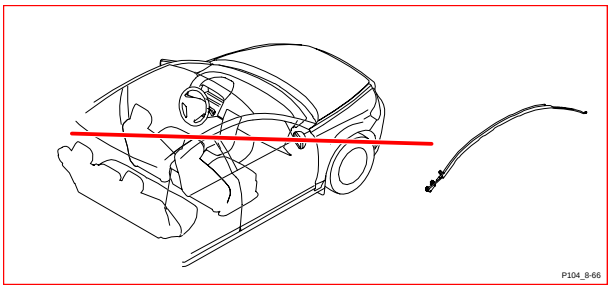

8/67 Igniter, right inflatable curtain

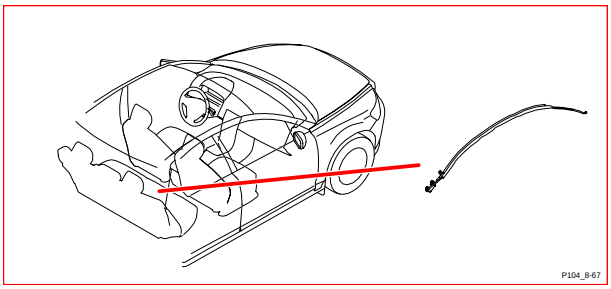

8/68 Bypass valve

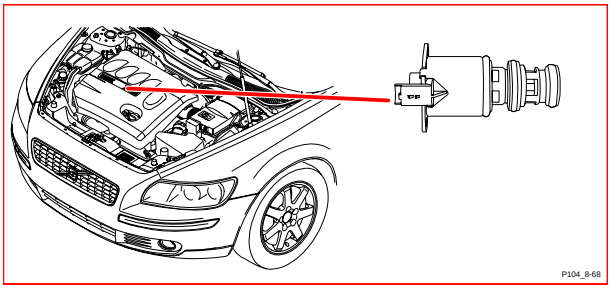

8/71 Throttle solenoid

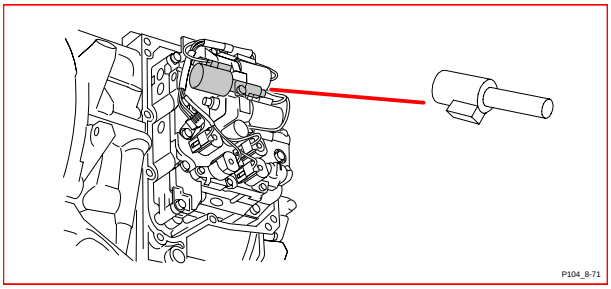

8/72 Shift solenoid 3

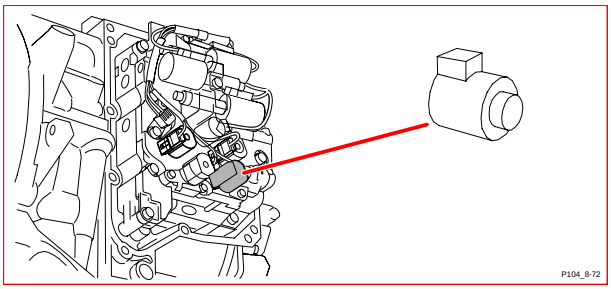

8/73 Shift solenoid 4

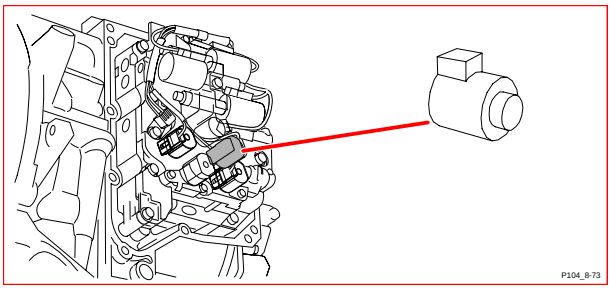

8/74 Shift solenoid 5

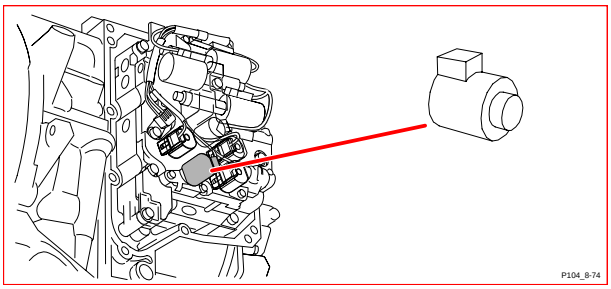

8/77 Control valve, fuel volume

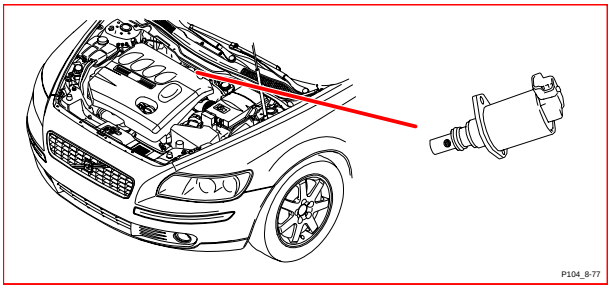

8/81 Solenoid, variable valve timing outlet

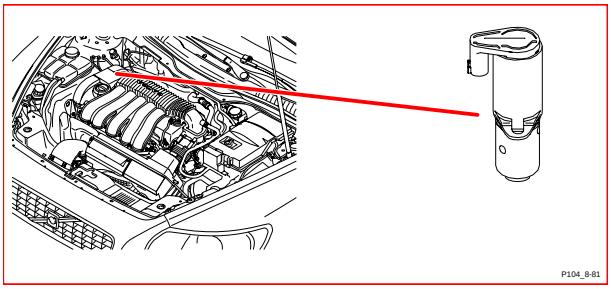

8/82 Solenoid, variable turbo geometry

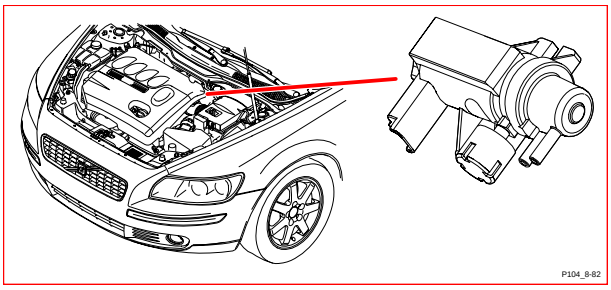

8/84 Switch, vacuum pump

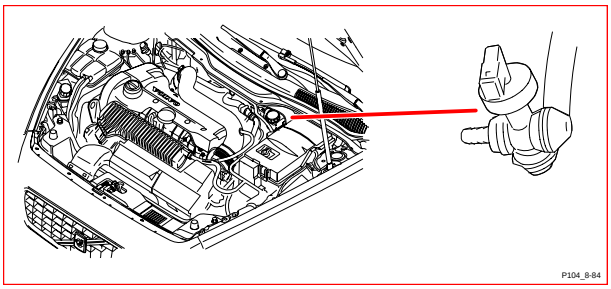

8/92 Driver's lap belt tensioner

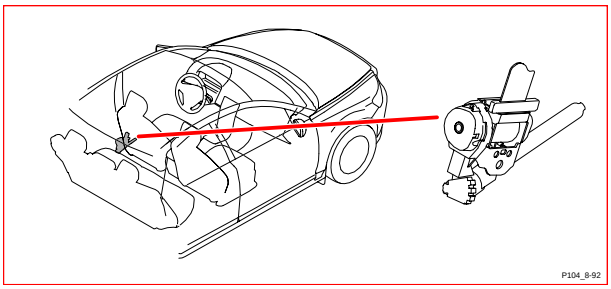

8/99 Igniter, steering column

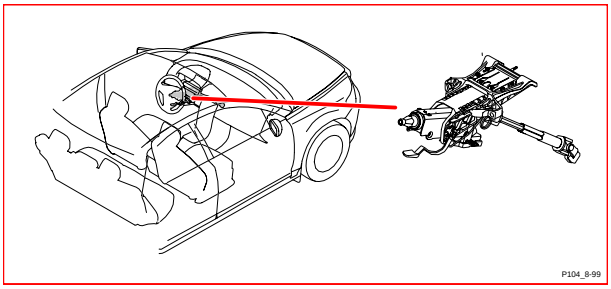

8/119 Pressure monitor, climate control system

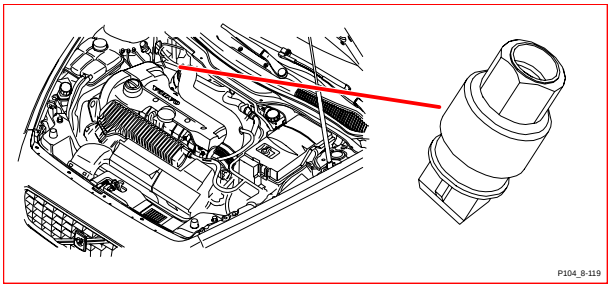

8/120 EGR valve

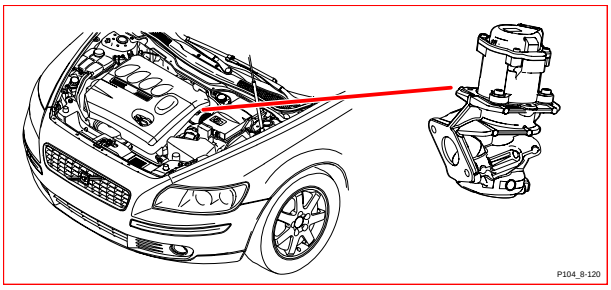

8/127 Pressure switch, climate control system

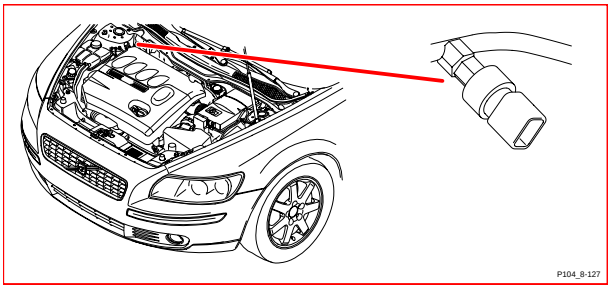

8/128 Driver's belt force limiter

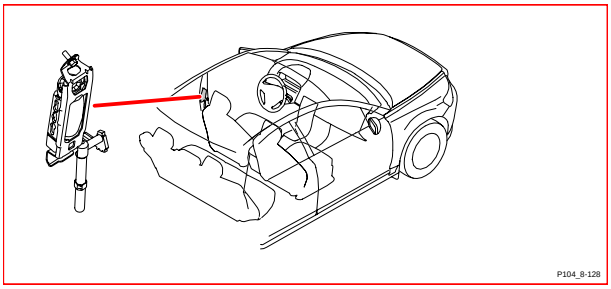

8/129 Passenger belt force limiter

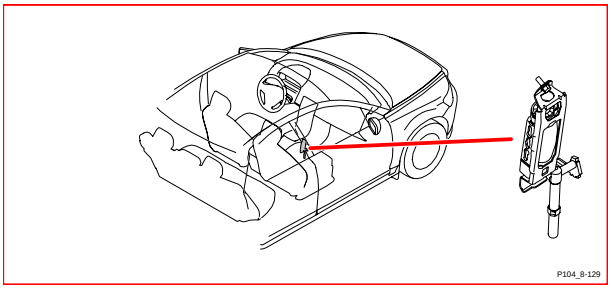

8/131 Cut-off valve, expansion tank

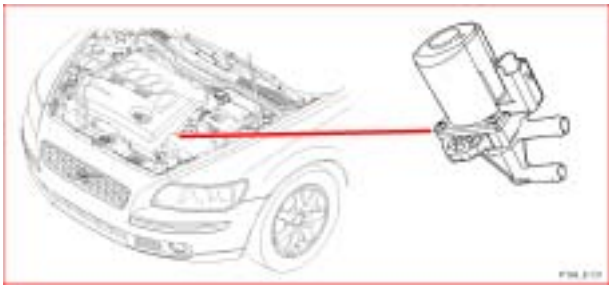

8/132 Control valve, intake

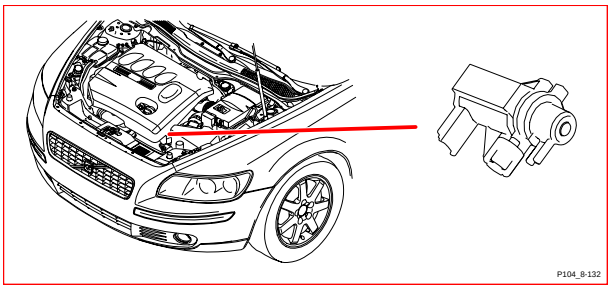

8/133 Control valve, fuel pressure

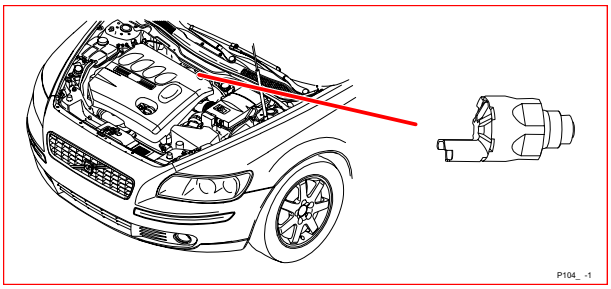

8/134 Solenoid, reverse interlock, manual

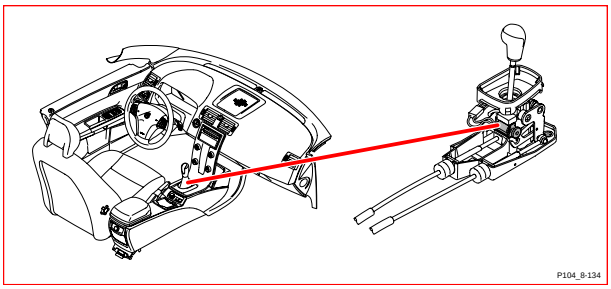

9/1 Front 12V outlet

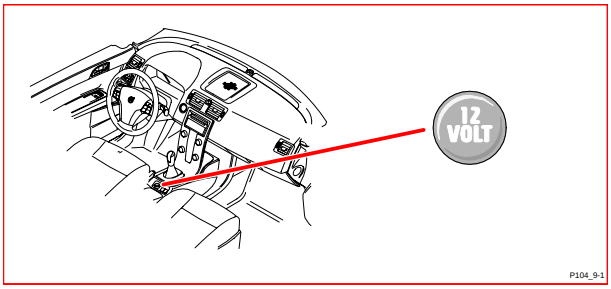

9/2 Heated rear window

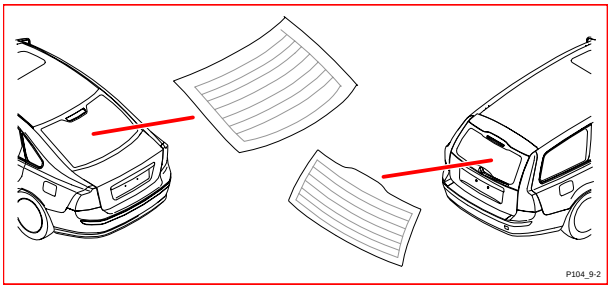

9/12 Seat Heater Module (SHM), driver's side

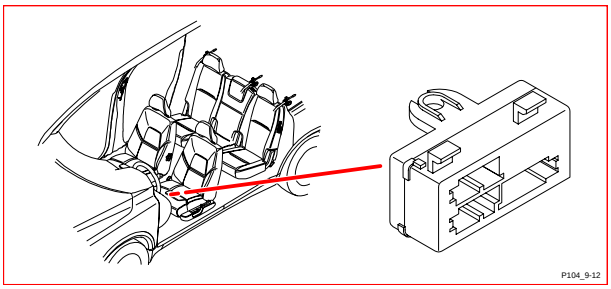

9/13 Seat Heater Module (SHM), passenger side

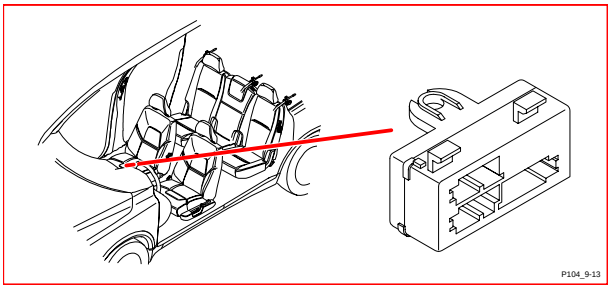

9/16 Heating element, driver's seat backrest

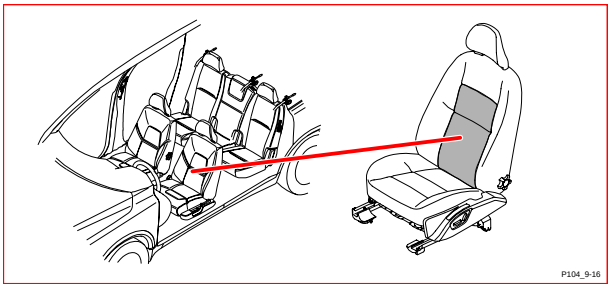

9/17 Heating element, passenger seat backrest

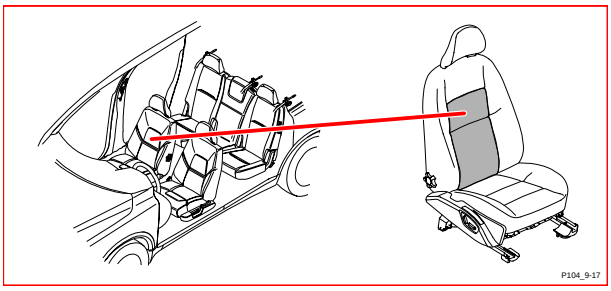

9/18 Heating element, driver's seat cushion

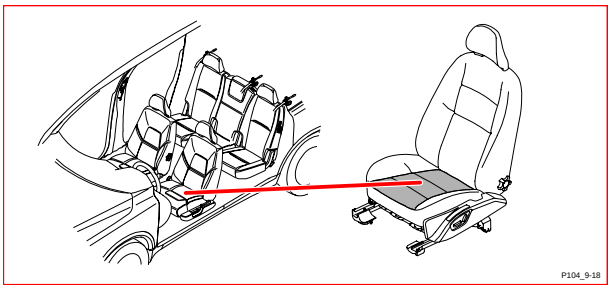

9/19 Heating element, passenger seat cushion

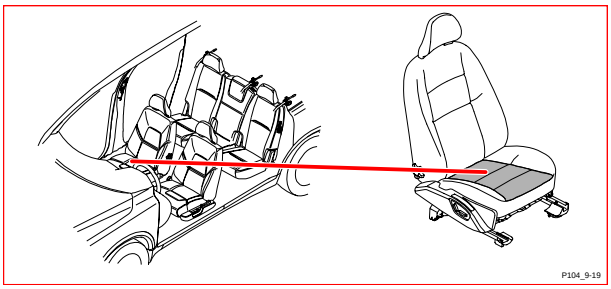

9/25 Rear 12V outlet

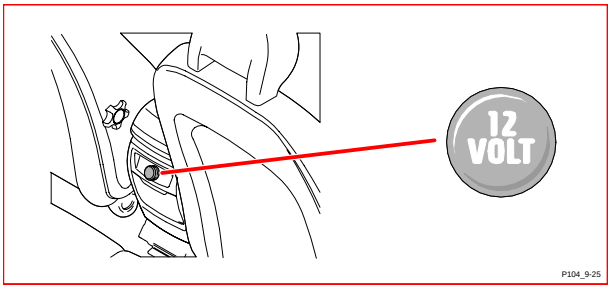

9/30 Auxiliary heater

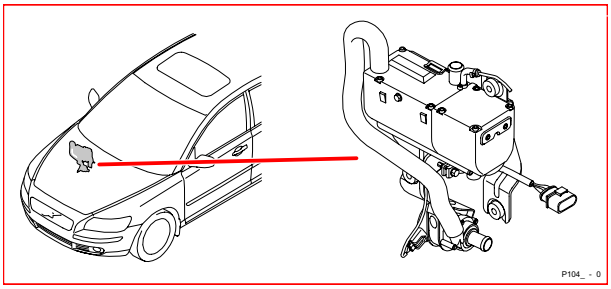

9/32 PTC resistor, oil trap

9/33 Heated driver's door mirror

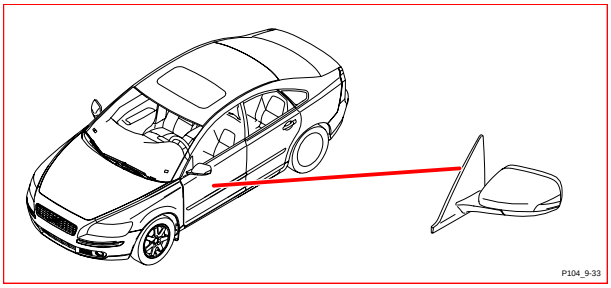

9/34 Heated passenger door mirror

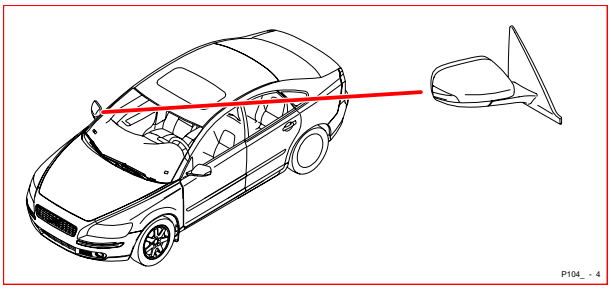

9/38 Heated fuel filter

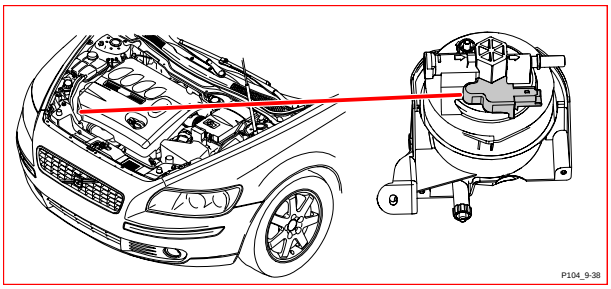

9/41 PTC element

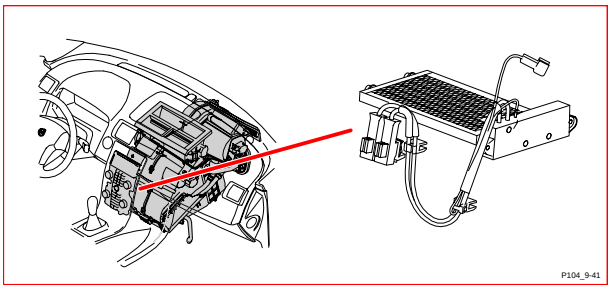

10/1 Lamp housing, front left

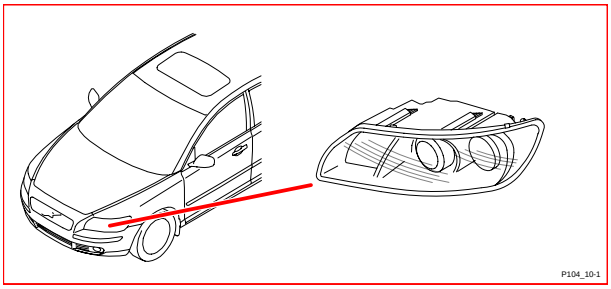

10/2 Lamp housing, front right

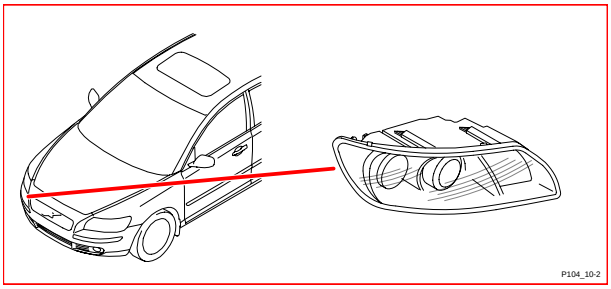

10/3 License plate lighting

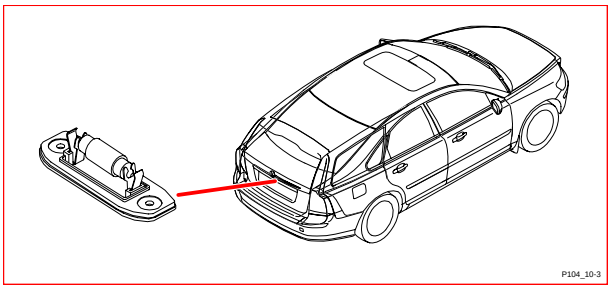

10/5 Fog light, front left

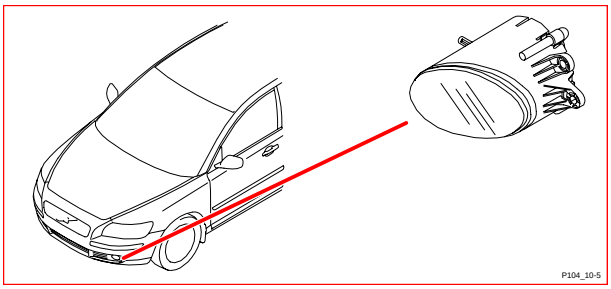

10/6 Fog light, front right

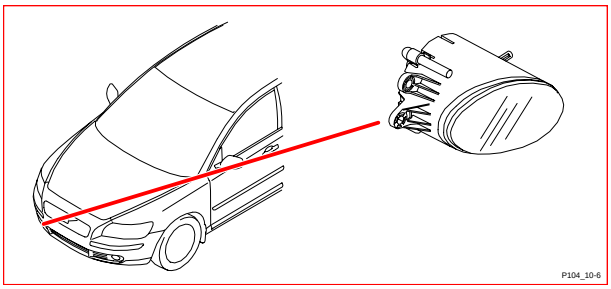

10/11 Position/parking light, front left

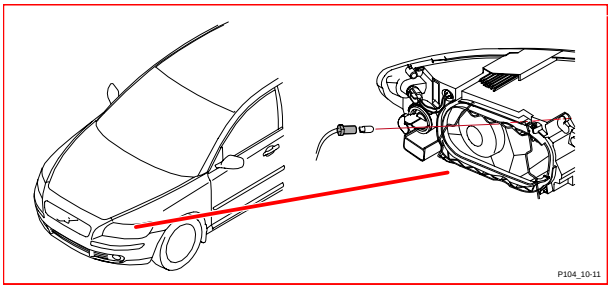

10/12 Position/parking light, front right

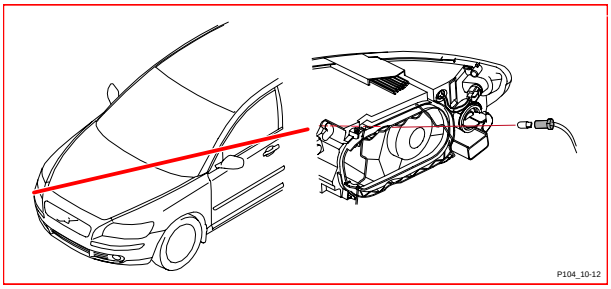

10/13 Direction indicator, front left

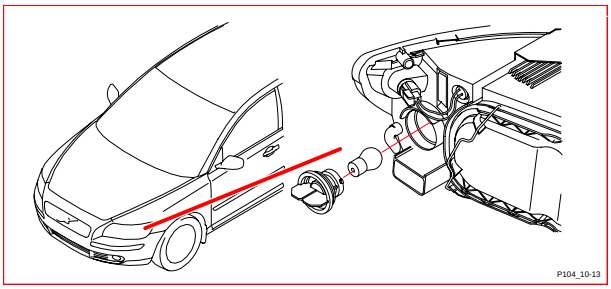

10/14 Direction indicator, front right

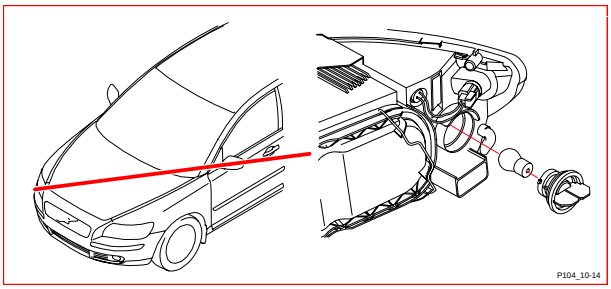

10/15 Direction indicator, driver's door mirror

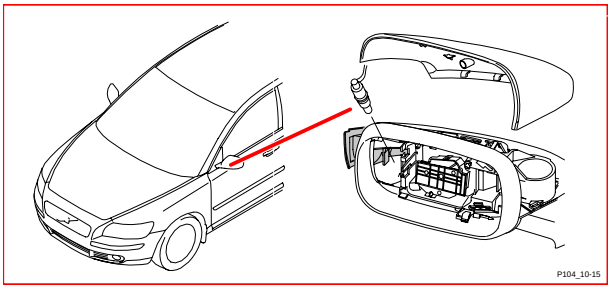

10/16 Direction indicator, passenger door mirror

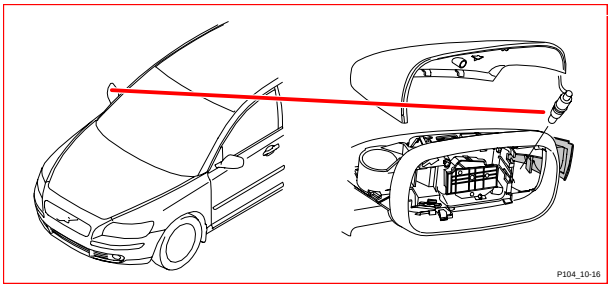

10/17 Lamp housing, rear right

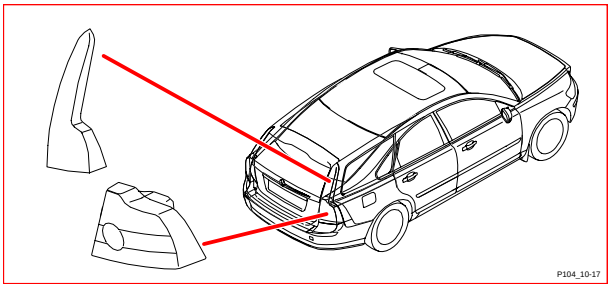

10/18 Lamp housing, rear left

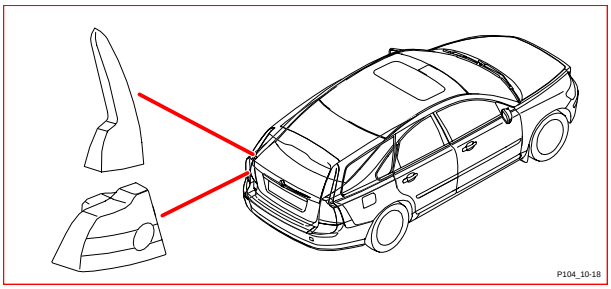

10/19 Auxiliary brake light

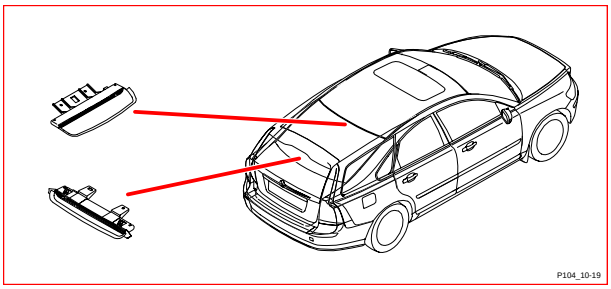

10/22 Ceiling light

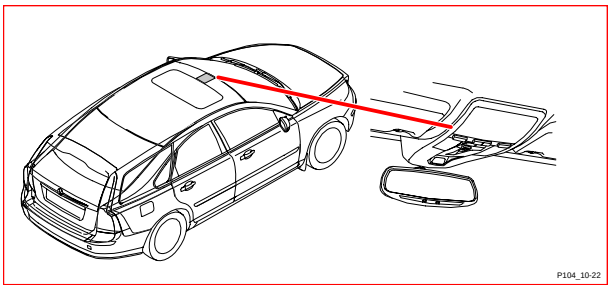

10/24 Cargo compartment lighting

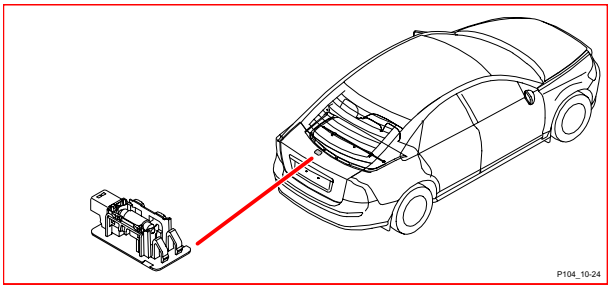

10/25 Ceiling light, cargo compartment

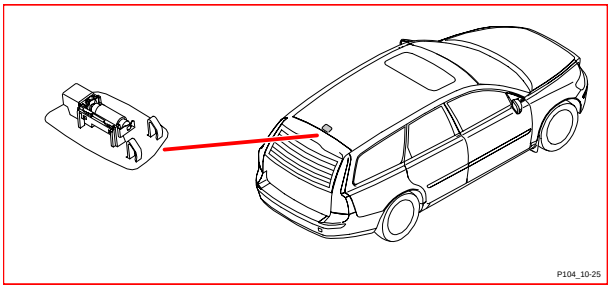

10/29 Glove compartment lighting

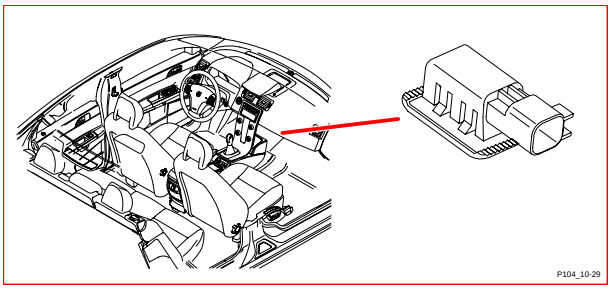

10/43 Brake light, right

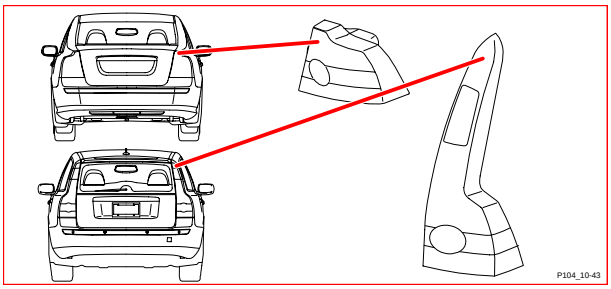

10/44 Taillight 1, right

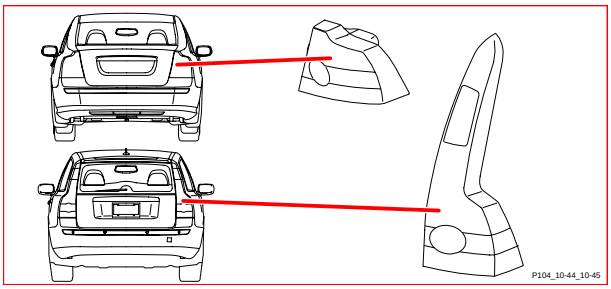

10/45 Taillight 2, right

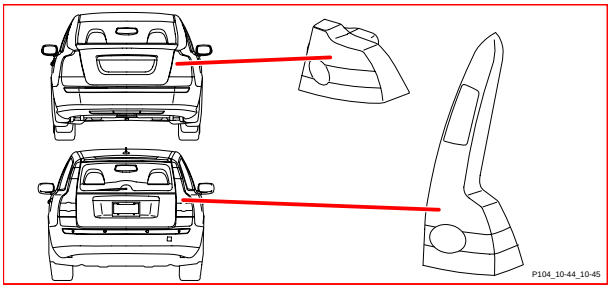

10/46 Fog light, right rear

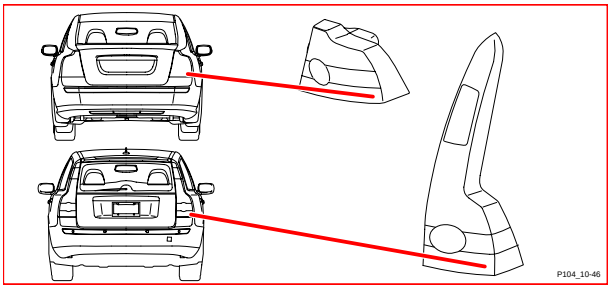

10/47 Direction indicator, right rear

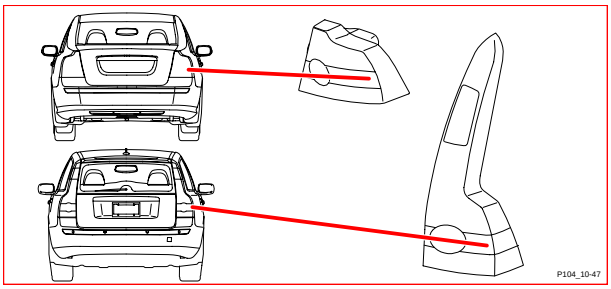

10/48 Reversing light, right

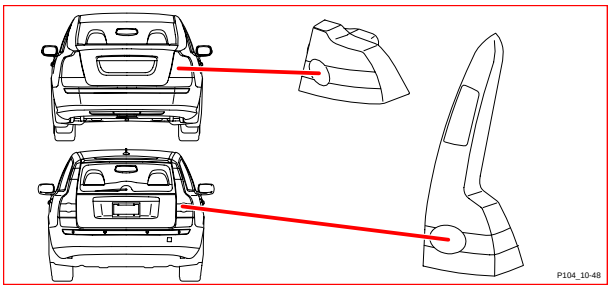

10/50 Brake light, left

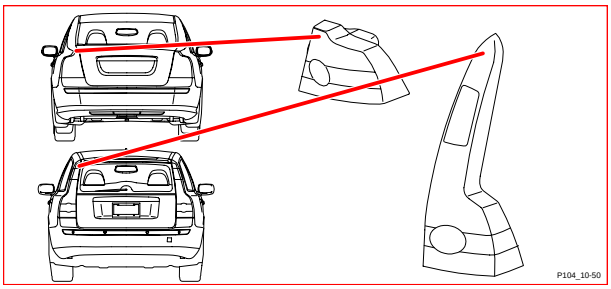

10/51 Taillight 1, left

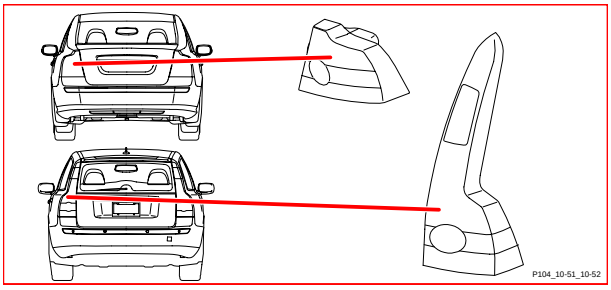

10/52 Taillight 2, left

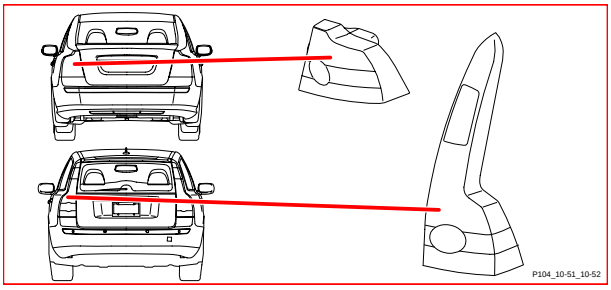

10/53 Fog light, left rear

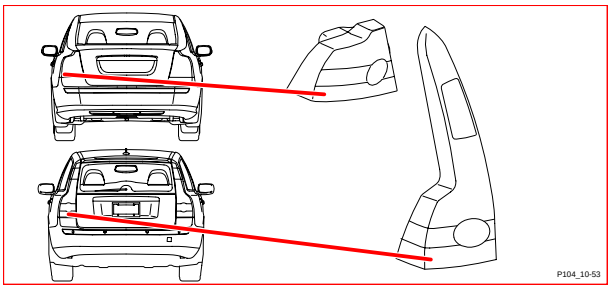

10/54 Direction indicator, left rear

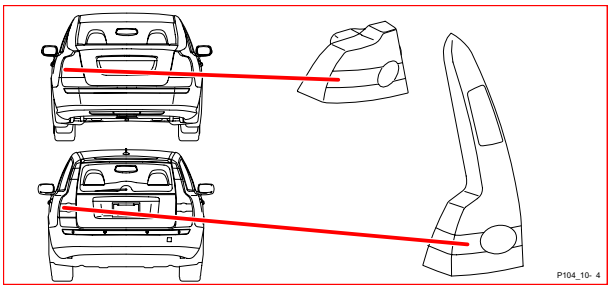

10/55 Reversing light, left

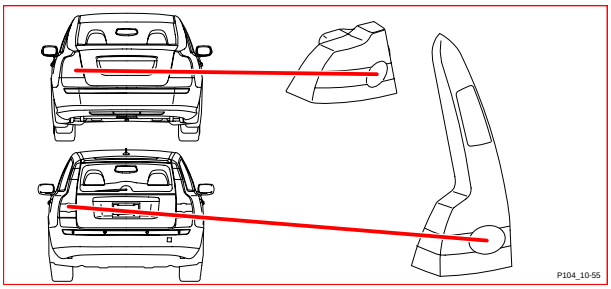

10/64 High beam, right

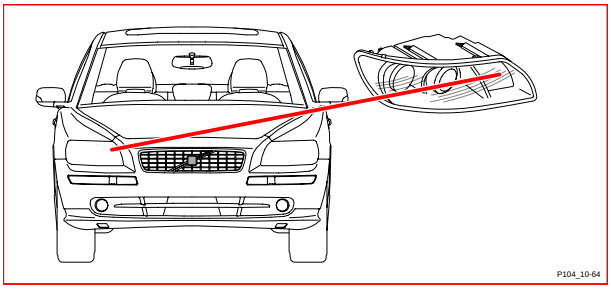

10/65 Auxiliary light, front right

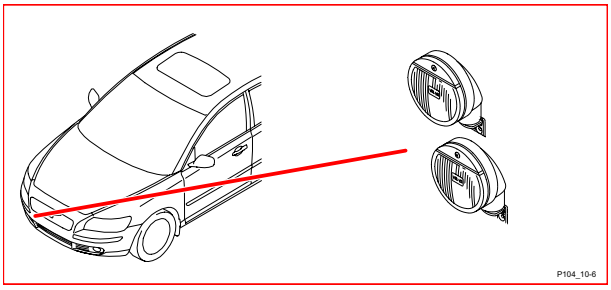

Component illustrations
10/66 - 10/149

10/66 Low beam, right

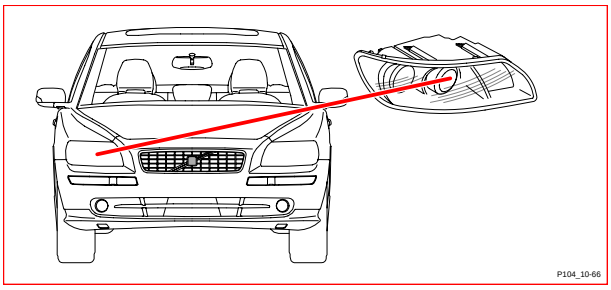

10/68 High beam, left

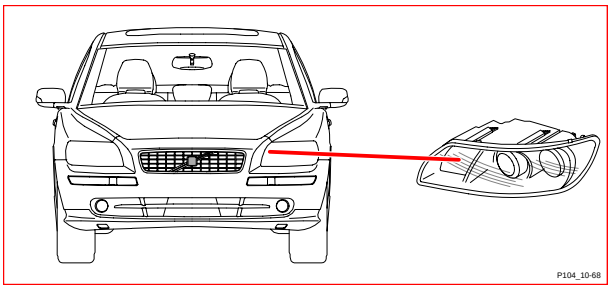

10/69 Auxiliary light, front left

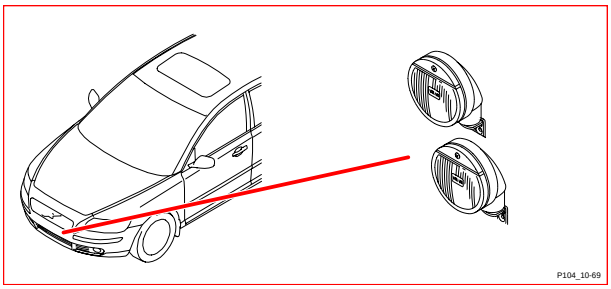

10/70 Low beam, left

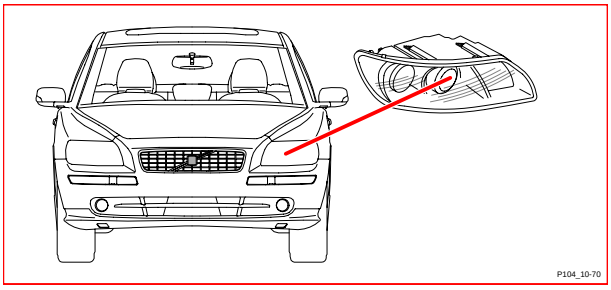

10/97 Courtesy lighting, left

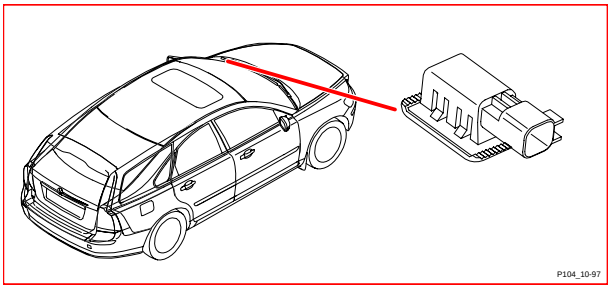

10/102 Courtesy lighting, right

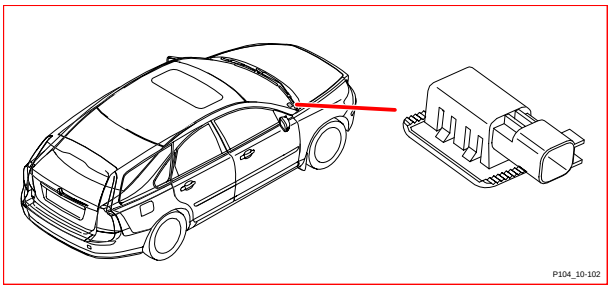

10/114 Vanity mirror lighting, left

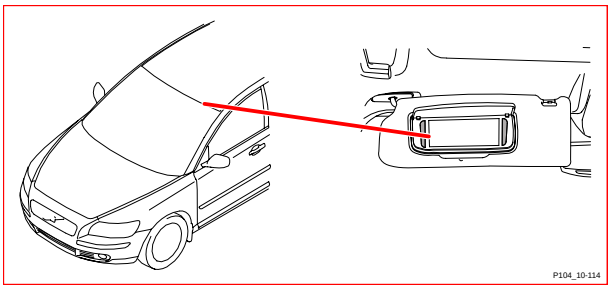

10/115 Vanity mirror lighting, right

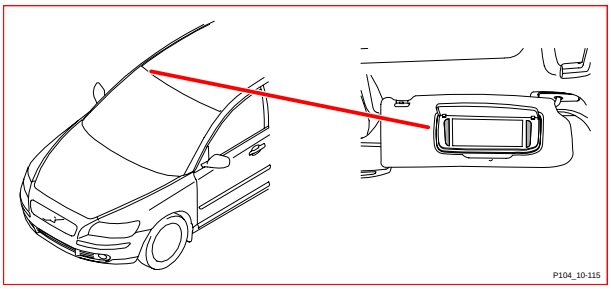

10/148 Lighting, driver's door mirror

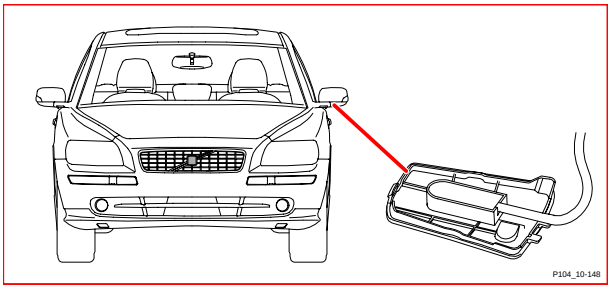

10/149 Lighting, passenger door mirror

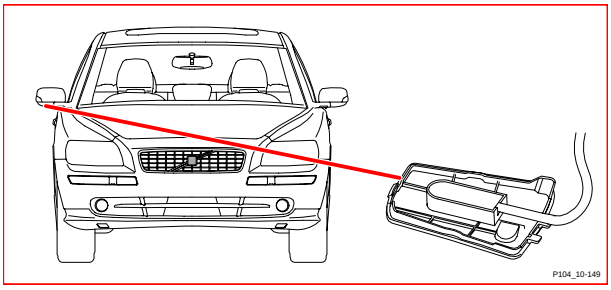

10/150 Rear reading light

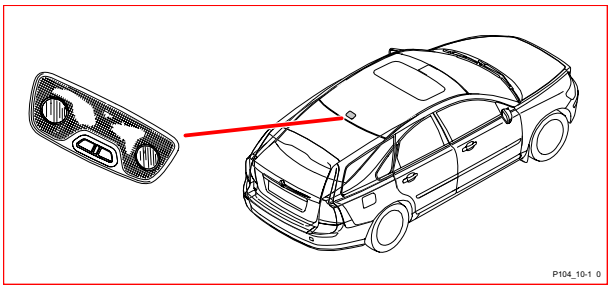

15/31 Engine compartment distribution box

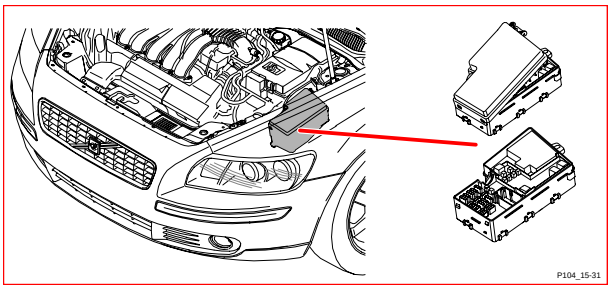

16/1 Infotainment Control Module (ICM)

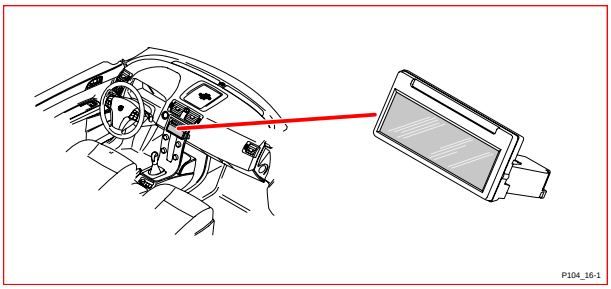

16/3 Speaker, passenger door

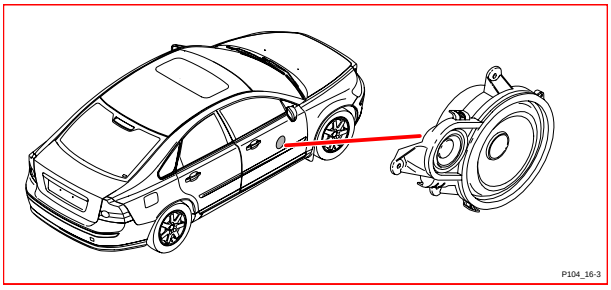

16/4 Speaker, driver's door

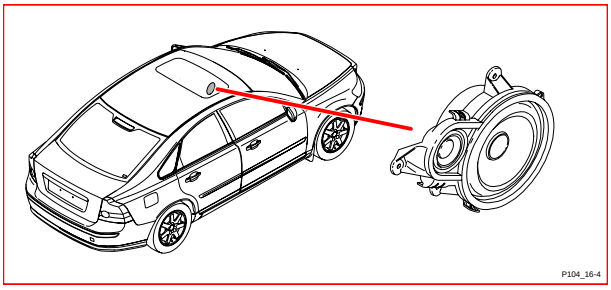

16/5 Speaker, right rear door

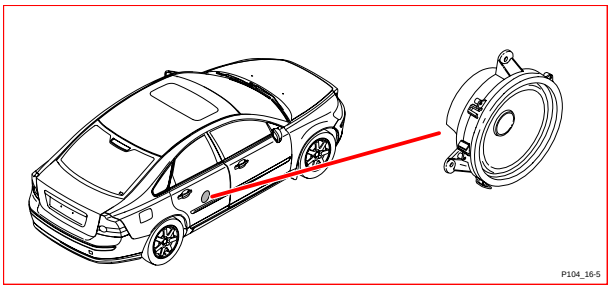

16/6 Speaker, left rear door

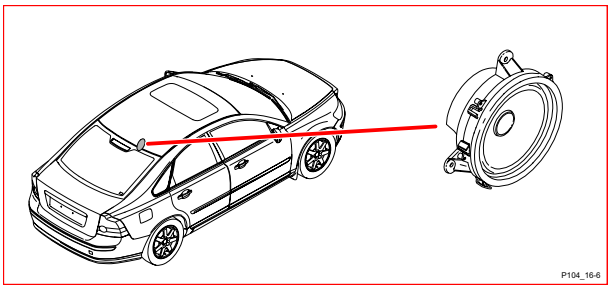

16/9 Window antenna

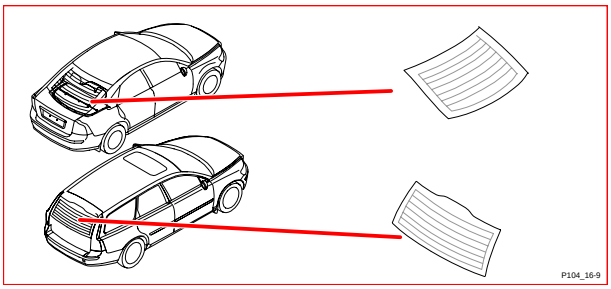

16/10 Horn 1

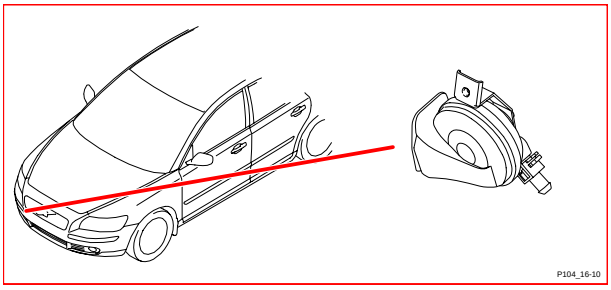

16/11 Horn 2

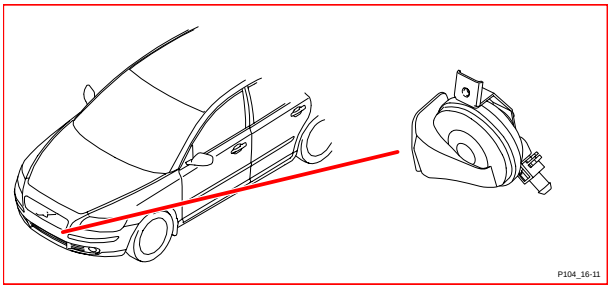

16/16 Window antenna amplifier

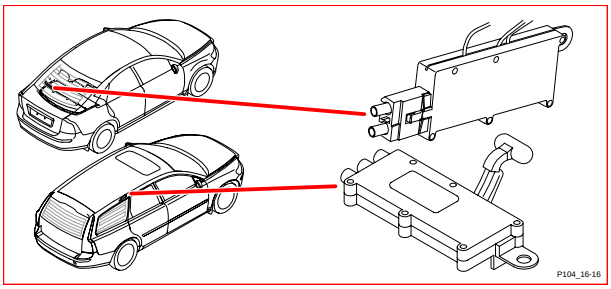

16/26 Center speaker, dashboard

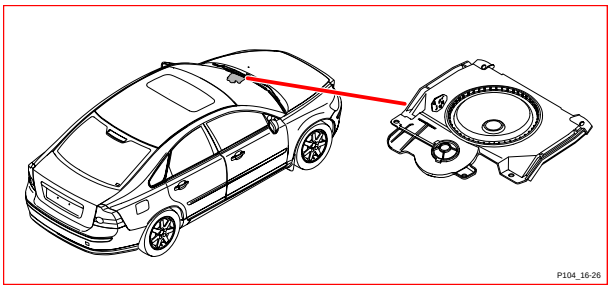

16/26 Center speaker, dashboard, RTI

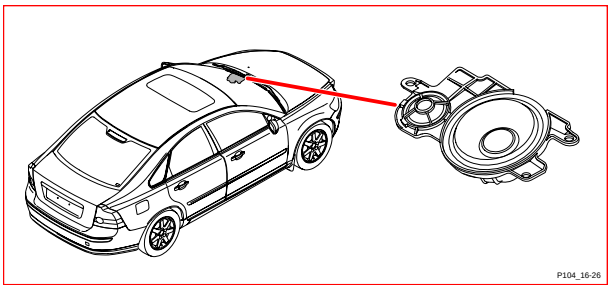

16/35 Siren Control Module (SCM)

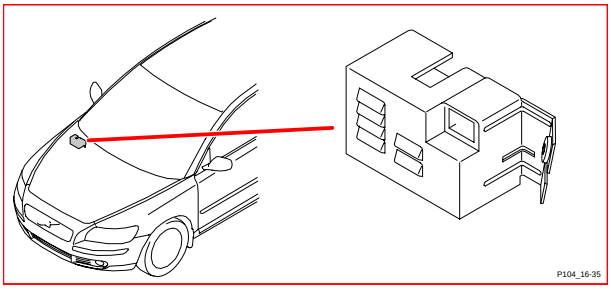

16/46 RTI Display

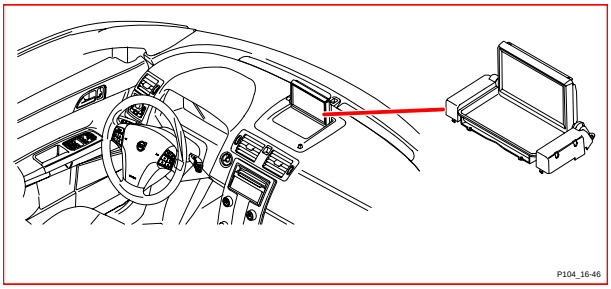

16/47 GPS antenna RTI

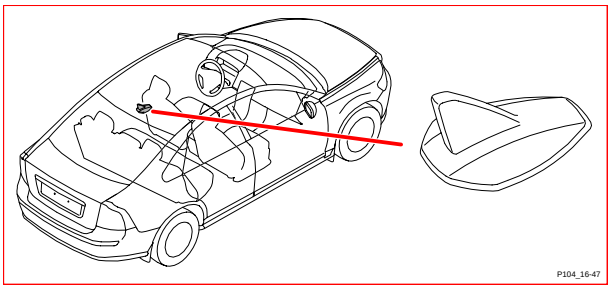

16/49 Traffic Message Channel Module (TMC)

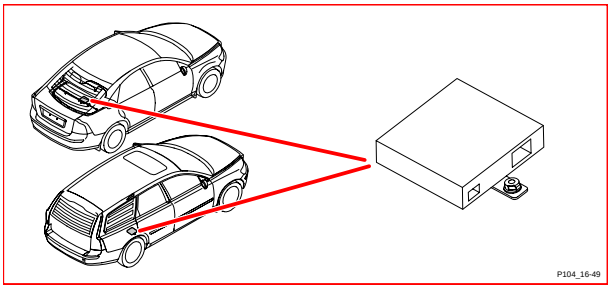

16/55 Tweeter, driver's door

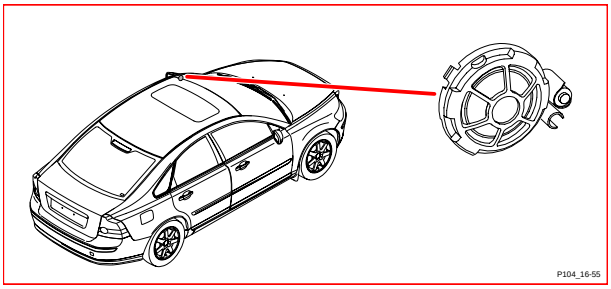

16/56 Tweeter, passenger door

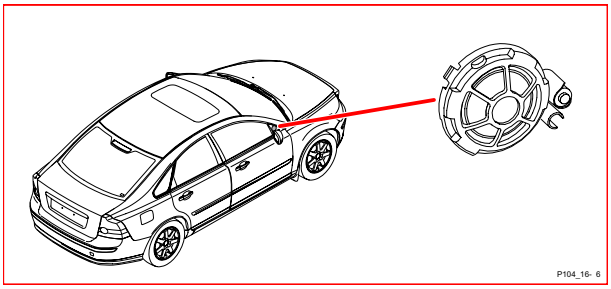

16/60 Phone Module (PHM)

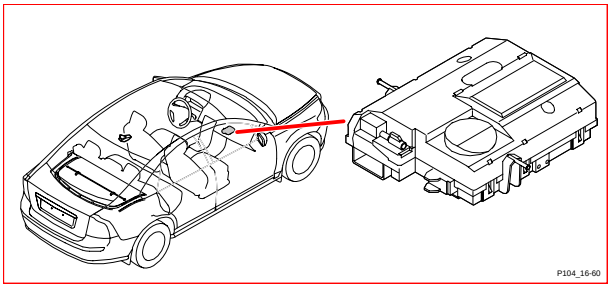

16/62 Hand unit, cellular phone

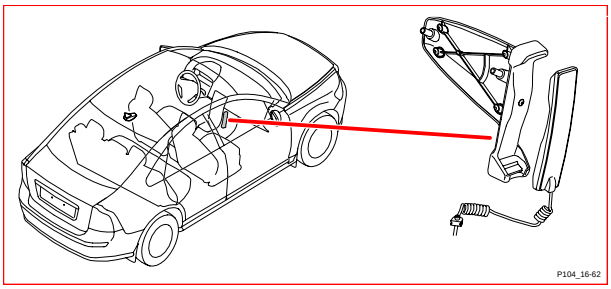

16/64 Antenna, cellular phone

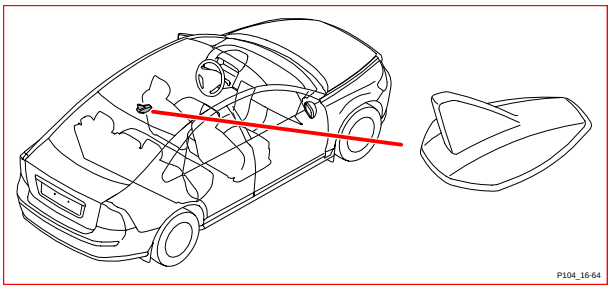

16/79 Subwoofer Module (SUB)

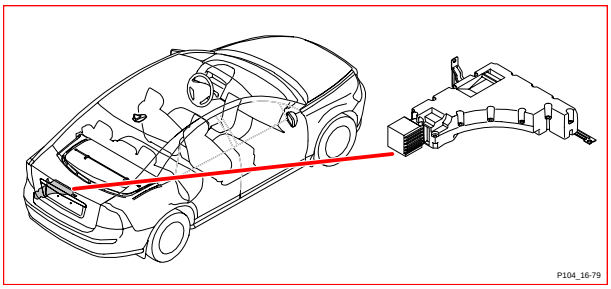

16/93 Control module, cellular phone handsfree

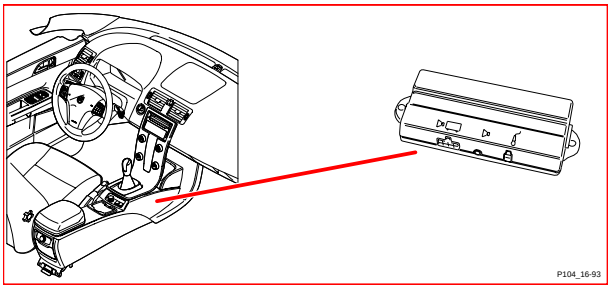

16/94 AM/FM Tuner Module (AFM)

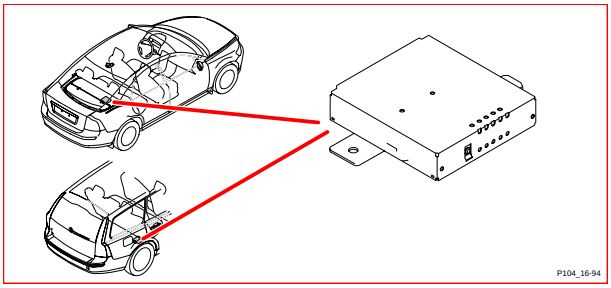

16/98 Microphone

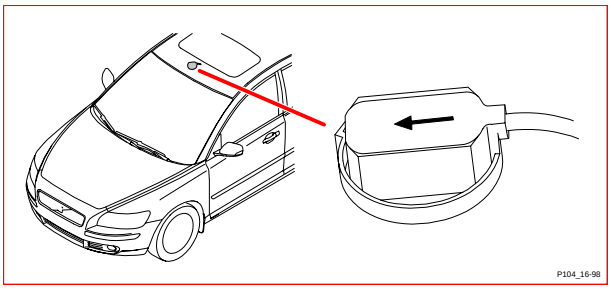

16/105 Audio Module (AUD)

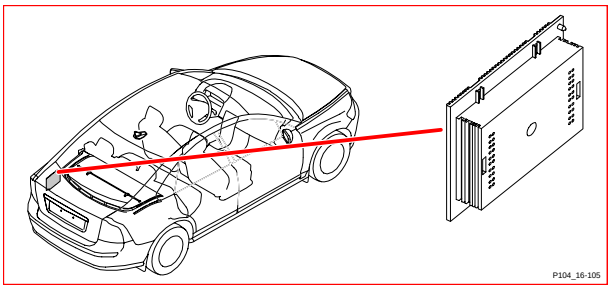

16/107 Media Player Module (MPM)

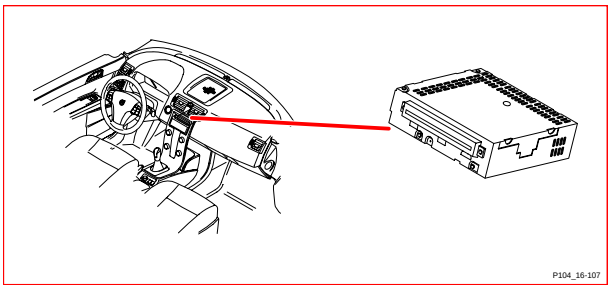

16/108 Multimedia Module (MMM)

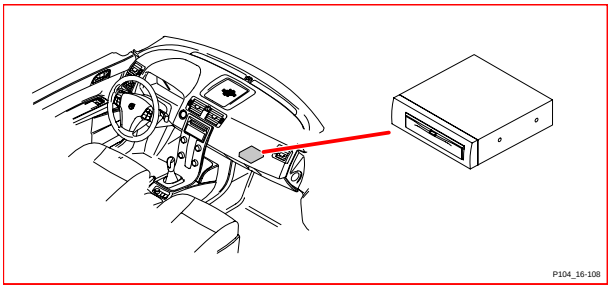

16/126 Holder, cellular phone handsfree

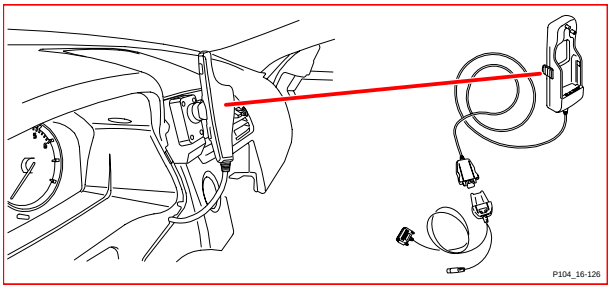

16/127 Microphone, cellular phone handsfree

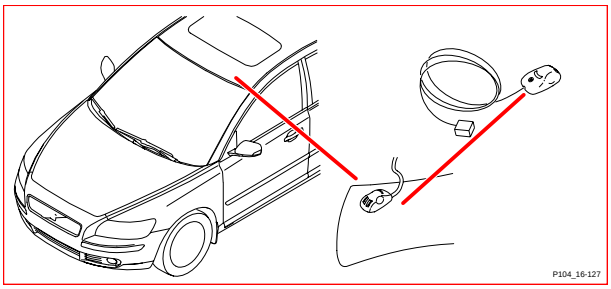

16/136 Tweeter, left rear door

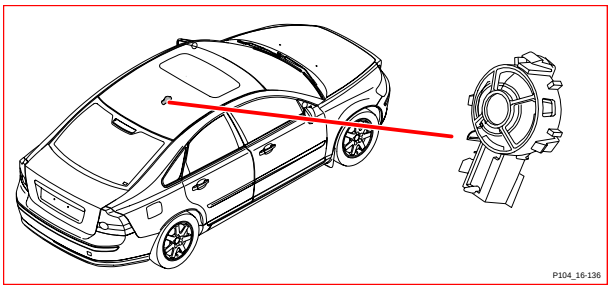

16/137 Tweeter, right rear door

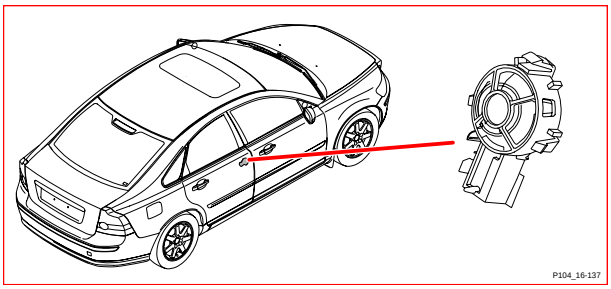

16/138 Window antenna, right rear

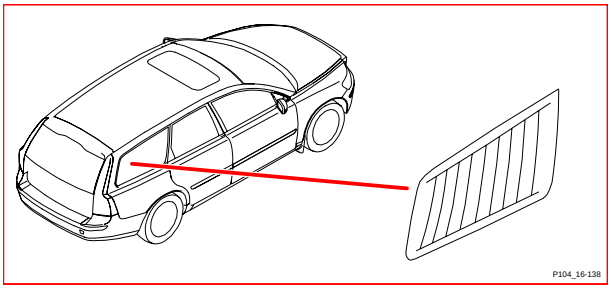

16/139 Global Positioning System Module (GPS)

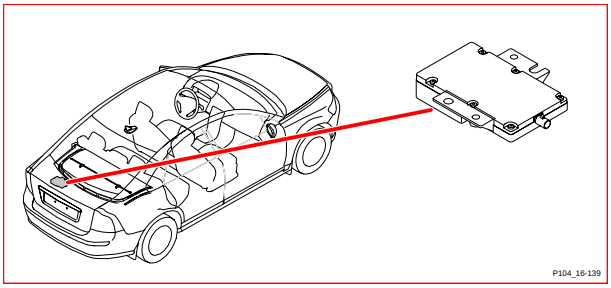

16/140 SIM card reader

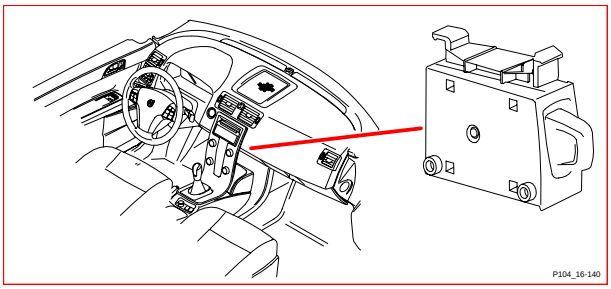

16/141 Interference filter, rear window, left

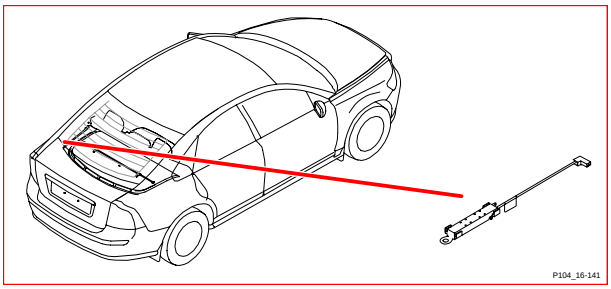

16/142 Interference filter, rear window, right

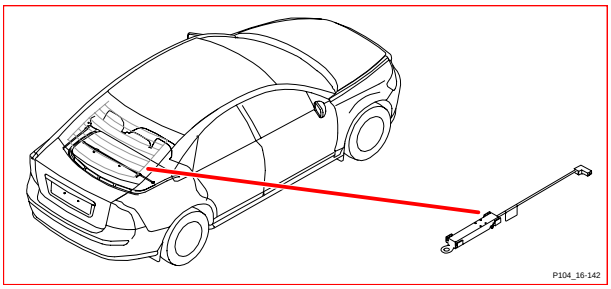

17/13 Data link connector

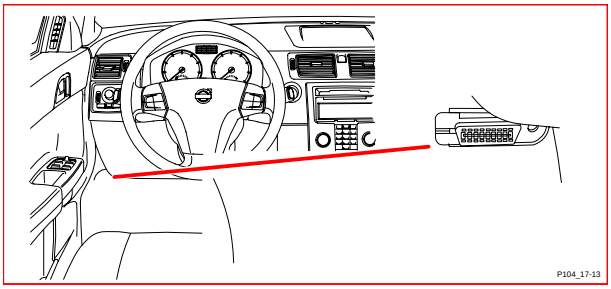

17/19 12V outlet, cargo compartment

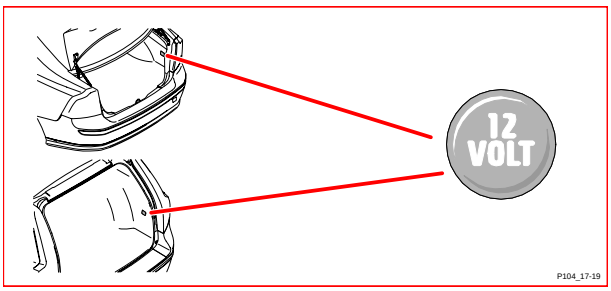

17/37 4-pin outlet, towbar cable harness

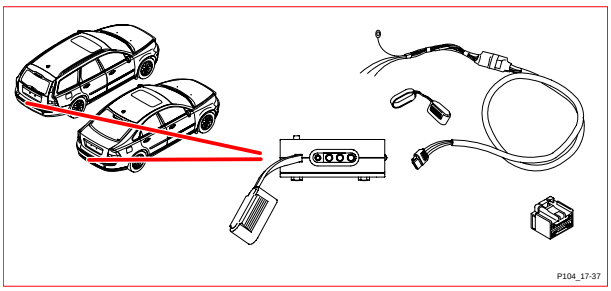

17/38 7-pin outlet, towbar cable harness

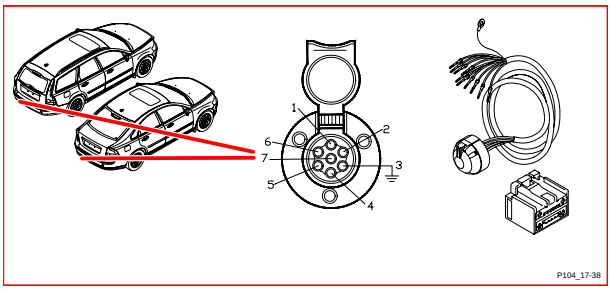

17/39 13-pin outlet, towbar cable harness

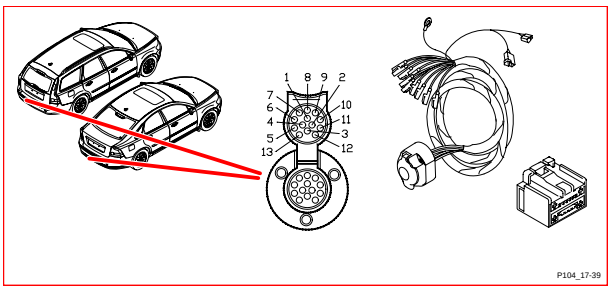

18/4 Contact reel

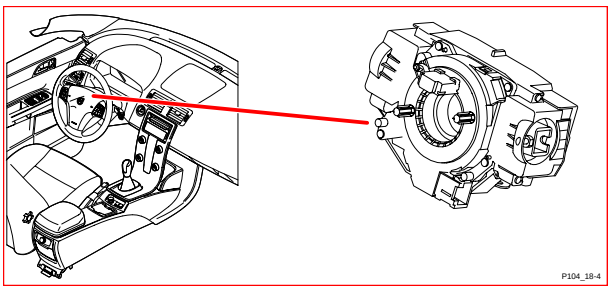

20/3-7 Spark plug and ignition coil

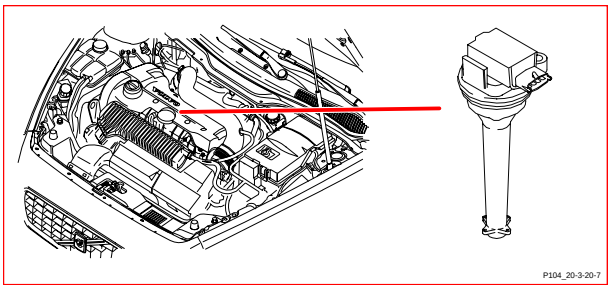

20/22-25Glow plug

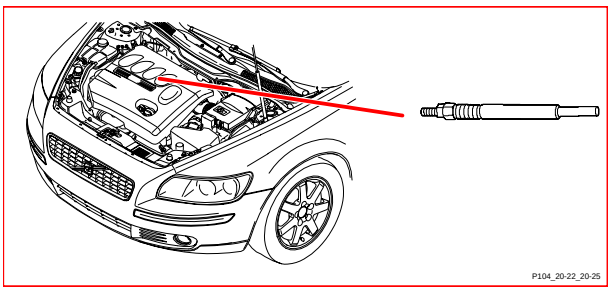

31/3 Ground connection, Left MacPherson strut tower

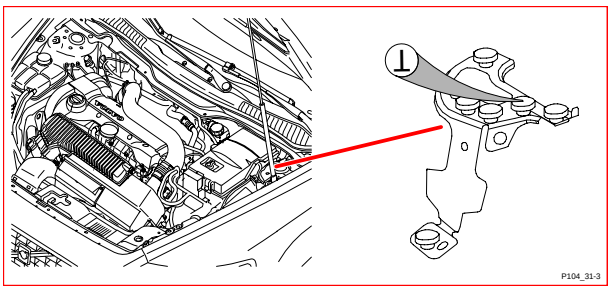

31/4 Ground connection, Engine

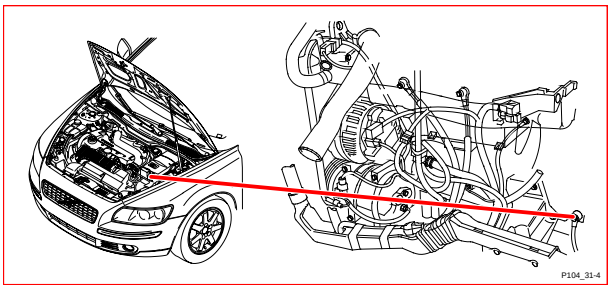

31/6 Ground connection, A-post, driver's side

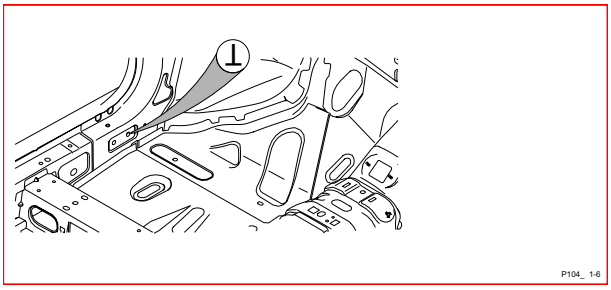

31/10 Ground connection, A-post, passenger side

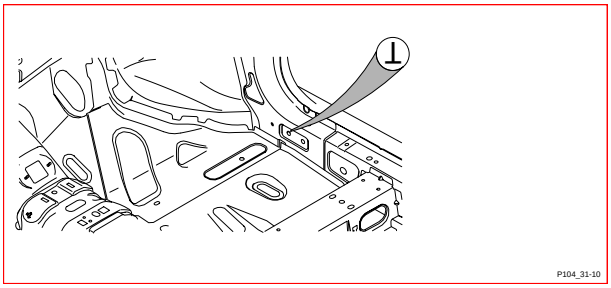

31/11 Ground connection, Rear left side, S40

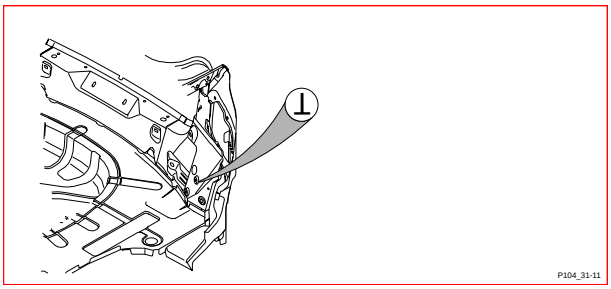

31/11 Ground connection, Rear left side, V50

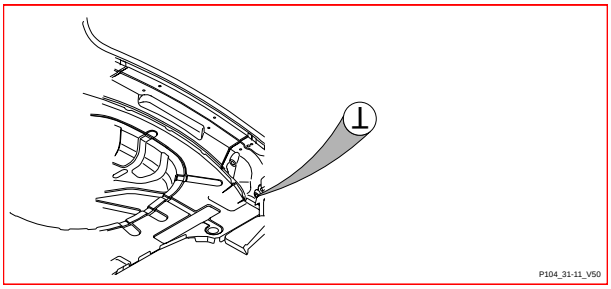

31/12 Ground connection, Rear right side, S40

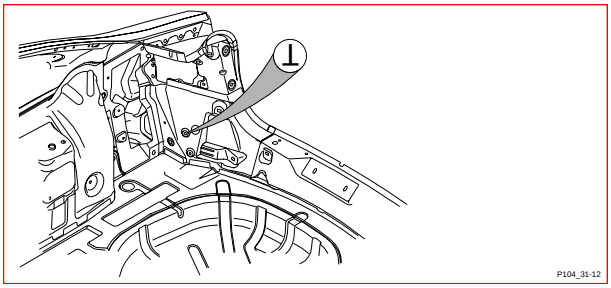

31/12 Ground connection, Rear right side, V50

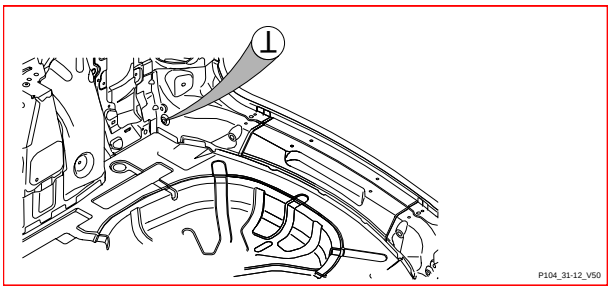

31/52 Ground connection, Left MacPherson strut tower

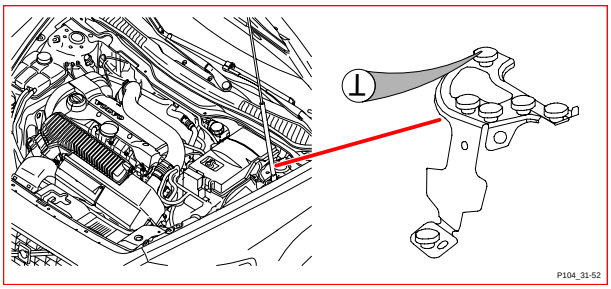

31/66 Ground connection, Left B-post

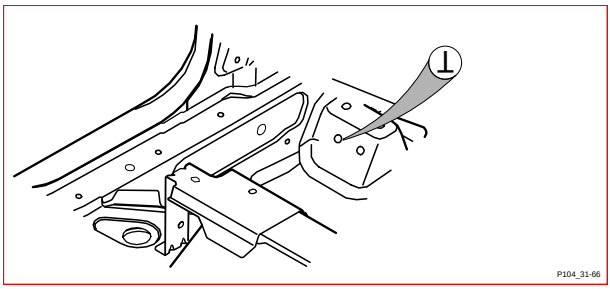

31/67 Ground connection, Right B-post

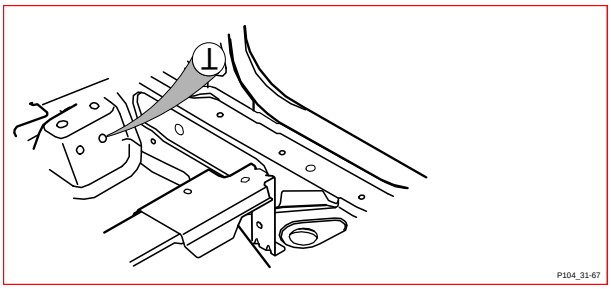

31/80 Ground connection, Left MacPherson strut tower

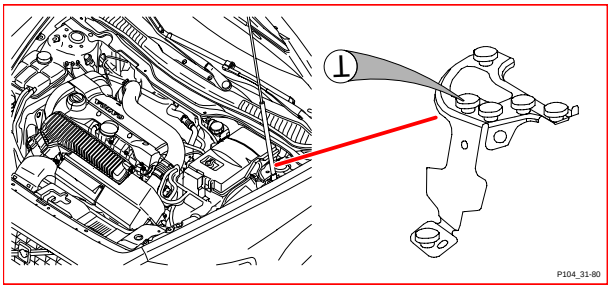

31/83 Ground connection, A-post, driver's side

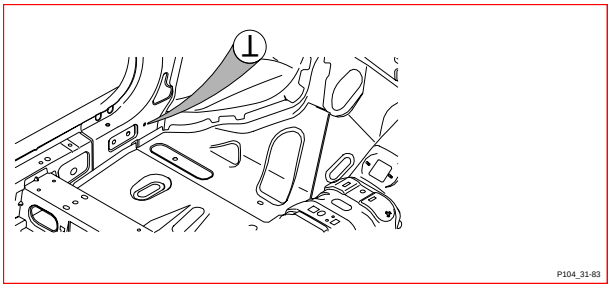

31/84 Ground connection, A-post, passenger side

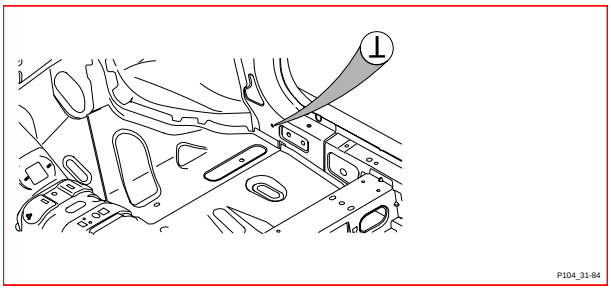

31/88 Ground connection, Engine

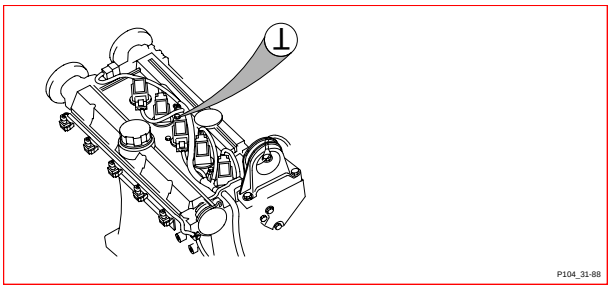

31/89 Ground connection, Engine

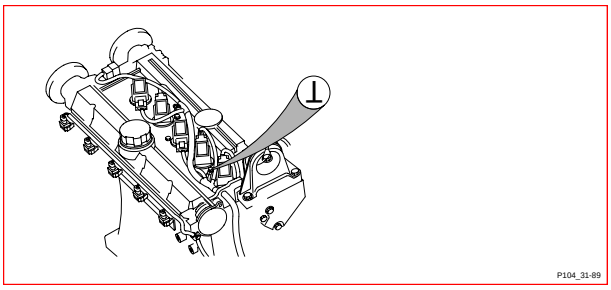

31/102 Ground connection, Front member, Gasoline

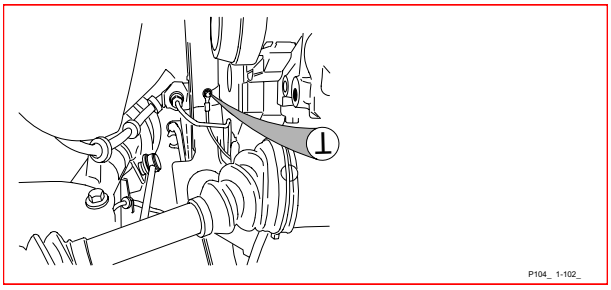

31/102 Ground connection, Front member, Diesel



31/110 Ground connection, Right MacPherson strut tower

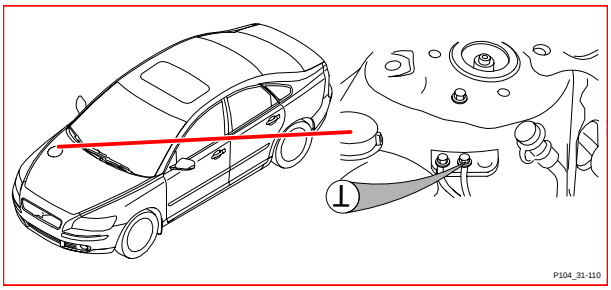

31/112 Ground connection, Right MacPherson strut tower

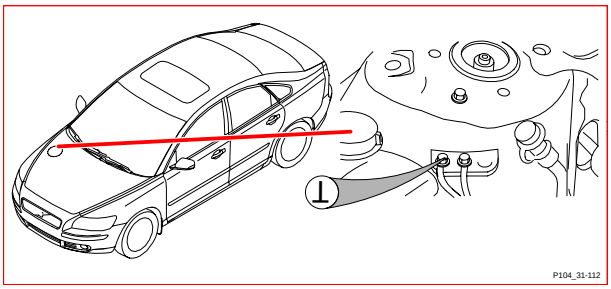

31/114 Ground connection, Left MacPherson strut tower

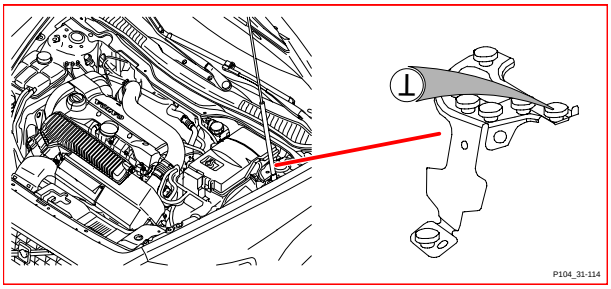

31/115 Ground connection, Left A-post

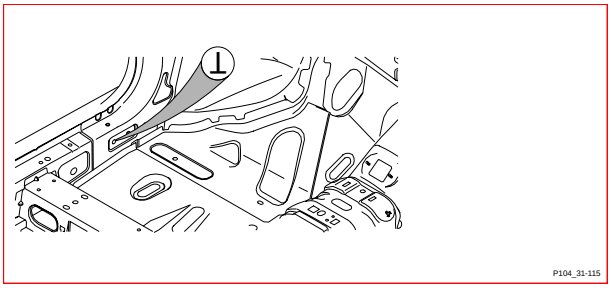

31/116 Ground connection, Right A-post

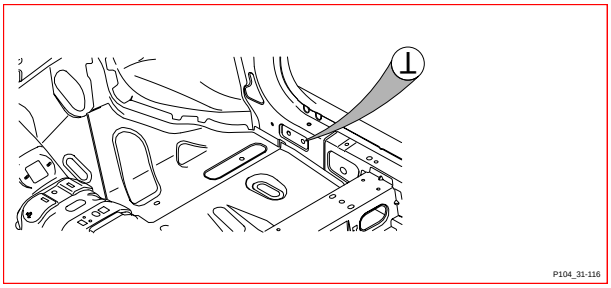

31/119 Ground connection, Left MacPherson strut tower

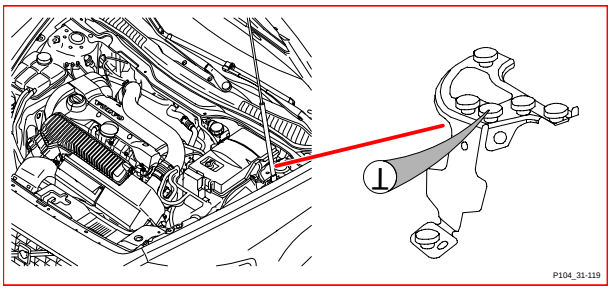

Component illustrations
63/no. - 64/45

63/no. Junction point

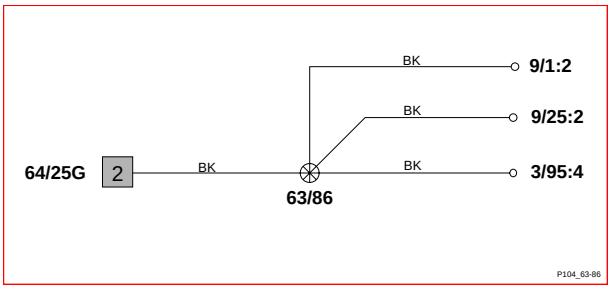

64/31 Connector

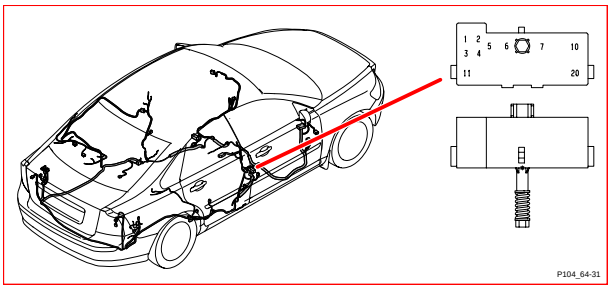

64/12 Connector

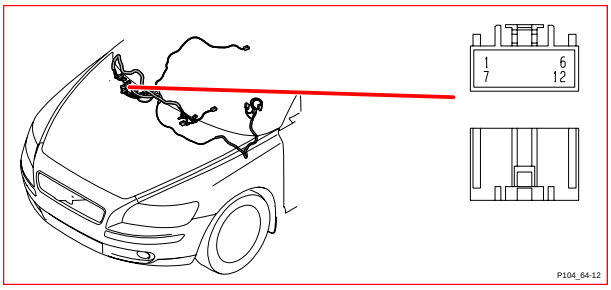

64/40 Connector

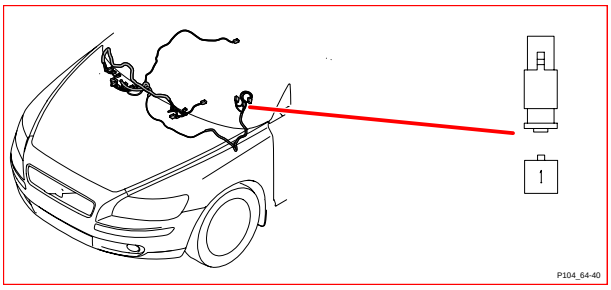

64/18 Connector

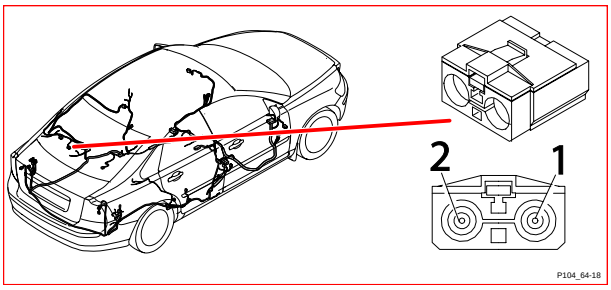

64/41 Connector

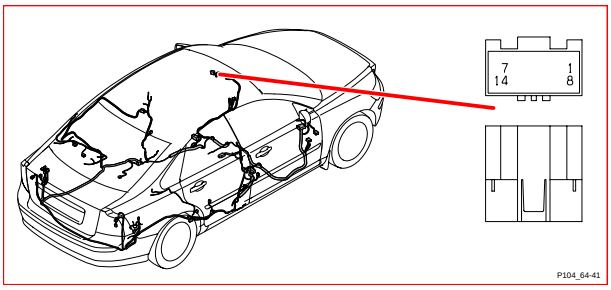

64/25G Connector

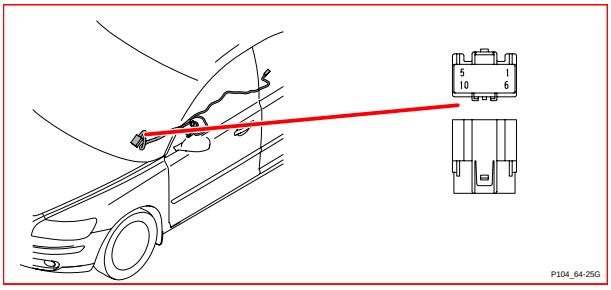

64/43 Connector

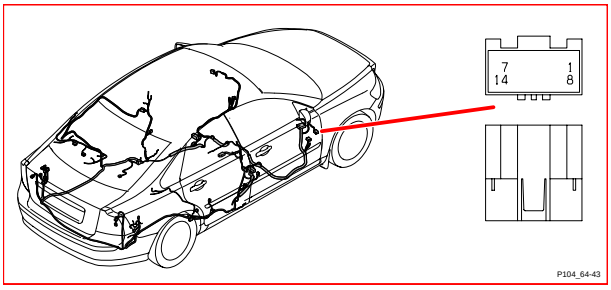

64/30 Connector

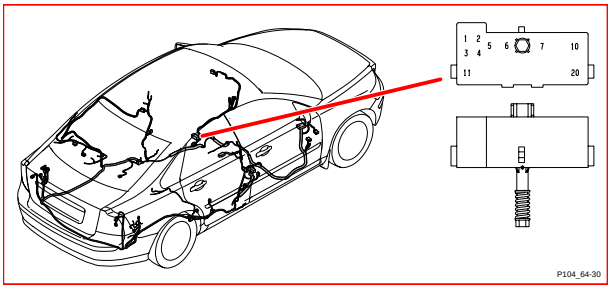

64/45 Connector

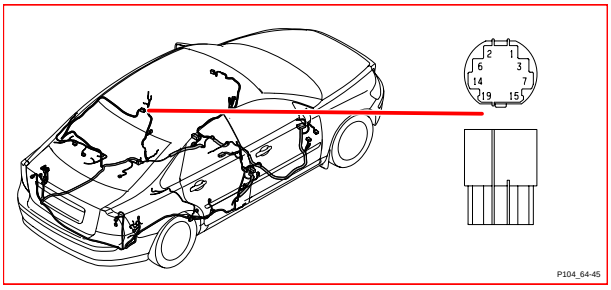

Component illustrations
64/47 - 64/112

64/47 Connector

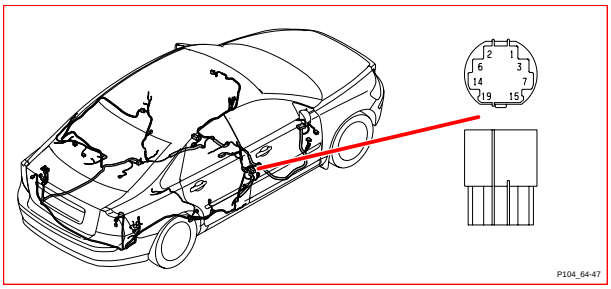

64/79V Connector

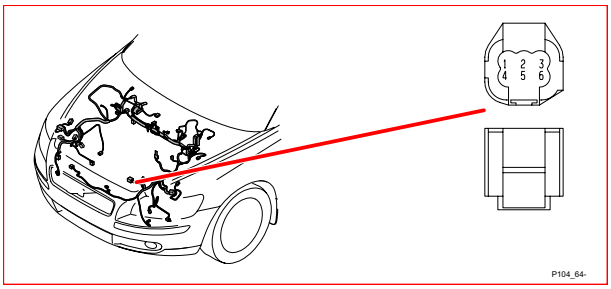

64/48 Connector S40

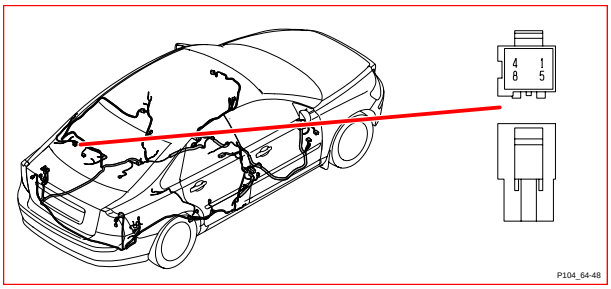

64/90 Connector

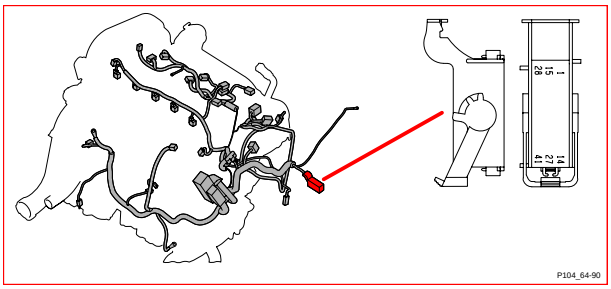

64/48 Connector V50

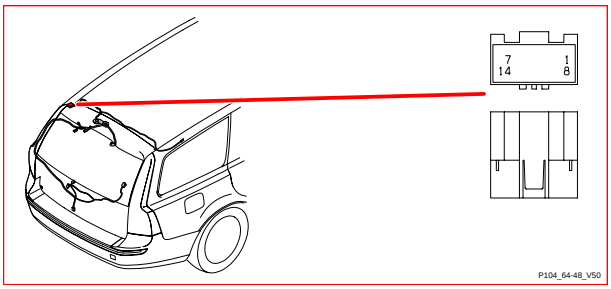

64/111 Connector, E.E

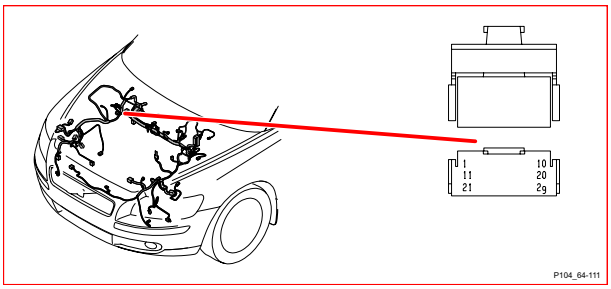

64/50 Connector

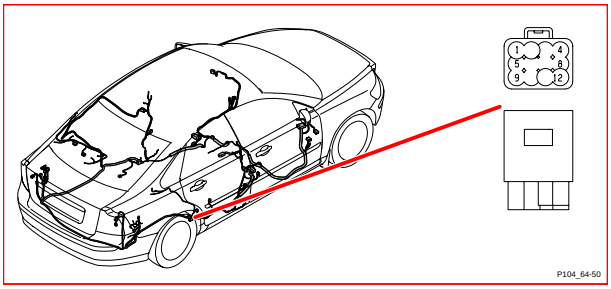

64/111 Connector, L.E

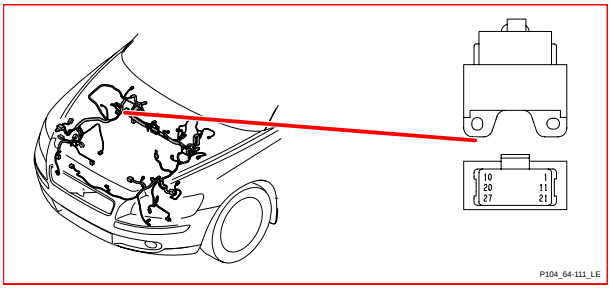

64/51 Connector

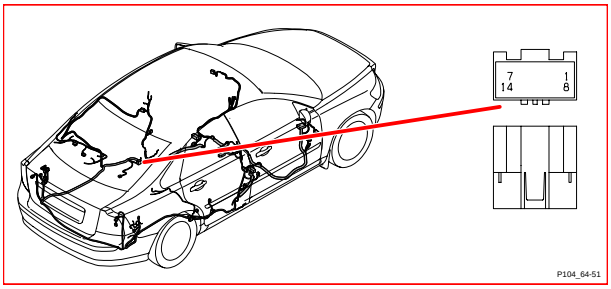

64/112 Connector

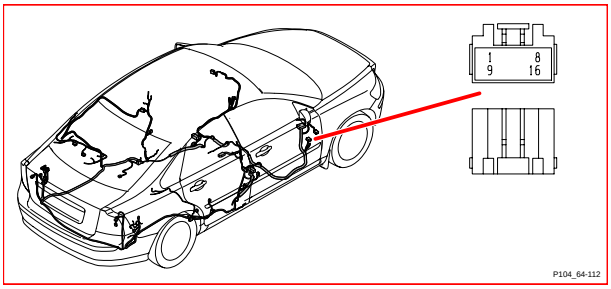

64/113 Connector, E.E

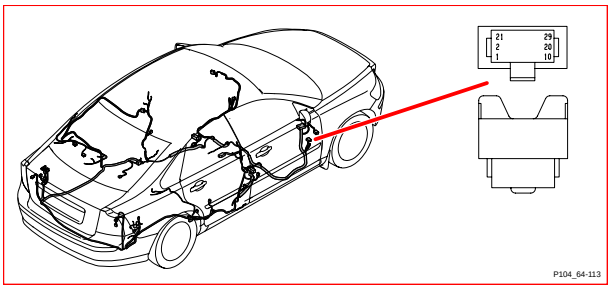

64/599 Connector

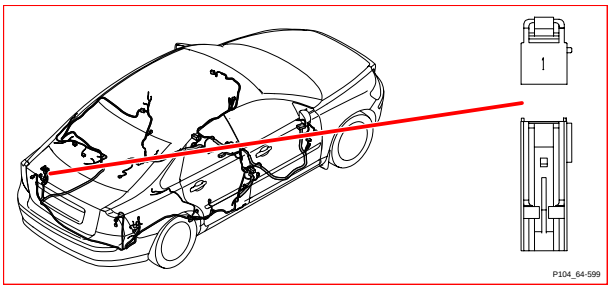

64/113 Connector, L.E

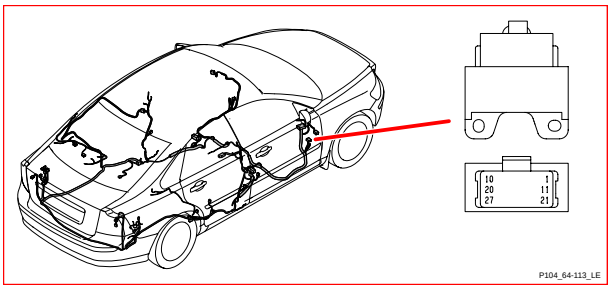

64/600 Connector

No image!

P104_noimage

64/322 Connector

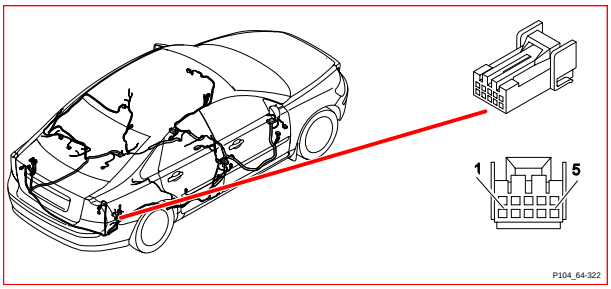

64/814 Connector

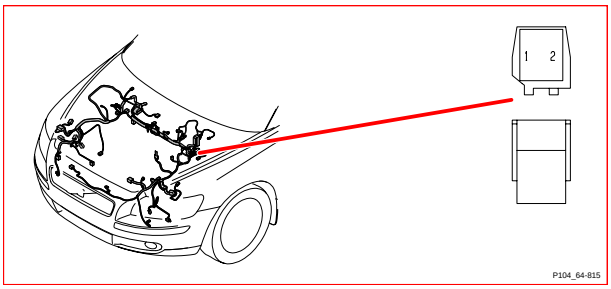

64/425 Connector

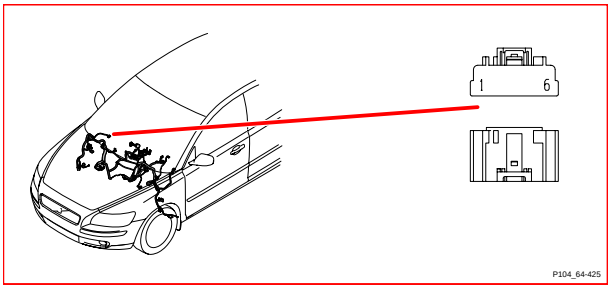

64/815 Connector



64/545 Connector

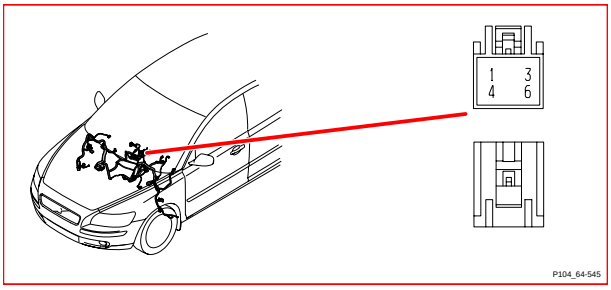

64/816 Connector

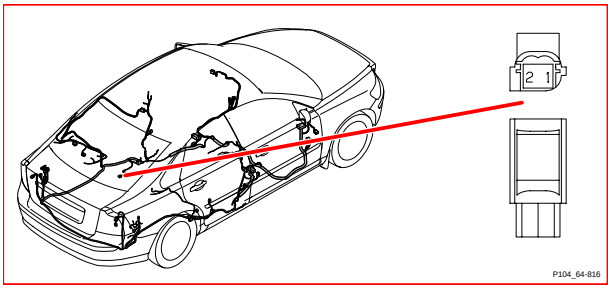

Component illustrations
64/817 - FH/no.

64/817 Connector

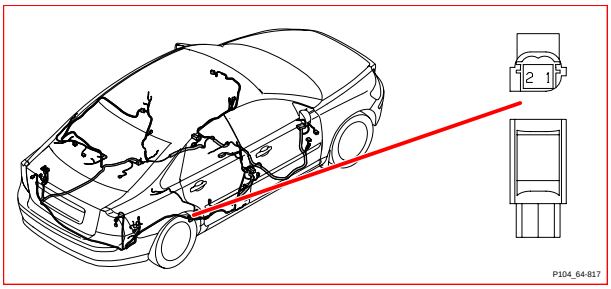

64/979 Connector

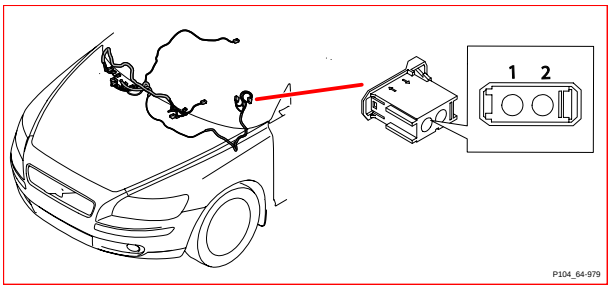

64/861 Connector

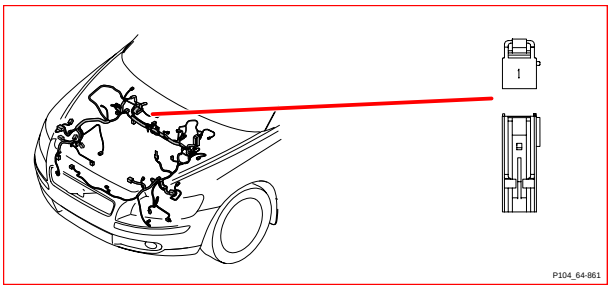

64/979GConnector

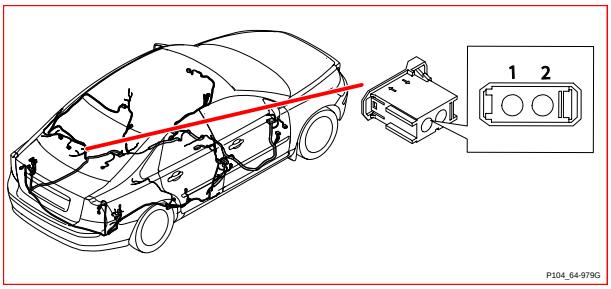

64/862 Connector

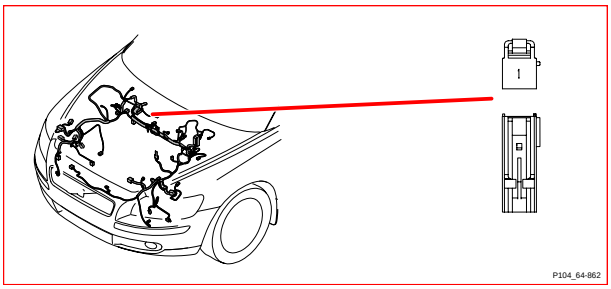

F/no. Fuse

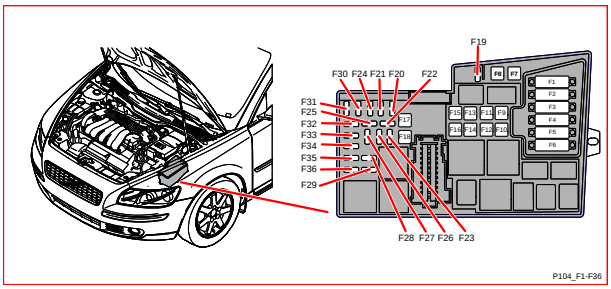

64/977AConnector

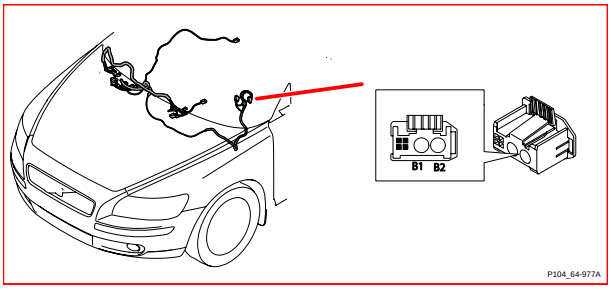

F/no. Fuse

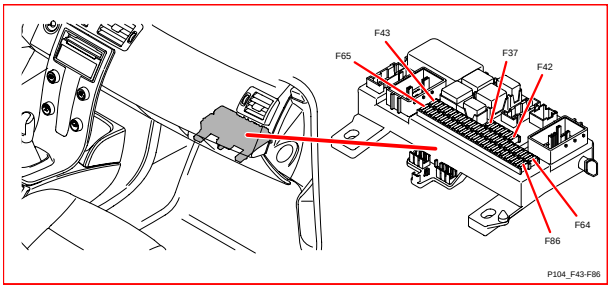

64/978 Connector

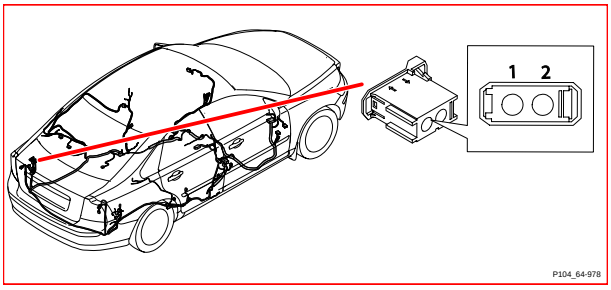

FH/no. Fuse in the holder

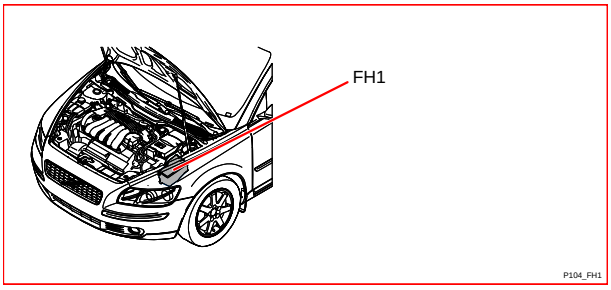

PF/no. Main fuse near the battery

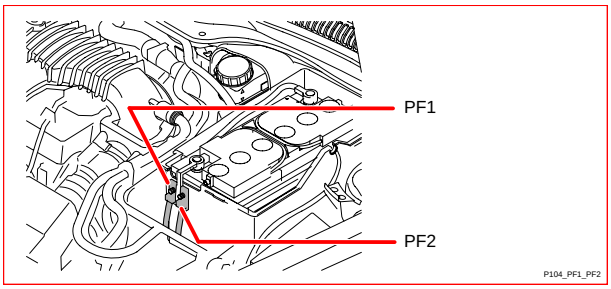

R/no. Relay

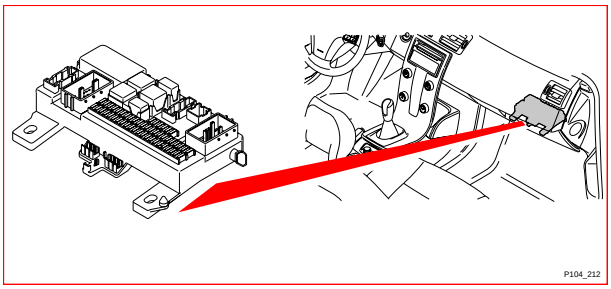

R/no. Relay

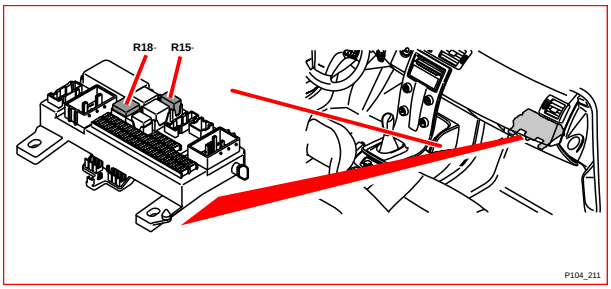

R/no. Relay

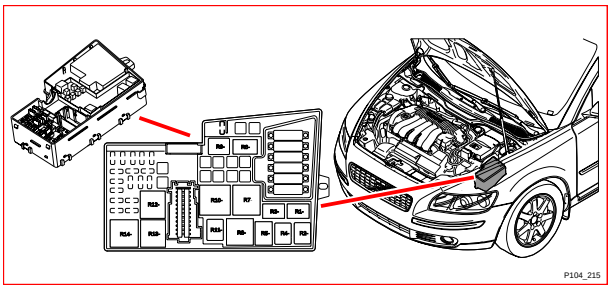

10X/17 Connector, original car interface
10X/18 Connector, original car interface
16X/105 Connector, original car interface
17X/19 Connector, original car interface
64X/12 Connector, original car interface
64X/322 Connector, original car interface

Index

12V outlet ... 82

A

Abbreviations ... 5
Accessories ... 70, 80, 83, 84, 85, 93, 94, 127
Accessory Electronic Module (AEM) ... 39, 80
Additional electrical equipment, Group 36 ... 71
Anti-theft alarm ... 79
Audio ... 88
Auto-dimming rearview mirror ... 130
Automatic headlight leveling (Bi-Xenon) ... 59
Automatic transmission ... 95
Auxiliary light ... 70

B

Brake control system ... 98
Brake control system & DSTC ... 100
Brake control system & STC ... 99
Brake lights ... 64
Brake system, Group 59 ... 98

C

Cable harness routing in vehicle ... 157
Cellular phone ... 90
Central Electronic Module (CEM) ... 30
Central locking, front doors ... 102
Central locking, fuel filler flap ... 106
Central locking, rear doors ... 103
Central locking, trunk lid/tailgate ... 104
Child safety lock ... 105
Climate control system ... 122
Climate control system PTC element ... 126
Climate control system, Diesel ... 125
Climate controls, Group 87 ... 121
Color abbreviations ... 5
Component illustrations ... 168
Connectors ... 131
Control modules ... 28
Cooling fan ... 48
Cooling fan, Diesel ... 49
Cooling system, Group 26 ... 48
Countries/Markets, abbreviations ... 5
Cruise control ... 50
Cruise control, Diesel ... 51

D

Dashboard harness ... 159
Data communication MOST ... 37
Diagnostics system ... 81
Direction indicators ... 72
Direction indicators, Bi-Xenon ... 73
Doors and openings, Group 83 ... 102
Driver information module ... 87
Driver's door harness ... 165

E

Electronic immobilizer ... 78
Electronic power steering ... 101
Emission control, 5-cyl ... 46
Emission control, 5-cyl Turbo ... 47
Engine compartment harness ... 158
Engine control, Group 27 ... 50
Engine harness ... 157
Engine harness, Turbo ... 157
Engine management system, 5-cyl ... 40
Engine management system, 5-cyl Turbo ... 42
Engine management system, Diesel ... 44
Exterior decorative elements etc., Group 84 ... 111

F

Floor harness ... 161
Fog lights ... 62
Fog lights LHD, Japan ... 63
Follow-me-home lighting ... 69
Fuel system, Group 23 ... 40
Fuses ... 10
Fuses by the battery ... 17
Fuses in the Central Electronic Module (CEM) ... 14, 15, 16
Fuses in the engine compartment distribution box ... 10, 11, 12, 13

G

Generator and voltage regulator, Group 32 ... 52
Ground connections ... 22, 23, 24, 25, 26, 27
Group number, abbreviations ... 5

H

Handsfree, accessories ... 94
Headlight washer ... 75
Heated door mirrors ... 112
Heated rear window ... 113
High and low beam ... 56
High and low beam (Bi-Xenon) ... 57
Horn ... 77
How to use the wiring diagrams ... 6

I

Ignition switch and relays ... 18
Ignition switch symbols ... 5
Infotainment harness ... 160
Instrument and control illumination ... 68
Instruments, Group 38 ... 86
Interior lighting ... 66
Internal equipment, Group 88 ... 128

J

Junction points ... 150

L

Lighting, Group 35 ... 56
LIN data communication ... 34
List of components ... 210
List of symbols ... 7
Low speed CAN data communication ... 32

M

Manual beam length adjustment ... 58
Memory function, driver's seat ... 114, 115
MOST ... 37

O

Other, Group 39 ... 88
Overview of control module designations ... 29
Overview of control module locations ... 28
Overview of electrical distribution ... 8
Overview of ground connections ... 22

P

Passenger door harness 165
Position/parking lights 60
Position/parking lights, (Bi-Xenon) 61
Power door mirrors 111
Power driver's seat with memory function 114, 115
Power seat, LHD left 116
Power seat, LHD right 117
Power seat, RHD left 119
Power seat, RHD right 118
Power sunroof 110
Power supply 52
Power supply, Diesel 53
Power windows, front doors 108
Power windows, rear doors 109
PTC element 126

R

Rear door harness 166
Rearview mirror with Auto-dimming 130
Relay, electric engine heater 127
Relays 18
Relays in Engine compartment distribution box 19
Relays in the Central Electronic Module (CEM) 20
Relays, general 18
Reversing lights 65
Roof harness 162, 163

S

Seat belt reminder 86
Shift interlock 96
Signal receiver, remote-control, central locking 107
Soldered relays 21
SRS 128
Start Control Module (SCU) 38
Starting system 54
Starting system, Diesel 55
Starting system, Group 33 54
Steering Column Lock Module (SCL) 78
Steering, Group 64 101
Subwoofer, accessories 93
Supplemental Restraint System (SRS) 128

T

Table of Contents 3
Tail lights 60
Tail lights (Bi-Xenon) 61
Towbar cable harness, 13-pin 85
Towbar cable harness, 7-pin 83, 84
Transmission M66 97
Transmission, Group 43 95
Trunk lid/tailgate harness 167
Tunnel harness 164

W

Warning lights 72
Warning lights, Bi-Xenon 73
Windshield wiper/washer 74
Wiper/washer, rear window 76
Wiring and fuses, Group 37 81

List of components 1:4

1/1	Battery
2/16	Relay, rear window wiper
2/17	Relay, horn
2/22	Relay, climate control system
2/23	Fuel pump relay
2/32	Main relay, engine management system
2/34	Relay, front fog lights
2/35	Relay, starter motor
2/63	Relay, high beam
2/64	Relay, auxiliary light (accessory)
2/80	Relay, reversing lights
2/82	Relay, heated rear window
2/89	Relay, interior lighting
2/92	Relay, windshield washer motor
2/93	Relay, rear window washer motor
2/142	Relay, pre-heater, fuel filter
2/159	Relay, infotainment
2/182	Relay, headlight washer motor
2/192	Relay, (230V), electric engine heater, Gasoline
2/192	Relay (230V), electric engine heater, Diesel
2/193	Relay, comfort functions
3/1	Ignition switch
3/4	Switch unit, cruise control (SWS)
3/6	Switch, hazard warning flashers
3/8	Switch, heated rear window/door mirror
3/9	Brake light contact
3/10	Reversing light contact
3/25	Switch, power sunroof
3/26	Switch unit, power driver's seat
3/27	Switch unit, power passenger seat
3/35	Switch, trunk/tailgate handle
3/37	Horn contact
3/39	Clutch pedal contact
3/46	Seat contact, passenger seat
3/47	Parking brake contact
3/60	Switch, auxiliary light
3/62	Hood alarm contact
3/74	Lock unit, driver's door
3/75	Lock unit, passenger door
3/76	Lock unit, left rear door
3/77	Lock unit, right rear door
3/78	Lock unit, trunk lid/tailgate
3/80	Switch, central locking, driver's door
3/81	Power window switches, driver's door
3/82	Switch, central locking, passenger door
3/83	Power window switch, passenger door
3/85	Power window switch, left rear door
3/86	Power window switch, right rear door
3/93	Belt buckle contact, driver's seat
3/94	Belt buckle contact, passenger seat
3/95	Spin control switch
3/111	Switch unit, lights
3/112	Climate Control Module (CCM)
3/117	Switch unit, ceiling light
3/126	Driver's Door Module (DDM)
3/127	Passenger Door Module (PDM)
3/128	Left Rear Door Module (LDM)
3/129	Right Rear Door Module (RDM)
3/155	Automatic transmission program selector
3/156	Gear Selector Module (GSM)
3/173	Switch, trunk lid/tailgate private lock
3/174	Switch, reduced alarm
3/217	Belt buckle contact, left rear
3/218	Belt buckle contact, center rear
3/219	Belt buckle contact, right rear
3/254	Steering Wheel Module (SWM)
3/255	Position sensor, driver's seat
3/256	Position sensor, passenger seat
3/267	Telematics switch unit
4/7	Combustion Preheater Module (CPM)
4/9	Supplemental Restraint System Module (SRS)
4/16	Brake Control Module (BCM)
4/28	Transmission Control Module (TCM)
4/31	Fan control module
4/33	Sunroof control module
4/46	Engine Control Module (ECM)
4/46	Engine Control Module (ECM), Diesel
4/52	Power Seat Module (PSM)
4/56	Central Electronic Module (CEM)
4/71	Cooling fan control module
4/78	Accessory Electronic Module (AEM)
4/83	Fuel pump control module
4/102	Steering Column Lock Module (SCL)
4/103	Remote Entry (RRX)
4/109	Glow plug control module
4/110	Trailer Module (TRM)
4/112	Control module, gas discharge lamp master, left
4/113	Control module, gas discharge lamp slave, right
5/1	Driver Information Module (DIM)
6/1	Wiper Motor Module (WMM)
6/2	Washer pump
6/16	Driver's seat motor, backrest rake
6/17	Driver's seat motor, front edge up/down
6/18	Driver's seat motor, rear edge up/down
6/19	Driver's seat motor, forward/aft
6/20	Passenger seat motor, forward/aft
6/25	Starter motor
6/26	Generator
6/28	Motor, passenger compartment fan
6/29	Motor, electric cooling fan
6/32	Rear window wiper motor
6/33	Fuel pump
6/35	Fuel pump, auxiliary heater
6/37	Lock motor, fuel filler flap
6/38	Left headlight adjustment motor
6/39	Right headlight adjustment motor
6/48	Damper motor, recirculation
6/62	Power driver's door mirror
6/63	Power passenger door mirror
6/64	Passenger seat motor, backrest rake
6/65	Passenger seat motor, front edge up/down
6/66	Passenger seat motor, rear edge up/down
6/67	Pump, fuel leakage control
6/71	Electrical Power Steering Module (EPS)
6/73	Coolant pump, auxiliary heater
6/95	Damper motor, temperature, left-hand side
6/96	Damper motor, temperature, right-hand side
6/102	Damper motor, defroster
6/103	Damper motor, floor/ventilation
6/104	Pump, high pressure headlight washer
6/114	Vacuum pump
6/117	Interior temperature sensor
6/120	Engine throttle body

List of components 2:4

7/3	Battery temperature sensor
7/4	Brake fluid level sensor
7/5	Washer fluid level sensor
7/6	Oil pressure sensor
7/8	Pressure sensor, climate control system
7/12	Solar sensor, twilight sensor and indicator alarm
7/15	Heated oxygen sensor, front
7/16	Coolant temperature sensor
7/17	Mass airflow sensor (MAF)
7/24	Front knock sensor
7/25	Pulse generator, Gasoline
7/25	Pulse generator, Diesel
7/31	ABS sensor, front left
7/32	ABS sensor, front right
7/41	Evaporator temperature sensor
7/51	Accelerator pedal sensor
7/56	ABS sensor, rear left
7/57	ABS sensor, rear right
7/61	Input speed sensor
7/62	Output speed sensor
7/69	Outside temperature sensor
7/71	Charge pressure sensor
7/74	Oil temperature sensor, automatic transmission
7/77	Temperature sensor, intake air
7/81	Pressure sensor, intake manifold
7/82	Heated oxygen sensor, rear
7/93	Occupant Weight Sensor (OWS)
7/100	Level sensor, alarm
7/108	Side impact sensor, rear left
7/109	Side impact sensor, rear right
7/110	Sensor, driver's seat temperature
7/111	Sensor, passenger seat temperature
7/115	Side impact sensor, front left
7/116	Side impact sensor, front right
7/120	Angle sensor, Bi-Xenon, rear
7/121	Angle sensor, Bi-Xenon, front
7/122	Mass movement sensor, front
7/123	Clutch pedal sensor
7/124	Brake pedal sensor
7/143	Fuel level sensor, pump side
7/149	Rain Sensor Module (RSM)
7/154	Fuel temperature sensor
7/156	Fuel pressure and temperature sensor, gasoline
7/158	Mass movement sensor, rear
7/159	Air quality sensor
7/162	Pressure sensor, fuel line
7/164	Body Sensor Cluster (BSC)
7/165	Pressure and temperature sensor, intake manifold
7/172	Camshaft position sensor, intake side
7/173	Camshaft position sensor, exhaust side
7/178	Right-hand front impact sensor
7/179	Left-hand front impact sensor
7/182	Remote control IR sensor, RTI
7/193	Position sensor, turbo
7/194	Belt pulley sensor, driver
7/195	Belt pulley sensor, passenger
8/3	Electromagnetic clutch, climate control system
8/6-10	Injectors
8/18	EVAP valve
8/19	Solenoid, variable valve timing, intake
8/28	Turbocharger control valve
8/30	Airbag igniter, driver's side
8/31	Airbag igniter, passenger side
8/32	Igniter, airbag stage 2, passenger side
8/33	Igniter, belt tensioner, driver's side
8/34	Igniter, belt tensioner, passenger side
8/36	Shift lock solenoid
8/37	Automatic transmission
8/38	Shift solenoid 1
8/39	Shift solenoid 2
8/40	Lock-up solenoid
8/41	Pressure solenoid
8/48	Auto-dimming rearview mirror
8/51	Side airbag igniter, driver's side
8/52	Side airbag igniter, passenger side
8/55	Igniter, left rear belt tensioner
8/56	Igniter, right rear belt tensioner
8/61	Igniter, airbag stage 2, driver's side
8/66	Igniter, left inflatable curtain
8/67	Igniter, right inflatable curtain
8/68	Bypass valve
8/71	Throttle solenoid
8/72	Shift solenoid 3
8/73	Shift solenoid 4
8/74	Shift solenoid 5
8/77	Control valve, fuel volume
8/81	Solenoid, variable valve timing outlet
8/82	Solenoid, variable turbo geometry
8/84	Switch, vacuum pump
8/92	Driver's lap belt tensioner
8/99	Igniter, steering column
8/119	Pressure monitor, climate control system
8/120	EGR valve
8/127	Pressure switch, climate control system
8/128	Driver's belt force limiter
8/129	Passenger belt force limiter
8/131	Cut-off valve, expansion tank
8/132	Control valve, intake
8/133	Control valve, fuel pressure
8/134	Solenoid, reverse interlock, manual
9/1	Front 12V outlet
9/2	Heated rear window
9/12	Seat Heater Module (SHM), driver's side
9/13	Seat Heater Module (SHM), passenger side
9/16	Heating element, driver's seat backrest
9/17	Heating element, passenger seat backrest
9/18	Heating element, driver's seat cushion
9/19	Heating element, passenger seat cushion
9/25	Rear 12V outlet
9/30	Auxiliary heater
9/32	PTC resistor, oil trap
9/33	Heated driver's door mirror
9/34	Heated passenger door mirror
9/38	Heated fuel filter
9/41	PTC element

List of components 3:4

10/1	Lamp housing, front left
10/2	Lamp housing, front right
10/3	License plate lighting
10/5	Fog light, front left
10/6	Fog light, front right
10/11	Position/parking light, front left
10/12	Position/parking light, front right
10/13	Direction indicator, front left
10/14	Direction indicator, front right
10/15	Direction indicator, driver's door mirror
10/16	Direction indicator, passenger door mirror
10/17	Lamp housing, rear right
10/18	Lamp housing, rear left
10/19	Auxiliary brake light
10/22	Ceiling light
10/24	Cargo compartment lighting
10/25	Ceiling light, cargo compartment
10/29	Glove compartment lighting
10/43	Brake light, right
10/44	Taillight 1, right
10/45	Taillight 2, right
10/46	Fog light, right rear
10/47	Direction indicator, right rear
10/48	Reversing light, right
10/50	Brake light, left
10/51	Taillight 1, left
10/52	Taillight 2, left
10/53	Fog light, left rear
10/54	Direction indicator, left rear
10/55	Reversing light, left
10/64	High beam, right
10/65	Auxiliary light, front right
10/66	Low beam, right
10/68	High beam, left
10/69	Auxiliary light, front left
10/70	Low beam, left
10/97	Courtesy lighting, left
10/102	Courtesy lighting, right
10/114	Vanity mirror lighting, left
10/115	Vanity mirror lighting, right
10/148	Lighting, driver's door mirror
10/149	Lighting, passenger door mirror
10/150	Rear reading light
15/31	Engine compartment distribution box
16/1	Infotainment Control Module (ICM)
16/3	Speaker, passenger door
16/4	Speaker, driver's door
16/5	Speaker, right rear door
16/6	Speaker, left rear door
16/9	Window antenna
16/10	Horn 1
16/11	Horn 2
16/16	Window antenna amplifier
16/26	Center speaker, dashboard
16/26	Center speaker, dashboard, RTI
16/35	Siren Control Module (SCM)
16/46	RTI Display
16/47	GPS antenna RTI
16/49	Traffic Message Channel Module (TMC)
16/55	Tweeter, driver's door
16/56	Tweeter, passenger door
16/60	Phone Module (PHM)
16/62	Hand unit, cellular phone
16/64	Antenna, cellular phone
16/79	Subwoofer Module (SUB)
16/93	Control module, cellular phone handsfree
16/94	AM/FM Tuner Module (AFM)
16/98	Microphone
16/105	Audio Module (AUD)
16/107	Media Player Module (MPM)
16/108	Multimedia Module (MMM)
16/126	Holder, cellular phone handsfree
16/127	Microphone, cellular phone handsfree
16/136	Tweeter, left rear door
16/137	Tweeter, right rear door
16/138	Window antenna, right rear
16/139	Global Positioning System Module (GPS)
16/140	SIM card reader
16/141	Interference filter, rear window, left
16/142	Interference filter, rear window, right
17/13	Data link connector
17/19	12V outlet, cargo compartment
17/37	4-pin outlet, towbar cable harness
17/38	7-pin outlet, towbar cable harness
17/39	13-pin outlet, towbar cable harness
18/4	Contact reel
20/3-7	Spark plug and ignition coil
20/22-25	Glow plug
31/3	Ground connection, Left MacPherson strut tower
31/4	Ground connection, Engine
31/6	Ground connection, A-post, driver's side
31/10	Ground connection, A-post, passenger side
31/11	Ground connection, Rear left side, S40
31/11	Ground connection, Rear left side, V50
31/12	Ground connection, Rear right side, S40
31/12	Ground connection, Rear right side, V50
31/52	Ground connection, Left MacPherson strut tower
31/66	Ground connection, Left B-post
31/67	Ground connection, Right B-post
31/80	Ground connection, Left MacPherson strut tower
31/83	Ground connection, A-post, driver's side
31/84	Ground connection, A-post, passenger side
31/88	Ground connection, Engine
31/89	Ground connection, Engine
31/102	Ground connection, Front member, Gasoline
31/102	Ground connection, Front member, Diesel
31/110	Ground connection, Right MacPherson strut tower
31/112	Ground connection, Right MacPherson strut tower
31/114	Ground connection, Left MacPherson strut tower
31/115	Ground connection, Left A-post
31/116	Ground connection, Right A-post
31/119	Ground connection, Left MacPherson strut tower

List of components 4:4

63/no.	Junction point
64/12	Connector
64/18	Connector
64/25G	Connector
64/30	Connector
64/31	Connector
64/40	Connector
64/41	Connector
64/43	Connector
64/45	Connector
64/47	Connector
64/48	Connector S40
64/48	Connector V50
64/50	Connector
64/51	Connector
64/79V	Connector
64/90	Connector
64/111	Connector, E.E
64/111	Connector, L.E
64/112	Connector
64/113	Connector, E.E
64/113	Connector, L.E
64/322	Connector
64/425	Connector
64/545	Connector
64/599	Connector
64/600	Connector
64/814	Connector
64/815	Connector
64/816	Connector
64/817	Connector
64/861	Connector
64/862	Connector
64/977A	Connector
64/978	Connector
64/979	Connector
64/979G	Connector
F/no.	Fuse
F/no.	Fuse
FH/no.	Fuse in the holder
PF/no.	Main fuse near the battery
R/no.	Relay
R/no.	Relay
R/no.	Relay
10X/17	Connector, original car interface
10X/18	Connector, original car interface
16X/105	Connector, original car interface
17X/19	Connector, original car interface
64X/12	Connector, original car interface
64X/322	Connector, original car interface