

WIRING DIAGRAM

Section 3 (39)
S60/S80
2003

TP 3966202

Abbreviations	3
How to use the wiring diagrams	4

Electrical distribution

Overview	6
----------------	---

Fuses

Engine compartment 11A/1-8	8
Engine compartment 11B/1-9	9
Engine compartment 11B/11-23	10
Passenger compartment 11C/1-14	11
Passenger compartment 11C/15-24	12
Passenger compartment 11C/25-31	13
Passenger compartment 11C/32-38	14
Cargo compartment 11D/1-7	15
Cargo compartment 11D/8-18	16
Cargo compartment 11E/1-7	17

Relays/Shunts

Ignition switch and relays	18
Engine compartment FMA2 - FST3	19
Passenger compartment CMA2 - CSH4	20
Cargo compartment RMA1 - RSH6	21
Other relays	22

Ground connections

31/1 - 31/53	23
31/66 - 31/73	24
31/83 - 31/91	25
31/93 - 31/95	26
31/96 - 31/98	27

Control modules

Overview, location	28
Overview, designations	29
Central Electronic Module (CEM)	30
Rear Electronic Module (REM)	32
Data communication	34

Group 23

Engine management system, 5-cyl normally aspirated	36
Engine management system, 5-cyl Turbo	38
Engine management system, 6-cyl	40
Engine management system, Bifuel	42
Engine management system, Diesel	44
Emission control, 5-cyl normally aspirated	46
Emission control, 6-cyl & 5-cyl Turbo	47

Group 26

Cooling fan	48
-------------------	----

Group 27

Cruise control	49
----------------------	----

Group 32

Power supply	50
--------------------	----

Group 33

Starting system	51
-----------------------	----

Group 35

High and low beam, auxiliary light wiring	52
High and low beam, auxiliary light wiring, Bi-Xenon	53
Fog lights	54
Parking lights, tail lights and license plate lighting	55
Brake lights	56
Reversing lights	57
Interior lighting	58
Beam length adjustment	59
Safety lighting	60

Group 36

Indicators and warning lights	61
Horn	62
Wiper/washer, windshield	63
Wiper/washer, headlights	64
Accessory Electronic Module (AEM)	65
Rain sensor	66
Anti-theft alarm	67
Electronic immobilizer	68

Group 37

Towing bracket wiring	69
Diagnostics system	70
12V outlet	71
12V cargo compartment outlet	72

Group 38

Driver information module	73
Driver information module, Bi-Fuel	74
Seat belt reminder	75

Group 39

Road Traffic Information RTI	76
Audio	77
Audio with auxiliary amplifier	78
Mobile phone	80

Group 43

Automatic transmission, AW55-50SN/AW50AWD	81
Automatic transmission, 4T65EV	82
Geartronic	83
Shift lock	84
Differential Electronic Module (DEM)	85

Group 59

Brake Control Module (BCM)	86
----------------------------------	----

Order number TP 3966202
Replaces previous manual TP 3966201

Group 64	
Electronic power steering	87
Group 83	
Power windows	88
Central locking.....	89
Power sunroof.....	90
Group 84	
Heated rear window	91
Heated door mirrors	92
Power door mirrors	93
Group 85	
Heated seats.....	94
Power driver's seat	95
Power passenger seat	96
Group 87	
Manual Climate Control (MCC).....	97
Electronic Climate Control (ECC).....	98
Parking heater, auxiliary heater.....	99
Group 88	
SRS Supplemental Restraint System	100
Electrically adjustable head restraint	101
Remote garage door opener	102
Connectors	103
Junction points.....	120
Cable harness routing in vehicle	
Engine harness Gasoline	129
Engine harness Diesel	130
Transmission harness 4T65EV	131
Front engine compartment harness LHD	132
Front engine compartment harness RHD.....	133
Front passenger compartment harness LHD	134
Front passenger compartment harness RHD.....	135
Passenger compartment harness & cargo compartment	136
Roof harness & boot lid/tailgate	137
Door harness.....	138
Bifuel harness	139

Component illustrations	
1/1 - 2/34	140
2/35 - 2/82	141
2/83 - 2/119.....	142
2/120 - 3/6	143
3/6 - 3/53.....	144
3/56 - 3/86	145
3/91 - 3/122.....	146
3/123 - 3/171	147
3/173 - 4/46.....	148
4/50 - 4/202.....	149
5/1 - 6/25.....	150
6/26 - 6/63.....	151
6/64 - 6/103.....	152
6/105 - 7/15.....	153
7/16 - 7/74	154
7/77 - 7/116.....	155
7/120 - 7/159	156
7/162 - 8/19.....	157
8/28 - 8/46	158
8/51 - 8/78	159
8/79 - 9/13	160
9/16 - 10/12.....	161
10/11 - 10/45	162
10/44 - 10/52	163
10/53 - 10/68	164
10/70 - 10/130.....	165
10/129 - 15/30.....	166
15/31 - 16/6.....	167
16/9 - 15/56.....	168
16/60 - 17/17	169
18/4 - 20/34.....	170
31/1 - 31/53.....	171
31/66 - 31/94	172
31/96 - 54/11	173
54/12 - 54/40	174
54/40B - 54/60	175
54/65 - 54/106.....	176

Alphabetical index

List of components

Groups

Group 23	= Fuel system
Group 26	= Cooling system
Group 27	= Engine controls
Group 32	= Generator and voltage regulator
Group 33	= Starting system
Group 35	= Lighting
Group 36	= Additional electrical equipment
Group 37	= Wiring and fuses
Group 38	= Instruments
Group 39	= Other
Group 43	= Transmission
Group 59	= Brake system
Group 64	= Steering
Group 83	= Doors and openings
Group 84	= Exterior decorative elements etc.
Group 85	= Interior equipment
Group 87	= Climate controls
Group 88	= Internal equipment

Ignition switch symbols

X	= Accessories (audio position)
S	= Powered upon insertion of key
15	= The switch remains connected during start
15I	= Contact is broken while starting
30	= Constant power from the battery
50	= Start

Country/Market

A	= Austria
AUS	= Australia
B	= Belgium
CDN	= Canada
CH	= Switzerland
D	= Germany
DK	= Denmark
E	= Spain
EU/OS	= Markets outside USA and Canada
FIN	= Finland
GB	= Great Britain
ISR	= Israel
J	= Japan
KOR	= Korea
N	= Norway
NL	= Netherlands

S	= Sweden
USA	= United States of America
WEU	= Western Europe

Other

ACC	= Accessory
AMP	= Amplifier
AUDIO	= Audio system
AUTO	= Automatic transmission
Bi-X	= Bi-Xenon
CEM	= Central Electronic Module
DRL	= Daytime Running Lights
DSTC	= Dynamic Stability Traction Control
EXT.D	= Extended electrical distribution
HISPEED	= High speed data bus
LH	= Left-hand side
LHD	= Left-hand drive
LOSPEED	= Low speed data bus
MAN	= Manual transmission
PCL	= Power Child Lock
REM	= Rear Electronic Module
RH	= Right-hand side
RHD	= Right-hand drive
RTI	= Road Traffic Information
SRS	= Airbag
SULEV	= Super Ultra Low Emission Vehicle
TELE	= Mobile telephone
T	= Turbo engine
ULEV	= Ultra Low Emission Vehicle
W/O	= Without
5CYL	= 5-cylinder engine
6CYL	= 6-cylinder engine

Colors

BL	= Blue
BN	= Brown
GN	= Green
GR	= Gray
OR	= Orange
P	= Pink
R	= Red
SB	= Black
VO	= Violet
W	= White
Y	= Yellow

How to use the wiring diagrams

The descriptions below apply in general to all wiring diagram manuals, although not all sections are necessarily contained in this manual.

A. Component designation

Every component has a component designation that consists of two parts.

The first part is a type number that describes the type of component in question, for example 3/xx.

The second part of the designation is a serial number, for example, x/2.

Combined these give a component designation, for example, 3/2.

At the end of the manual is a list of components, where, with the help of the component designation, you can read off the name of the component, for example, 3/2 = light switch.

List of type numbers

The list shows which type of component that respective type numbers refer to, for example, 3/x = switch, 6/x = electric motor, etc.

1	Battery
2	Relay
3	Switch
4	Control module
5	Driver information module
6	Electric motor
7	Sensor
8	Actuator
9	Heating element
10	Light
11	Fuse
15	Electrical distribution rail/box
16	Audio
17	Service/diagnostics
18	Contact reel
19	Meter
20	Ignition component/shunt
27	Optics
31	Ground connection
53	Junction point
54	Connector

B. Junction points

The wiring diagrams contain numbered junction points, e.g. 53/352.

This manual contains a section with a list of junction points. This list shows all the components which are connected to each junction point.

The location of the junction points is shown in the "Cable harness routing in vehicle" section.

C. Connectors

Connectors provide a bridge between two cables harnesses and are described in the "Connectors" section.

D. Electrical distribution

Operation of the fuses and relays is shown in the "Electrical distribution" section.

E. Data communication

Today's cars are equipped with a CAN network, which transmits information. Connections to this network are shown in their entirety on the respective wiring diagrams. Complete information on CAN communication is can be found in the section titled "Data communication".

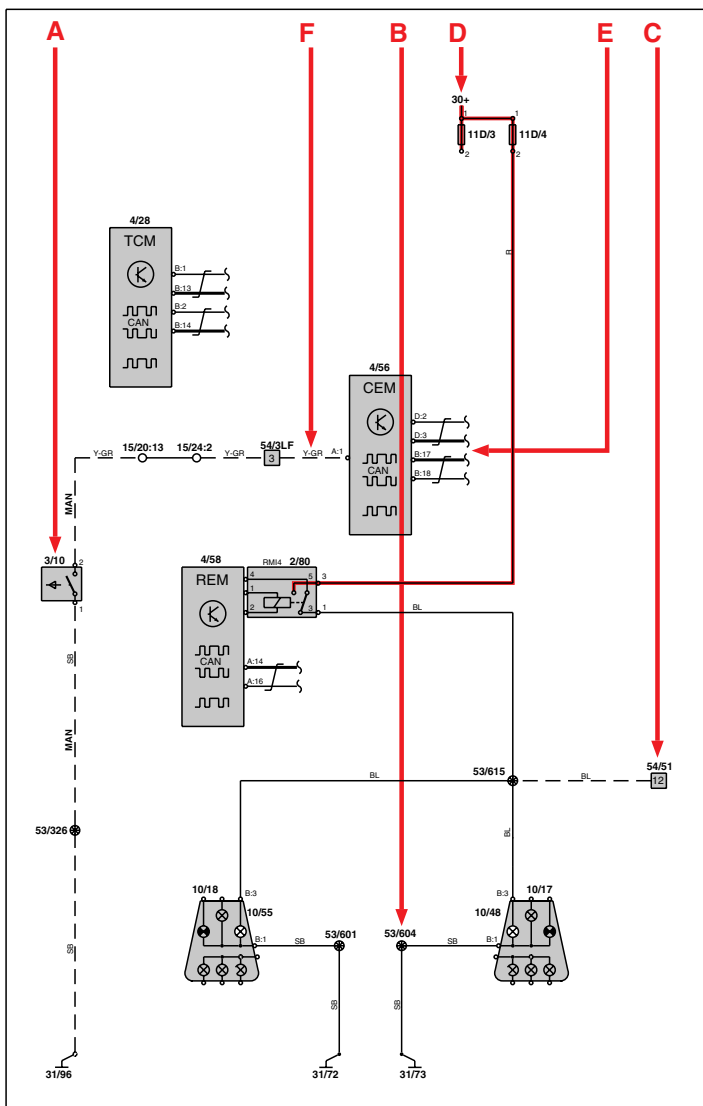
F. Abbreviations

A number of different abbreviations are used in the manual. These are explained in the section "Abbreviations".






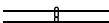


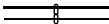











G. Component location

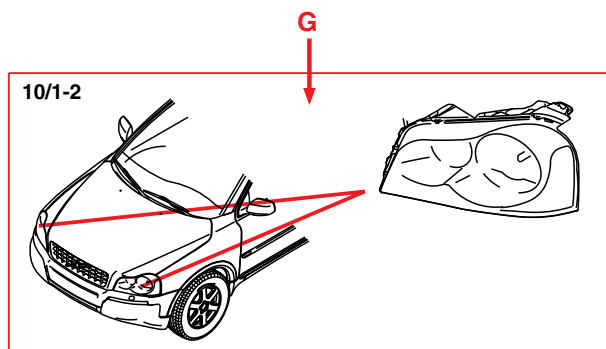
There is a section at the end of the manual in which the appearance and location of components is described in numerical order.

How to use the wiring diagram

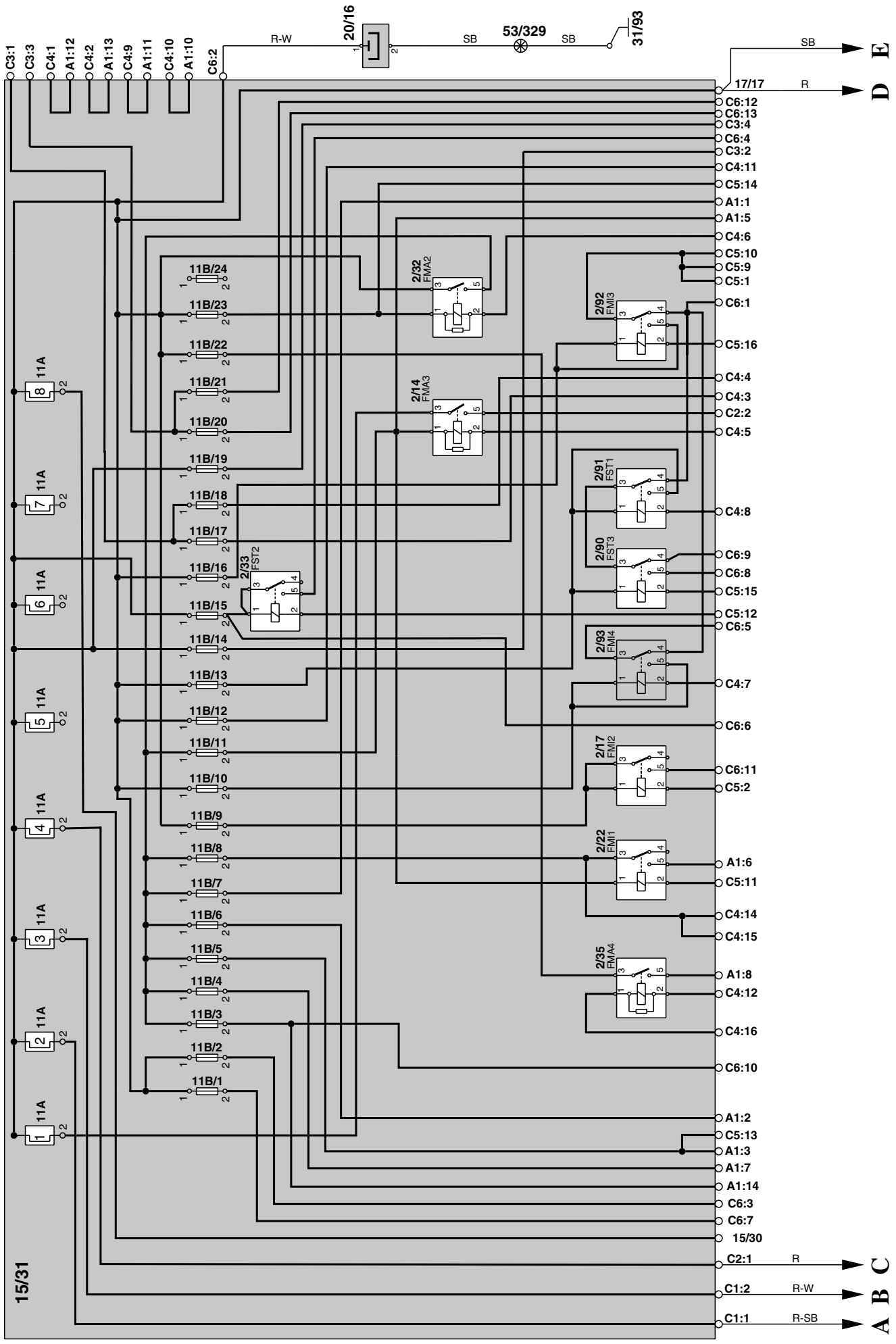


List of symbols

-  = System voltage
-  = Ground connection via wiring
-  = Ground connection on component/chassis
-  = Screened wire
-  = Junction point
-  = Twisted cable
-  = Electrical connection
-  = Variant
-  = CAN communication
-  = CAN high data signal (CAN H)
-  = CAN low data signal (CAN L)
-  = MOST communication
-  = Serial communication
-  = DIN cable, coaxial cable, etc.
-  = Data communication
-  = CAN communication
-  = Connection with distribution box
-  = Further connection to...
-  = Connector between wiring harnesses
-  = Connector connected to component

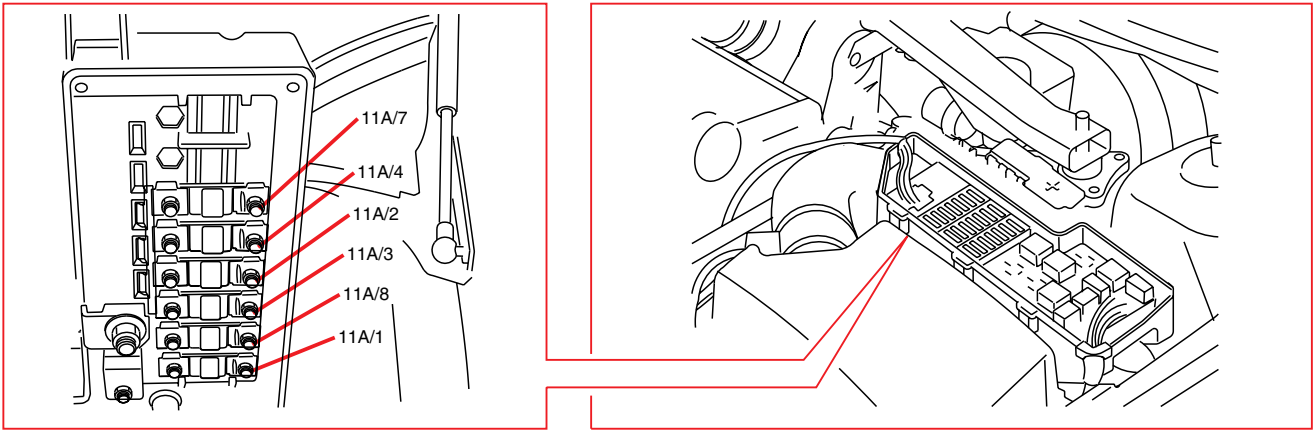


Electrical distribution Overview



Fuses

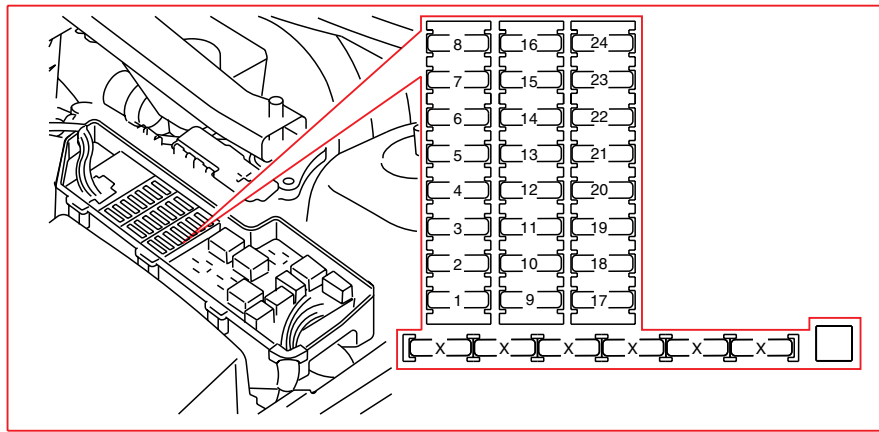
Engine compartment 11A/1-8



11A Fuses in the engine compartment

No.	Fuse function	via	A
1	20/22-26 Glow plug	2/14	60
2	11C/30-31 Fuses in the passenger compartment 11C/32-33 Fuses in the passenger compartment 11C/34-37 Fuses in the passenger compartment	2/61	60
3	11C/1-4 Fuses in the passenger compartment 11C/16-19 Fuses in the passenger compartment 11C/6-9 Fuses in the passenger compartment 11C/12-15 Fuses in the passenger compartment	2/31 2/30	60
4	11C/21-24 Fuses in the passenger compartment 11C/25-29 Fuses in the passenger compartment		60
8	6/29 Motor, electric cooling fan	4/71	60

Fuses Engine compartment 11B/1-9

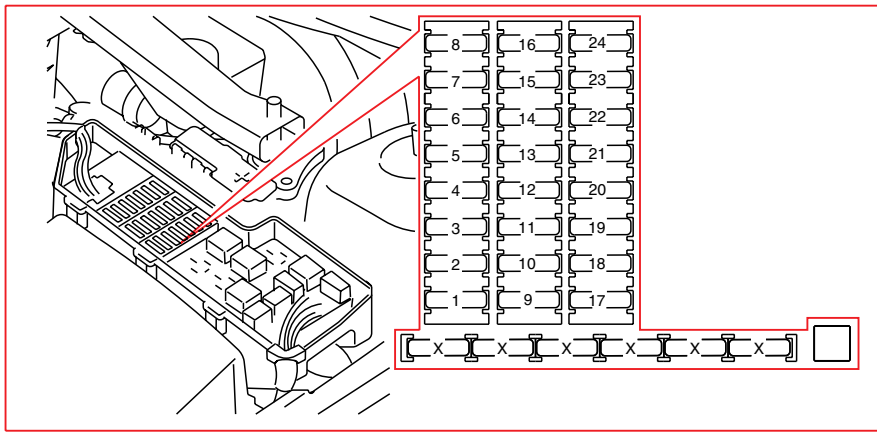


11B Fuses in the engine compartment

No.	Fuse function	via	A
1	4/7 Combustion Preheater Module (CPM)		25
2	Accessory (auxiliary light)		20
3	6/105 Fuel distributor, gas 6/114 Vacuum pump 8/75 Valve, fuel cut-off DFCO	8/84	15
4	4/46 Engine Control Module (ECM), Diesel 7/15 Heated oxygen sensor 7/82 Heated oxygen sensor, diagnosis 1 7/103 Heated oxygen sensor 3 7/104 Heated oxygen sensor 4 (diagnostic probe) 8/111 Solenoid valve, high-pressure diesel		20
5	6/67 Pump, fuel leakage check, USA/CDN 8/18 EVAP valve 8/19 Solenoid, variable valve time, inlet 8/28 Turbocharger control valve 8/81 Solenoid, variable valve timing outlet 9/32 PTC resistor, air preheating, 5-cyl Petrol, Bi-Fuel		10
6	7/17 Mass airflow sensor MAF, Diesel		5
	4/46 Engine Control Module (ECM)		15
	7/17 Mass airflow sensor MAF		
	8/6-11 Injectors		
7	4/46 Engine Control Module (ECM)		10
	4/50 Electronic Throttle Module (ETM)		
8	6/44 Cooling fan, electrics box, engine compartment		10
	7/51 Accelerator pedal sensor		
	8/3 Electromagnetic clutch, climate control system	2/22	
9	2/17 Horn relay		15
	16/10 Horn 1	2/17	
	16/11 Horn 2	2/17	
continues			

Fuses

Engine compartment 11B/11-23

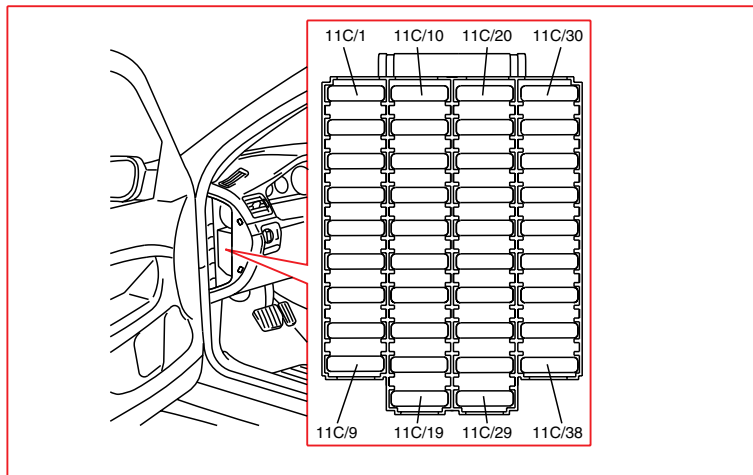


11B Fuses in the engine compartment

No.	Fuse function	via	A
11	2/14 Relay, glow plug unit 2/22 Relay, climate control system 8/17 EGR valve 8/64 Solenoid valve, engine mounting 8/82 Solenoid, variable turbo geometry 9/32 PTC resistor, air preheating, diesel 20/3-8 Spark plug and ignition coil		20
12	3/9 Brake light contact		5
13	6/1 Windshield wiper motor 2/90 Relay, windshield wiper, low/high speed 2/91 Relay, intermittent wiping	2/90, 2/91	25
14	4/16 Brake Control Module (BCM)		30
15	2/33 Relay, Bi-Fuel fuel system 8/79 Valve LPG	2/33	15
16	2/92 Relay, windshield washer motor 6/2 Windshield washer pump 6/3 Right-hand headlight wiper motor 6/4 Left-hand headlight wiper motor	2/92 2/92 2/92	15
17	10/66 Right-hand low beam Bi-Xenon, right		10
18	10/70 Left-hand low beam Bi-Xenon, left		10
19	4/16 Brake Control Module (BCM)		30
20	10/68 Left-hand high beam		15
21	10/64 Right-hand high beam		15
22	6/25 Starter motor	2/35	25
23	2/32 Engine management system main relay 4/46 Engine Control Module (ECM)		5

Fuses

Passenger compartment 11C/1-14

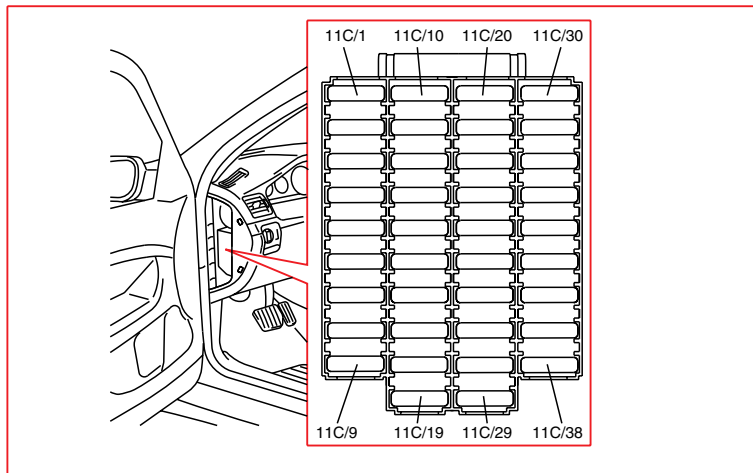


11C Fuses in the passenger compartment

No.	Fuse function	via	A
1	11B/17 Fuses in the engine compartment 11B/18 Fuses in the engine compartment	20/27, 2/62 20/27, 2/62	15
2	11B/20 Fuses in the engine compartment 11B/21 Fuses in the engine compartment	2/63 2/63	20
3	6/16 Driver seat motor, backrest angle 6/17 Driver seat motor, up/down front edge 6/18 Driver seat motor, up/down rear edge 6/19 Driver seat motor, forward/backward	4/52 4/52 4/52 4/52	30
4	6/20 Passenger seat motor, forward/backward 6/64 Passenger seat motor, backrest angle 6/65 Passenger seat motor, up/down front edge 6/66 Passenger seat motor, up/down rear edge	3/27 3/27 3/27 3/27	30
6	8/76 Gas tank valve, Bi-Fuel 8/88 Solenoid, gas tan CNG rear 8/89 Solenoid, fuel tank CNG front left 8/90 Solenoid, fuel tank CNG front right	2/140 2/140 2/140 2/140	5
7	9/12 Left seat heater		15
8	9/13 Right seat warmer		15
9	4/16 Brake Control Module (BCM) 4/68 Steering Angle Sensor module SAS		5
12	6/3 Right-hand headlight wiper motor 6/4 Left-hand headlight wiper motor 6/38 Left-hand headlight level adjustment motor 6/39 Right-hand headlight adjustment motor		15
13	9/1 Front 12V outlet 9/25 Rear 12V outlet		15
14	3/93 Switch, left-hand seat belt buckle 3/94 Switch, right-hand seat belt buckle 3/27 Power passenger seat module 4/56 Central Electronic Module CEM		5
	continues		

Fuses

Passenger compartment 11C/15-24

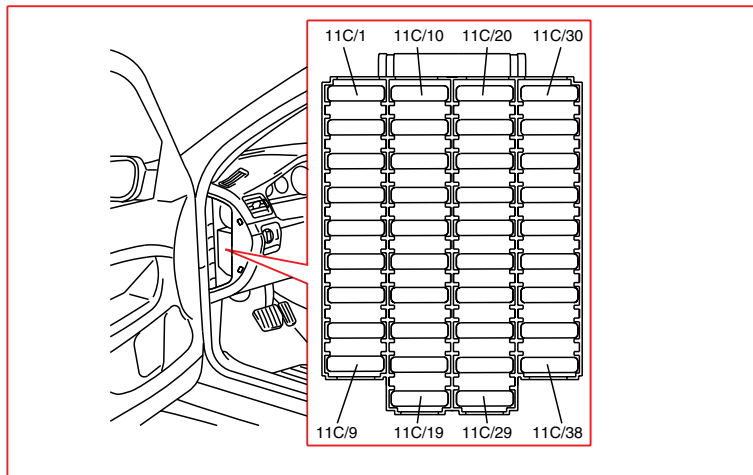


11C Fuses in the passenger compartment

No.	Fuse function	via	A
15	16/1 Audio Module (AUM) 16/46 RTI Display		5
16	16/1 Audio Module (AUM)		20
17	16/2 Amplifier		30
18	10/5 Front left fog light 10/6 Front right fog light	2/34 2/34	15
19	16/46 RTI Display		10
21	3/156 Gear Selector Module (GSM), Geartronic 4/28 Transmission Control Module (TCM) 8/36 Shift lock solenoid	2/101 2/101 2/101	10
22	4/56 Central Electronic Module CEM 10/13 Front left direction indicator 10/14 Front right direction indicator 10/15 Front left fender direction indicator 10/16 Front right fender direction indicator 10/47 Rear right direction indicator 10/54 Rear left direction indicator	4/56, 2/32 4/56, 2/34 4/56, 2/32 4/56, 2/34 4/56, 2/34 4/56, 2/32	20
23	3/111 Light Switch Module (LSM) 3/112 Climate Control Module (CCM) 3/130 Steering Wheel Module (SWM) 17/13 Data link connector		5
24	3/112 Climate Control Module (CCM) 4/52 Power Seat Module (PSM) 5/1 Driver Information Module (DIM) 4/7 Combustion Preheater Module (CPM)	2/29 2/29 2/29 2/29	10
	continues		

Fuses

Passenger compartment 11C/25-31

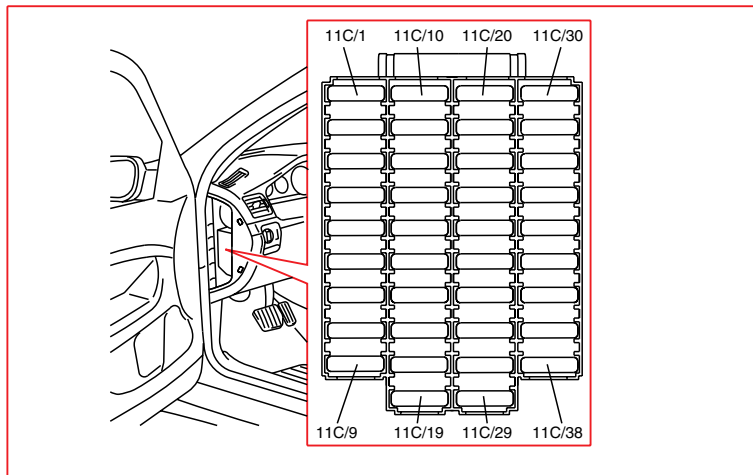


11C Fuses in the passenger compartment

No.	Fuse function	via	A	
25	2/30	X feed overload relay	3/1	10
	2/31	15-feed overload relay	3/1	
	2/35	Starter motor relay	3/1	
	4/46	Engine Control Module (ECM)	3/1	
	4/56	Central Electronic Module CEM	3/1	
	16/65	Antenna ring/ignition switch lighting	3/1	
26	6/28	Motor, passenger compartment fan	4/31	30
28	3/117	Dome light control module	4/70	10
	4/70	Upper Electronic Module UEM		
	4/76	Remote control unit for garage door opener	4/70	
	7/149	Rain sensor	4/70	
	10/25	Ceiling light, cargo compartment	4/70	
	10/114	Left-hand vanity mirror lighting	4/70	
	10/115	Right-hand vanity mirror lighting	4/70	
10/150	Rear reading light	4/70		
29	16/60	Phone Module (PHM)		10
30	10/11	Parking light, front left, EU/OS		7,5
	10/51	Left-hand tail light lamp 1	20/28	
	10/52	Left-hand tail light lamp 2	20/28	
	54/51:11	Connector, towing bracket wiring	54/40:1	
	10/71	Side marker light, front left, S80		
	10/129	Parking light, front left, USA/CDN		
10/1	Front left lamp housing, Bi-Xenon electronic unit			
31	10/3	License plate lighting		7,5
	10/12	Parking light, front right, EU/OS		
	10/42	Position/parking light, rear right, S60		
	10/44	Right-hand tail light lamp 1	20/3	
	10/45	Right-hand tail light lamp 2	20/3	
	54/51:8	Connector, towing bracket wiring	54/40:8, 53/609	
	10/49	Position/parking light, rear left, S60		
	10/73	Side marker light, front right, S80		
	10/130	Parking light, front right, USA/CDN		
10/2	Front right lamp housing, Bi-Xenon electronic unit			
	continues			

Fuses

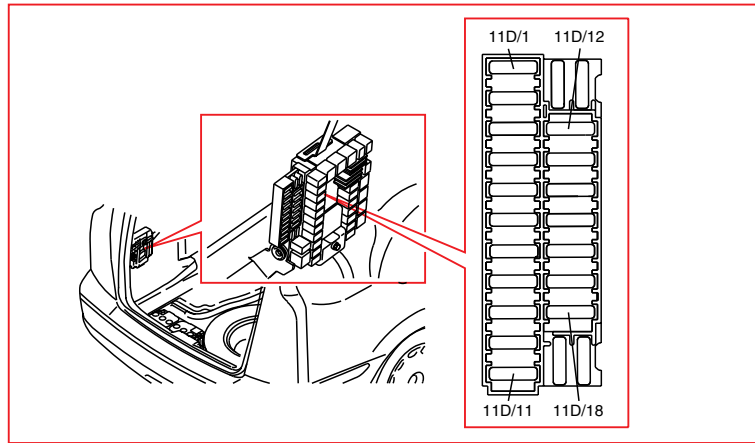
Passenger compartment 11C/32-38



11C Fuses in the passenger compartment

No.	Fuse function	via	A
32	4/56 Central Electronic Module CEM 11C/38 Fuses in the passenger compartment		10
33	6/33 Fuel pump 4/56 Central Electronic Module CEM	2/23 2/33	15
34	6/15 Sunroof motor	4/33	15
35	6/62 Left-hand power door mirror 9/33 Left-hand heated door mirror 3/126 Driver/Passenger Door Module (DDM/PDM) 3/74 Left-hand front door lock unit	3/126 3/126 3/126	25
36	3/75 Right-hand front door lock unit 6/63 Right-hand power door mirror 9/34 Right-hand heated door mirror 3/127 Passenger/Driver Door Module (PDM/DDM)	3/127 3/127 3/127	25
37	2/138 Deadlock relay, left-hand rear door 2/139 Deadlock relay, right-hand rear door 3/85 Rear left door power window switch 3/86 Rear right door power window switch 6/92 Motor, rear left power window 6/93 Motor, rear right power window 10/151 Left-hand rear door switch lighting 10/152 Right-hand rear door switch lighting	2/120 2/120 2/116, 2/118 2/117, 2/119 3/85 3/86 2/120 2/120	30
38	16/35 Siren Control Module (SCM)		5

Fuses Cargo compartment 11D/1-7

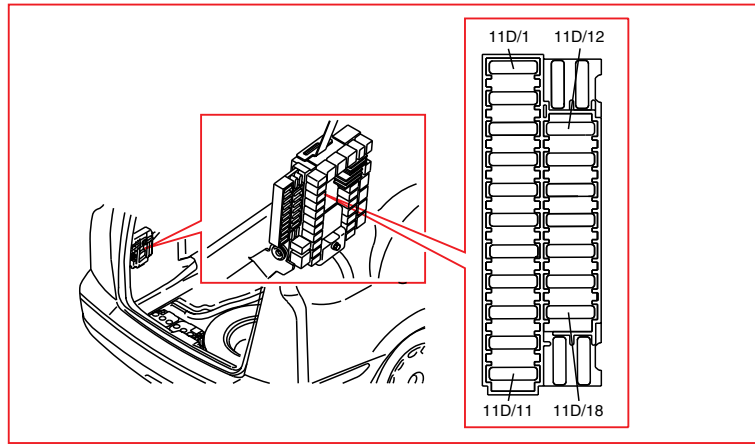


11D Fuses in the cargo compartment

No.	Fuse function	via	A
1	4/58 Rear Electronic Module (REM) 10/127 Lighting, cargo compartment, left-hand side 10/128 Lighting, cargo compartment, right-hand side	4/58 4/58	10
2	4/58 Rear Electronic Module (REM) 10/46 Fog light, right rear 10/53 Fog light, left rear Towing bracket wiring, rear fog light	4/58 4/58 4/58	10
3	11D/14 Fuses in the cargo compartment Towing bracket wiring, brake lights	20/31, 2/79 2/79	15
4	Towing bracket wiring, reversing lights 10/48 Right-hand reversing light 10/55 Left-hand reversing light	2/80 2/80 2/80	10
5	2/52 Relay, 15l feed, rear 2/82 Relay, heated rear window		5
6	3/78 Trunk lid lock unit	2/67	10
7	8/59 Front right side airbag igniter 8/60 Rear right head restraint solenoid	2/75 2/75	15
	continues		

Fuses

Cargo compartment 11D/8-18

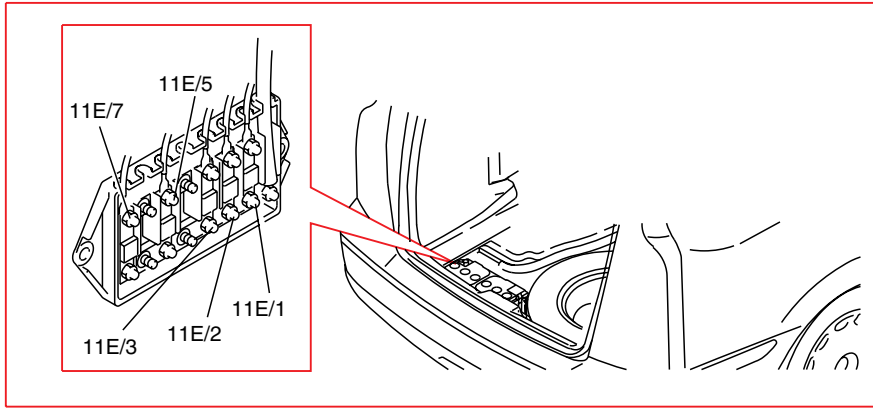


11D Fuses in the cargo compartment

No.	Fuse function	via	A
8	3/76 Left-hand rear door lock unit	2/112, 2/158 2/114, 2/115 2/59, 2/158	15
	3/77 Right-hand rear door lock unit		
	6/37 Lock motor, fuel filler flap		
9	30+ Towing bracket wiring		15
10	16/15 CD changer		10
	16/45 Road Traffic Information (RTI)		
11	4/78 Accessory Electronic Module AEM		15
14	10/43 Right-hand brake light		7,5
	10/50 Left-hand brake light		
15	15I+ Towing bracket wiring		20
16	17/19 12V outlet, cargo compartment		15
17	2/142 Relay, preheated fuel filter, Diesel		7,5
	4/82 Differential Electronic Module DEM		
18	9/38 Preheated fuel filter, Diesel	2/142	15

Fuses

Cargo compartment 11E/1-7



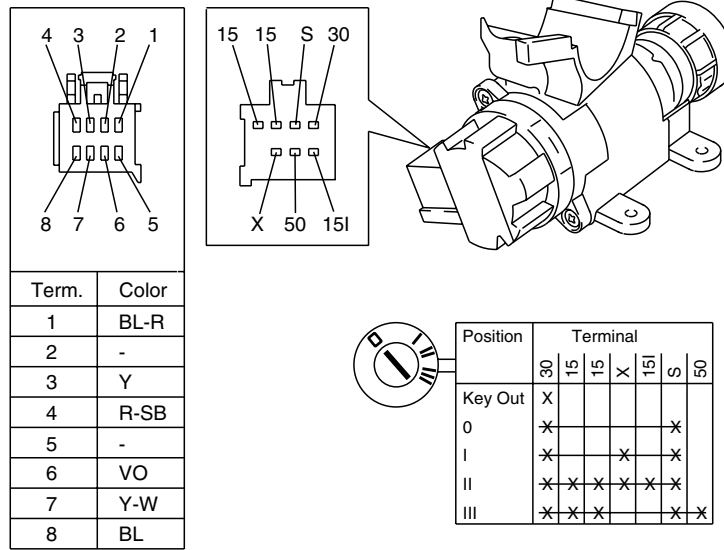
11E Fuses by the battery

No.	Fuse function	via	A
1	11D/15-18 Fuses in the cargo compartment	2/52	40
2	11D/12-13 Fuses in the cargo compartment		40
3	16/16 Window antenna amplifier, left	2/82	40
5	11D/6-11 Fuses in the cargo compartment		40
7	11D/1-5 Fuses in the cargo compartment		40

Relays/Shunts

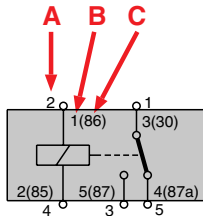
Ignition switch and relays

3/1



Relays, general

The diagram indicates two or three different designations for the relay's position. This is described below.

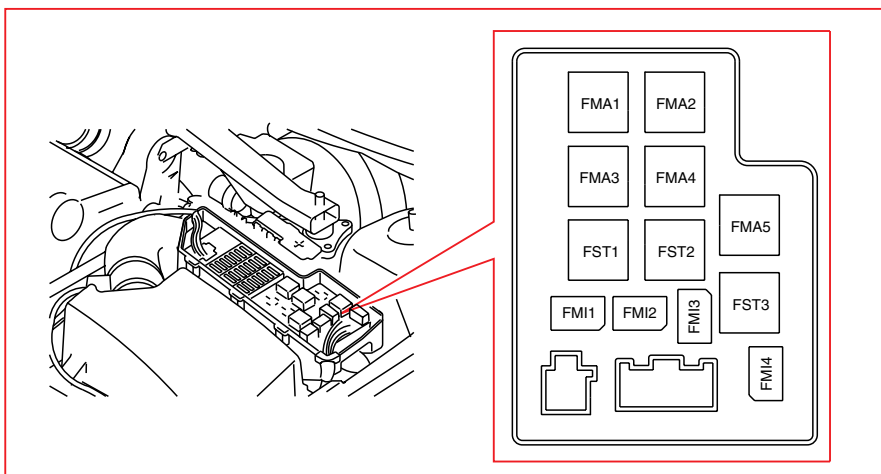


A = Corresponds to the position on the rear of the relay box (wiring side).

B = Corresponds to the position on the relay.

C = Is an old designation that can be on the relay.

Relays/Shunts Engine compartment FMA2 - FST3

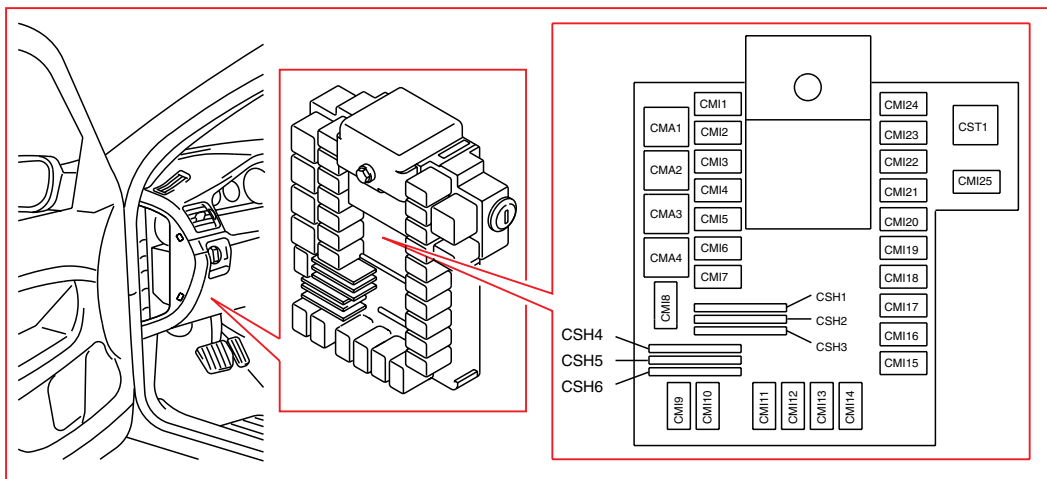


Relays in the engine compartment

Pos	Relay function	
FMA2	2/32	Engine management system main relay
FMA3	2/14	Relay, glow plug unit
FMA4	2/35	Starter motor relay
FMI1	2/22	Relay, climate control system
FMI2	2/17	Horn relay
FMI3	2/92	Relay, windshield washer motor
FST1	2/91	Relay, intermittent wiping
FST2	2/33	Relay, fuel system
FST3	2/90	Relay, windshield wiper, low/high speed

Relays/Shunts

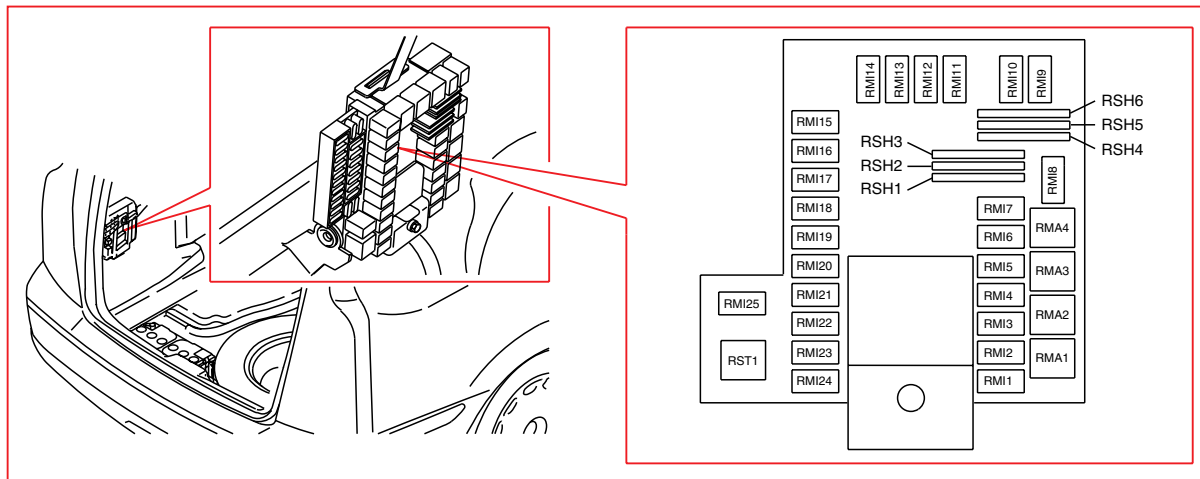
Passenger compartment CMA2 - CSH4



Relays/shunts in the passenger compartment

Pos	Relay function
CMA2	2/30 X feed overload relay
CMA3	2/31 15-feed overload relay
CMI1	2/116 Rear power window up relay
CMI2	2/118 Rear power window down relay
CMI3	2/120 Relay - power windows, power child lock rear door
CMI4	2/63 High beam relay
CMI5	2/61 Relay, parking light
CMI7	2/62 Relay, low beam/Bi-Xenon
CMI11	2/34 Fog light relay, front
CMI12	2/23 Fuel pump relay
CMI14	2/143 Relay, fuel leakage control
CMI21	2/101 Relay for extended D2 feed, automatic transmission
CMI22	2/29 Relay, extended D1 feed
CMI23	2/119 Right rear power window down relay
CMI24	2/117 Right rear power window up relay
CSH1	20/32 Shunt, indicator CEM, left
CSH2	20/34 Shunt, indicator CEM, right
CSH4	20/27 Shunt, low beam CEM

Relays/Shunts Cargo compartment RMA1 - RSH6

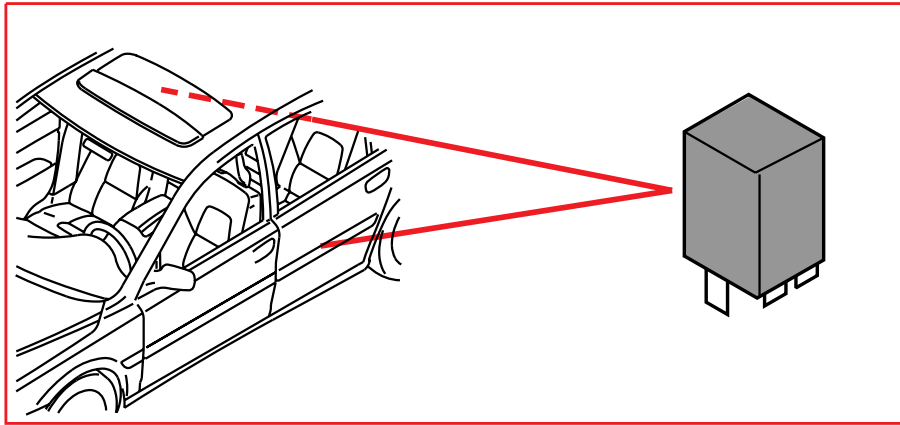


Relays/shunts in the cargo compartment

Pos	Relay function	
RMA1	2/52	Relay, 15l feed, rear
RMA3	2/82	Relay, heated rear window
RMI2	2/112	Unlocking relay, left-hand rear
RMI3	2/115	Relay, deadlock, rear doors
RMI4	2/80	Reversing light relay
RMI5	2/79	Brake light relay
RMI6	2/49	Relay, rear fog light
RMI7	2/83	Trailer fog light relay
RMI8	2/142	Relay, preheated fuel filter
RMI14	2/75	Rear adjustable head restraint relay
RMI17	2/140	Relay CNG/LPG
RMI19	2/67	Trunk lid opening relay
RMI20	2/158	Locking relay, rear doors, filler flap
RMI21	2/59	Unlocking relay, fuel filler flap
RMI23	2/114	Unlocking relay, rear right
RSH2	20/29	Shunt, fog light REM
RSH4	20/28	Shunt, parking light REM
RSH5	20/33	Shunt, parking light/tail light REM
RSH6	20/31	Shunt, brake light REM

Relays/Shunts

Other relays



Other relays

Pos	Relay function
Left-hand rear door	2/138 Deadlock relay, left-hand rear door
Right-hand rear door	2/139 Deadlock relay, right-hand rear door

Ground connections 31/1 - 31/53

31/1	
6/2:4	Windshield washer pump
6/3:3	Right-hand headlight wiper motor

31/2	
4/71A:2	Cooling fan control module

31/4	
31/44	Ground connection

31/5	
9/2	Heated rear window

31/6	
4/56E:1	Central Electronic Module (CEM), LHD
4/31A:4	Fan control module, RHD
53/405	Junction point
-10/29:2	- glove compartment lighting
-2/30:4	- X feed overload relay
-2/31:4	- 15-feed overload relay
-3/6:5	- hazard warning flasher switch
-2/143:1	- fuel leakage check relay, USA/CDN
-16/65:6	- antenna ring/ignition switch lighting
-10/125:4	- courtesy lighting, left front
-54/13:22	- connector, cabin - left-hand center door
-10/126:4	- courtesy lighting, right front

31/10	
4/31A:4	Fan control module, LHD
4/56E:1	Central Electronic Module (CEM), RHD
53/406	Junction point
-9/1:2	- front 12V outlet
-9/25A:3	- rear 12V outlet

31/44	
31/4	Ground connection

31/47	
54/51:7	Connector

31/48	
6/33:4	Fuel pump

31/53	
1/1	Battery

Ground connection

31/66 - 31/73

31/66	
53/500	Junction point
-54/24:13	- connector, RHD
-4/52A:2	- Power Seat Module (PSM), LHD
-54/74:4	- connector, AWD S60
-54/24:3	- connector
-54/10:11	- connector
-54/20:12	- connector

31/67	
53/501	Junction point
-54/25:3	- connector
-4/52A:2	- Power Seat Module (PSM), RHD
-54/25:13	- connector, LHD
-54/11:11	- connector
-6/35:2	- fuel pump, auxiliary heater
-54/21:12	- connector

31/70	
53/345	Junction point, accessories

31/72	
53/601	Junction point
-10/127:4	- lighting, cargo compartment, left-hand side
-8/59:4	- rear left head restraint solenoid
-4/58E:1	- Rear Electronic Module (REM)
-10/18A:4	- rear left lamp housing
-10/18B:1	- rear left lamp housing, S80
-10/18B:6	- rear left lamp housing, S60
-54/50:10	- connector
53/602	Junction point
-7/100:5	- Inclination Sensor Module (ISM)
-16/15:1	- CD changer
-16/45D:5	- Road Traffic Information (RTI)
7/100:5	Inclination Sensor Module (ISM)

31/73	
53/604	Junction point
-8/60:4	- rear right head restraint solenoid
-10/128:4	- lighting, cargo compartment, right-hand side
-10/17B:1	- rear right lamp housing, S80
-10/17A:4	- rear right lamp housing
-10/17B:6	- rear right lamp housing, S60
-4/78A:1	- Accessory Electronic Module (AEM)
-54/54:8	- connector, Bi-Fuel
-54/106:2	- connector, CNG
-54/35:4	- connector, Diesel
-17/19:2	- 12V cargo compartment outlet, accessory

Ground connection
31/83 - 31/91

31/83	
53/400 -5/1:14 -16/65:7 -54/13:20	Junction point - Driver Information Module (DIM) - antenna ring/ignition switch lighting - connector

31/84	
53/438 -3/111:5 -3/130:16 -3/130:22 -3/112A:16 -4/68:16 -17/13:4 -17/13:5 -16/60:18	Junction point - Light Switch Module (LSM) - Steering Wheel Module (SWM) - Steering Wheel Module (SWM) - Climate Control Module (CCM) - Steering Angle Sensor SAS, DSTC - data link connector - data link connector - Phone Module (PHM)
16/1A:12	Audio Module (AUM)
53/448 -16/2A:2 -16/1A:12 -53/423	Junction point - amplifier - Audio Module (AUM) with amplifier - junction point, RTI

31/88	
20/3:3	Spark plug and ignition coil
20/4:3	Spark plug and ignition coil

31/89	
20/5:3	Spark plug with ignition coil, 5-cyl
20/6:3	Spark plug with ignition coil, 5-cyl
20/7:3	Spark plug with ignition coil, 5-cyl
53/323 -20/5:3 -20/6:3 -20/7:3 -20/8:3	Junction point - spark plug with ignition coil, 6-cyl - spark plug with ignition coil, 6-cyl - spark plug with ignition coil, 6-cyl - spark plug with ignition coil, 6-cyl

31/91	
9/32	PTC resistor, air preheating, 5-cyl Petrol, Bi-Fuel
4/50:5	Electronic Throttle Module (ETM), Bi-Fuel

Ground connection

31/93 - 31/95

31/93	
53/329 -3/10:2 -20/16:2 -7/4:2 -6/71:6 -7/51:3 -8/79:1 -7/73:2 -54/3LA:5 -6/114:2	Junction point - reversing light contact, Manual - capacitor - brake fluid level sensor - stepper motor, speed-dependent power steering - accelerator pedal sensor - LPG valve - coolant level sensor - connector - vacuum pump, 6-cyl
53/301 -10/1B:3 -10/5:2 -10/71:2 -10/1A:1 -6/38:1	Junction point - front left lamp housing - front left fog light - front left side marker light, S80 - front left lamp housing - left-hand headlight beam adjustment motor
53/331 -54/4:4 -54/58:4 -54/58:2 -8/37B:4 -8/37B:2 -6/4:3 -15/31C6:1 -6/1:4 -54/9:3 -10/15:1	Junction point - connector - connector, 6-cyl - connector, 6-cyl - automatic transmission, 5-cyl - automatic transmission, 5-cyl - left-hand headlight wiper motor - engine compartment distribution box - windshield wiper motor - connector - front left fender direction indicator, EU/OS

31/94	
53/303 -16/35:3 -6/39:1 -10/16:1 -10/2A:1 -10/2B:3 -10/6:2 -10/73:2	Junction point - Siren Control Module (SCM) - right-hand headlight adjustment motor - front right fender direction indicator, EU/OS - front right lamp housing - front right lamp housing - front right fog light - side marker light, front right, S80
4/28A:53	Transmission Control Module (TCM)

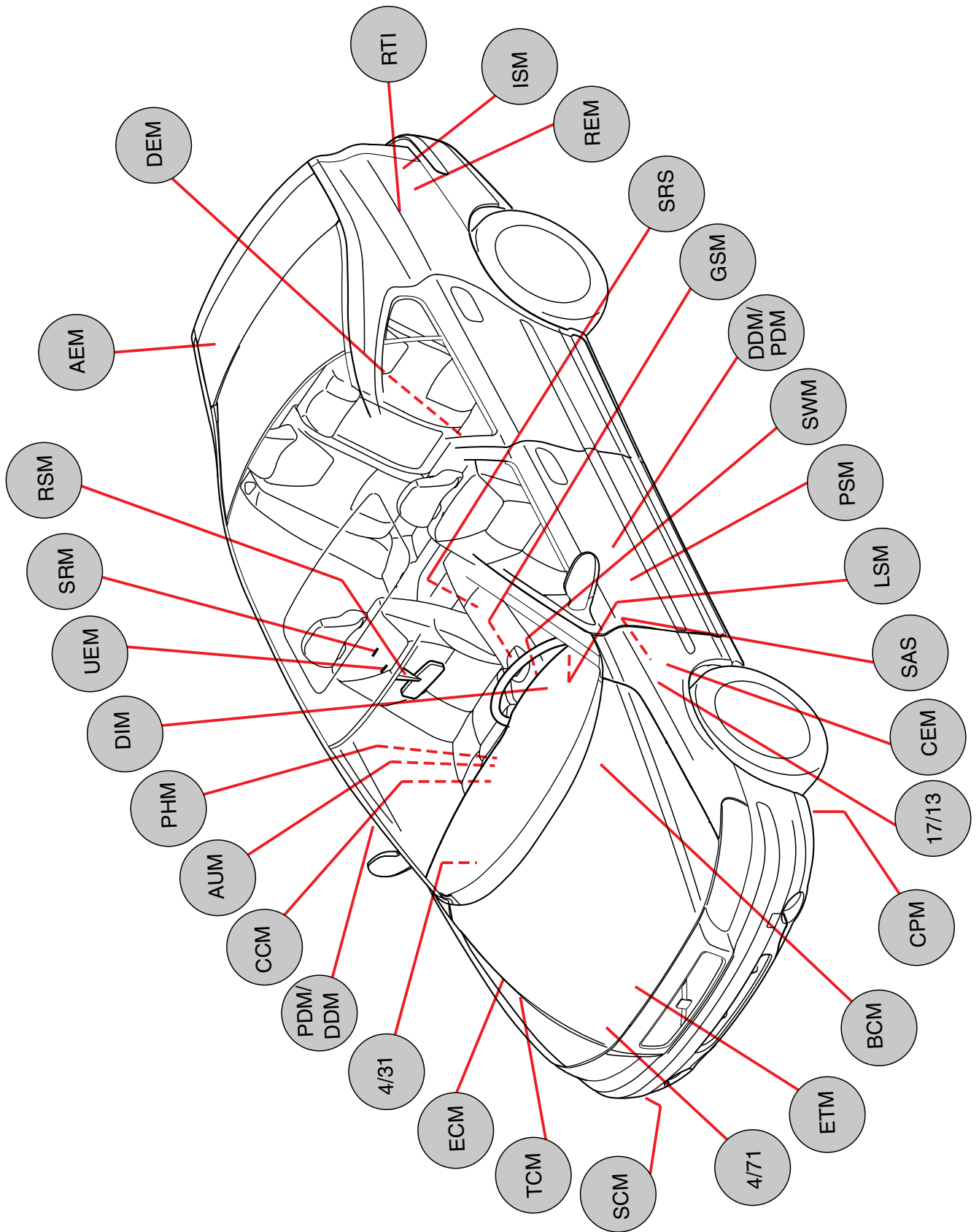
31/95	
53/384 -4/16:16 -4/16:47	Junction point - Brake Control Module (BCM) - Brake Control Module (BCM)

31/96	
53/326 -4/46A:36 -4/46A:53 -4/46A:54 -4/46A:62 -4/46A:63 -9/32:2 -6/105:3 -4/46A:17	Junction point - Engine Control Module (ECM), 5-cyl normally aspirated, Bi-Fuel, Diesel - Engine Control Module (ECM) - Engine Control Module (ECM) - Engine Control Module (ECM), 5-cyl normally aspirated - Engine Control Module (ECM), 5-cyl Turbo/6-cyl - PTC resistor, air preheating, Diesel - fuel distributor, gas, Bi-Fuel - Engine Control Module (ECM), 5-cyl normally aspirated

31/98	
10/115:3	Right-hand vanity mirror lighting
53/503 -10/19:5 -54/13:20 -54/16:2 -10/114:3 -10/150:4 -7/122:5 -4/70:20 -3/117A:10 -4/33A:5	Junction point - auxiliary brake light - connector - connector, rain sensor - left-hand vanity mirror lighting - rear reading light - Microwave Motion Sensor (MMS), alarm - Upper Electronic Module UEM - dome light control module - sunroof control module SRM

Control modules

Overview, location

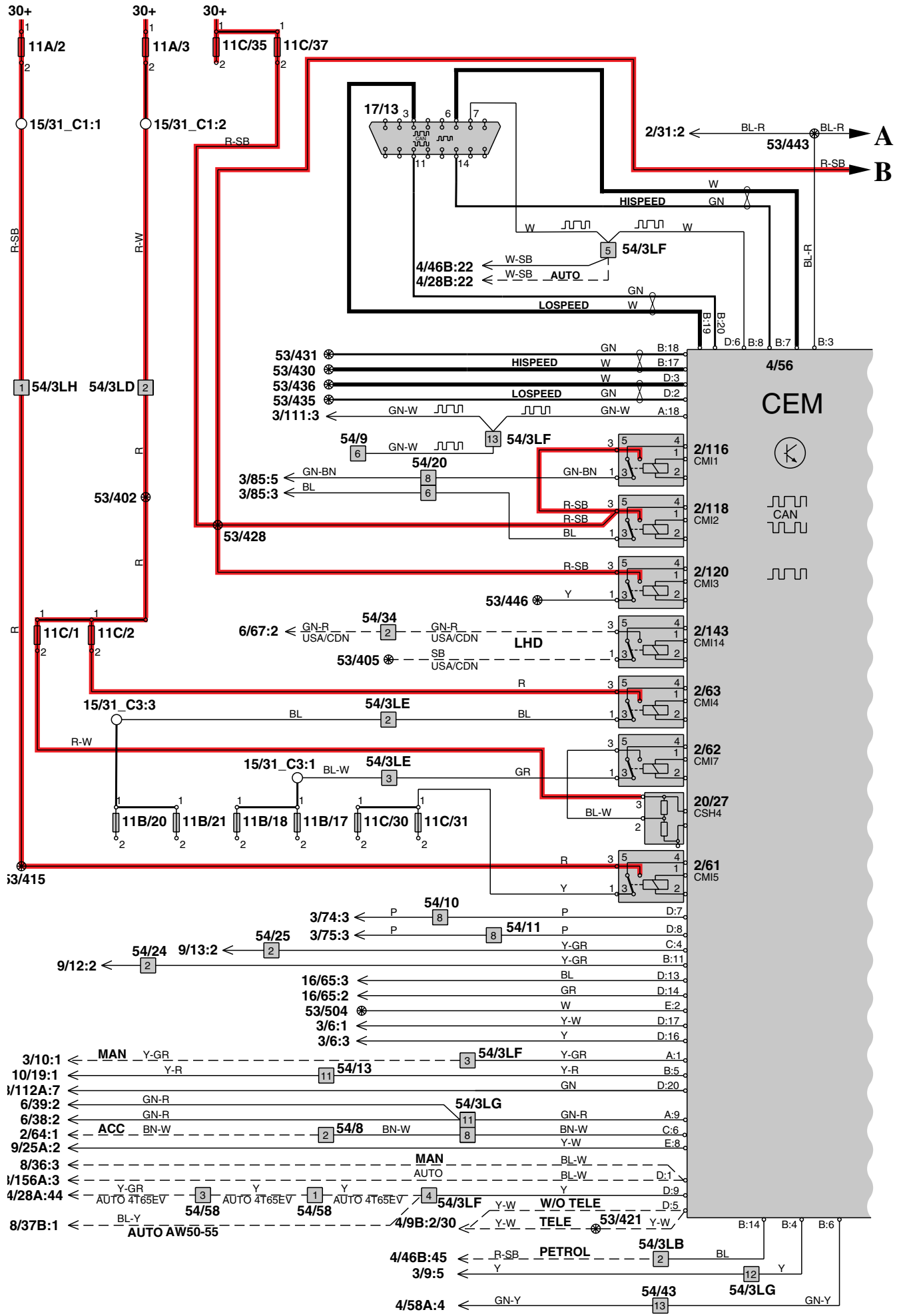


Control modules Overview, designations

Unit	Designation	
AEM	4/78	Accessory Electronic Module AEM
AUM	16/1	Audio Module (AUM)
BCM	4/16	Brake Control Module (BCM)
CCM	3/112	Climate Control Module (CCM)
CEM	4/56	Central Electronic Module CEM
CPM	4/7	Combustion Preheater Module (CPM)
DDM/ PDM	3/126	Driver/Passenger Door Module (DDM/PDM), left-hand
DEM	4/82	Differential Electronic Module DEM
DIM	5/1	Driver Information Module (DIM)
ECM	4/46	Engine Control Module (ECM)
ETM	4/50	Electronic Throttle Module (ETM)
GSM	3/156	Gear Selector Module (GSM)
ISM	7/100	Inclination Sensor Module (ISM)
LSM	3/111	Light Switch Module (LSM)
PDM/ DDM	3/127	Passenger/Driver Door Module (PDM/DDM), right-hand
PHM	16/60	Phone Module (PHM)
PSM	4/52	Power Seat Module (PSM)
REM	4/58	Rear Electronic Module (REM)
RSM	7/149	Rain Sensor Module (RSM)
RTI	16/45	Road Traffic Information (RTI)
SAS	4/68	Steering Angle Sensor module SAS
SCM	16/35	Siren Control Module (SCM)
SRM	4/33	Sunroof control module SRM
SRS	4/9	Control module, Supplemental Restraint System (SRS)
SWM	3/130	Steering Wheel Module (SWM)
TCM	4/28	Transmission Control Module (TCM)
UEM	4/70	Upper Electronic Module UEM
4/31	4/31	Fan control module
4/71	4/71	Cooling fan control module
17/13	17/13	Data link connector

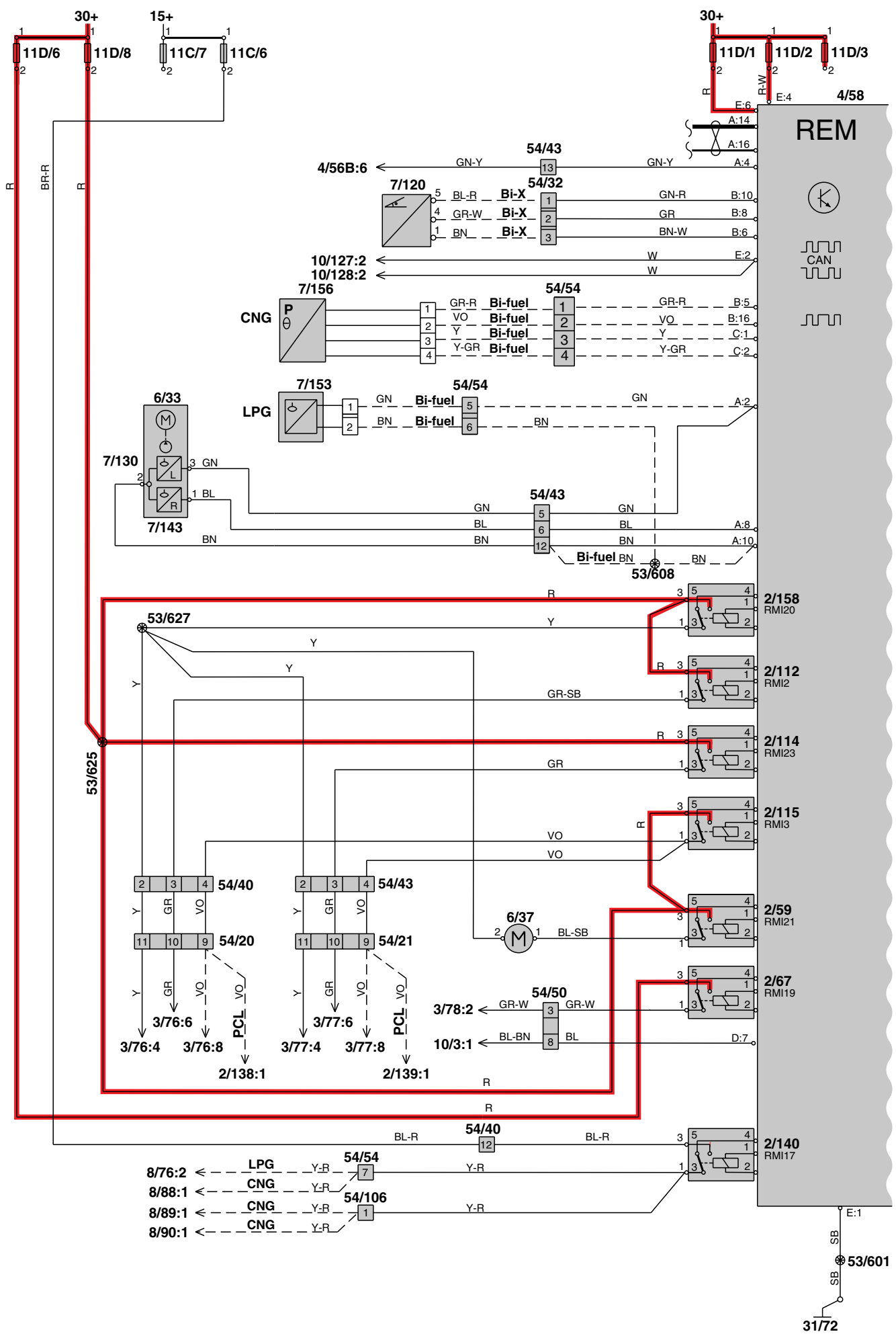
Control modules

Central Electronic Module (CEM)

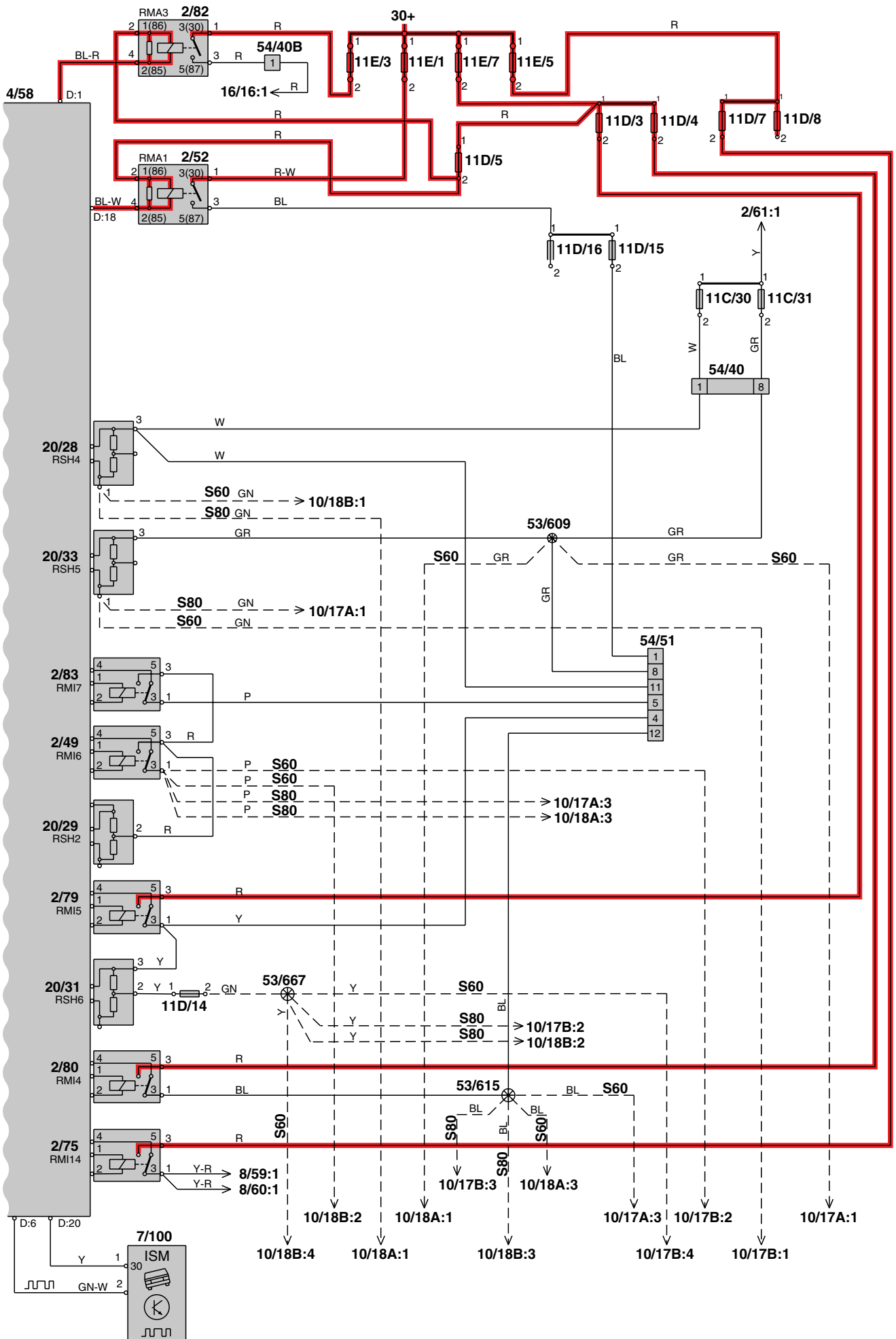


Control modules

Rear Electronic Module (REM)

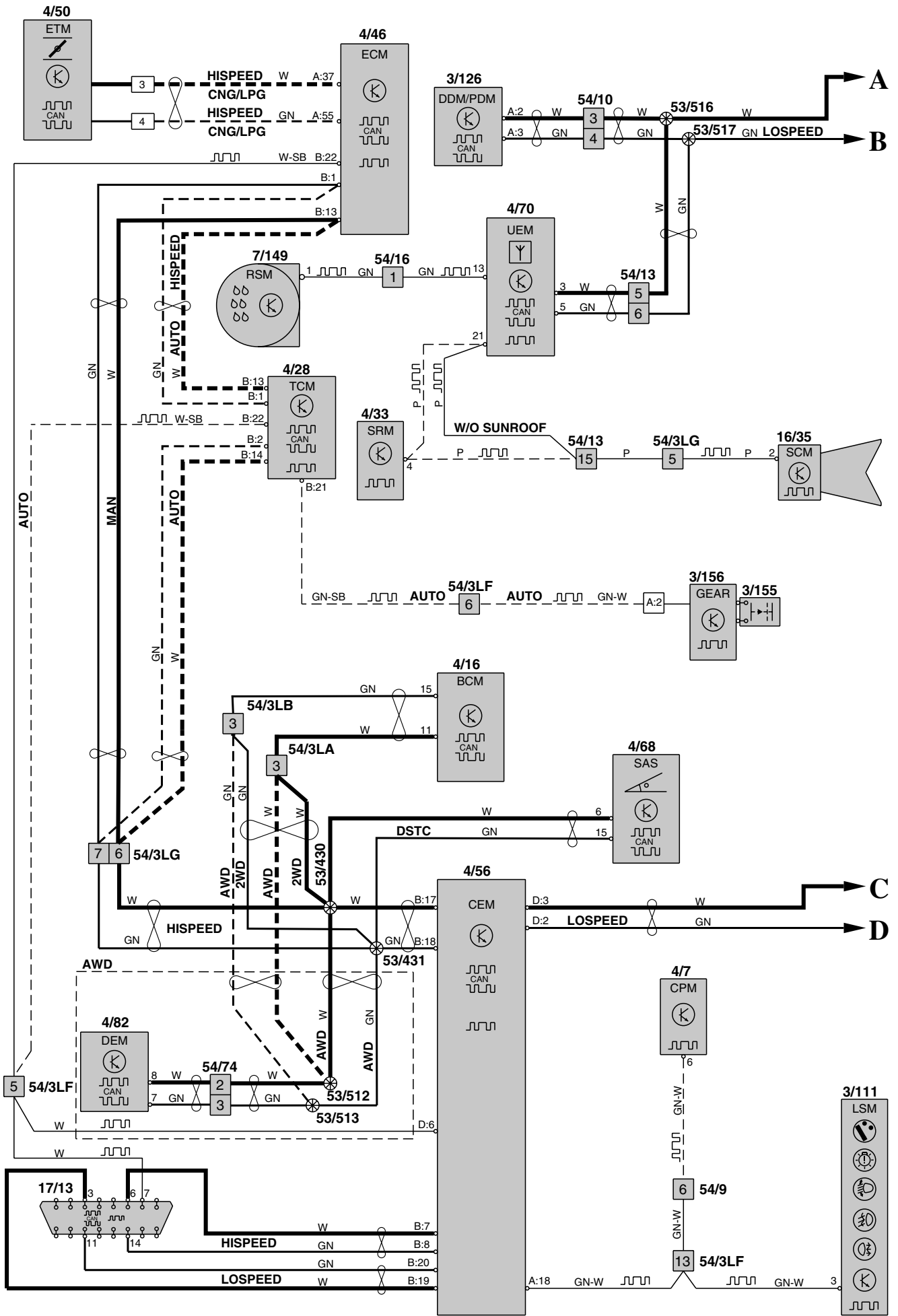


Control modules Rear Electronic Module (REM)



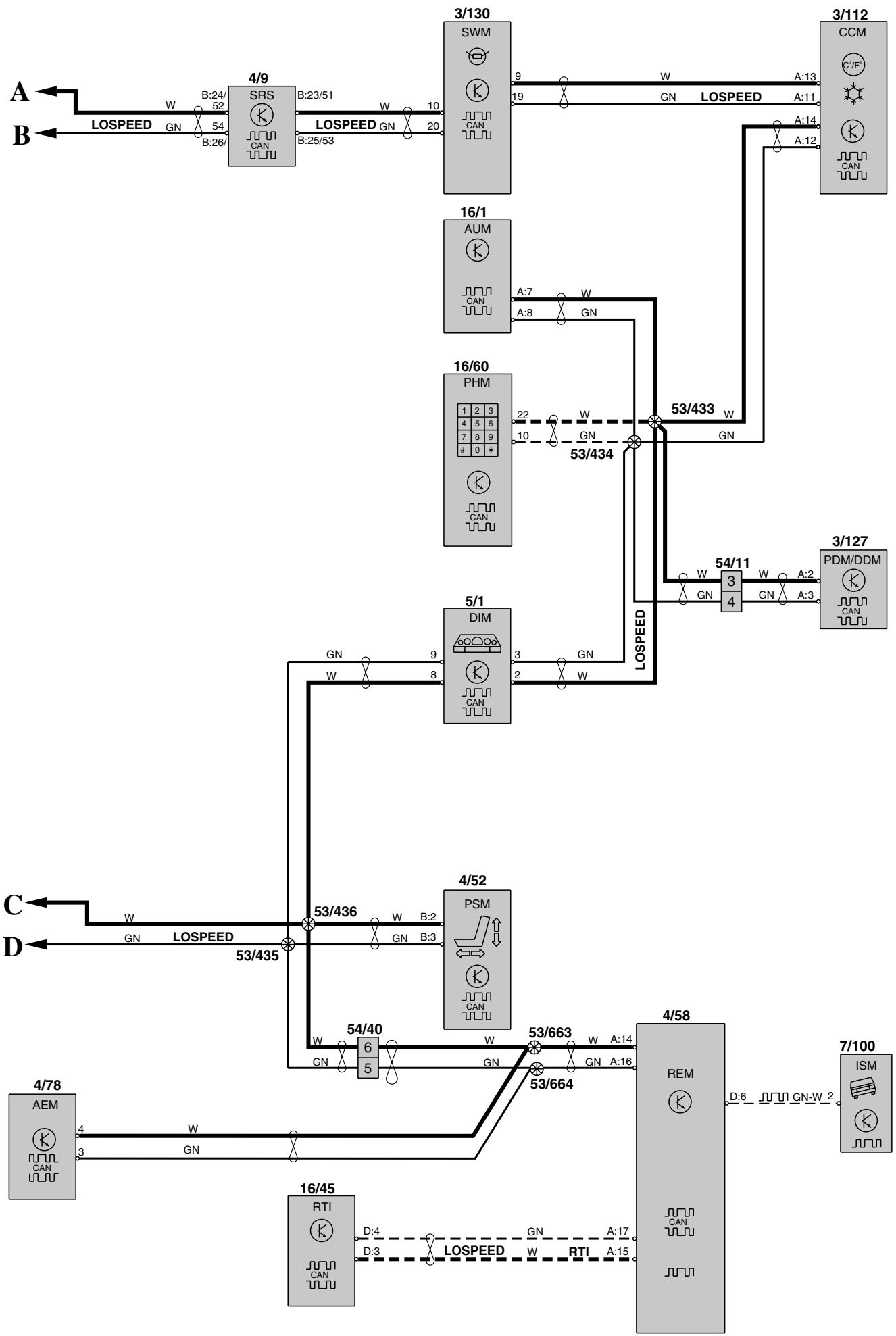
Control modules

Data communication



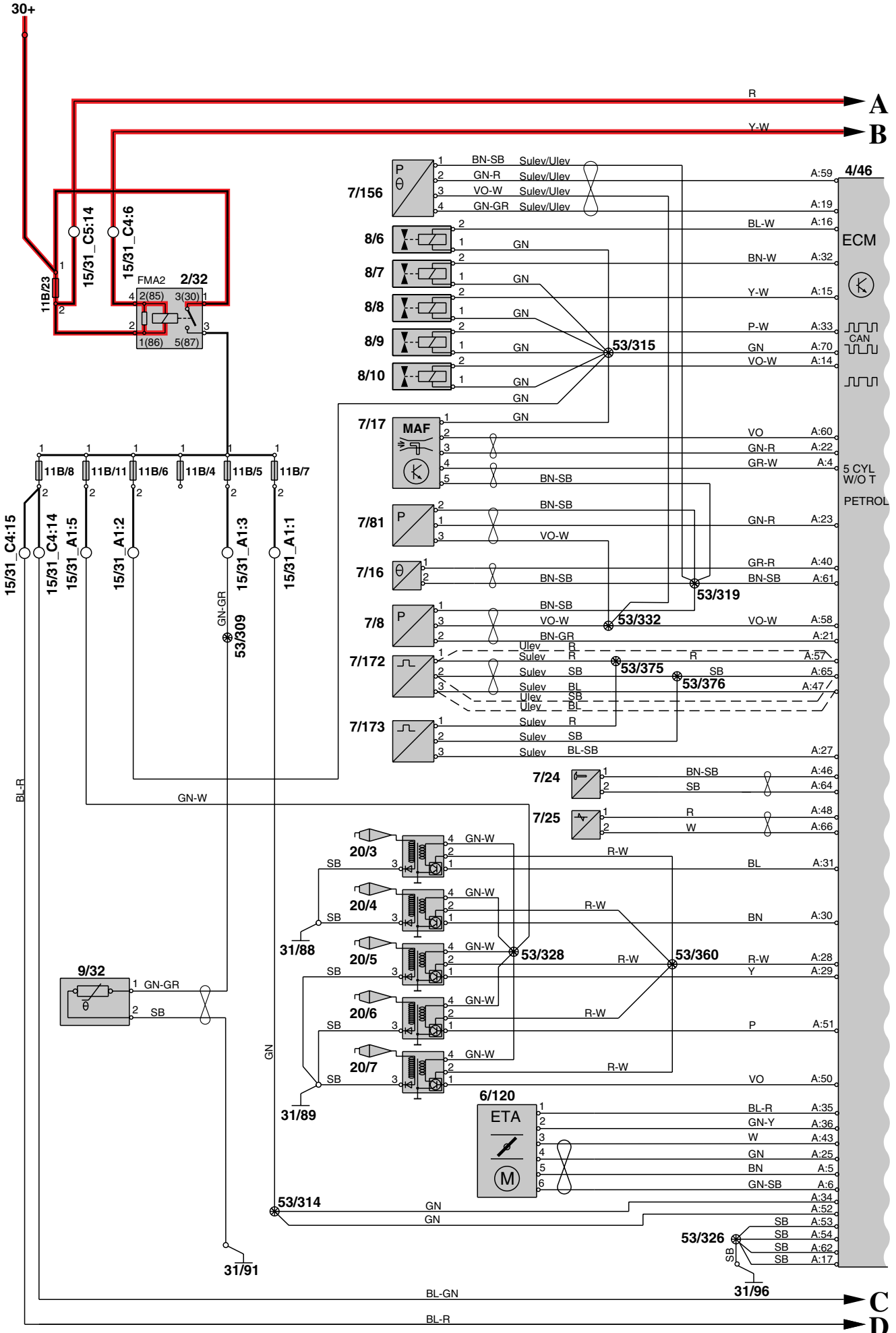
Control modules

Data communication

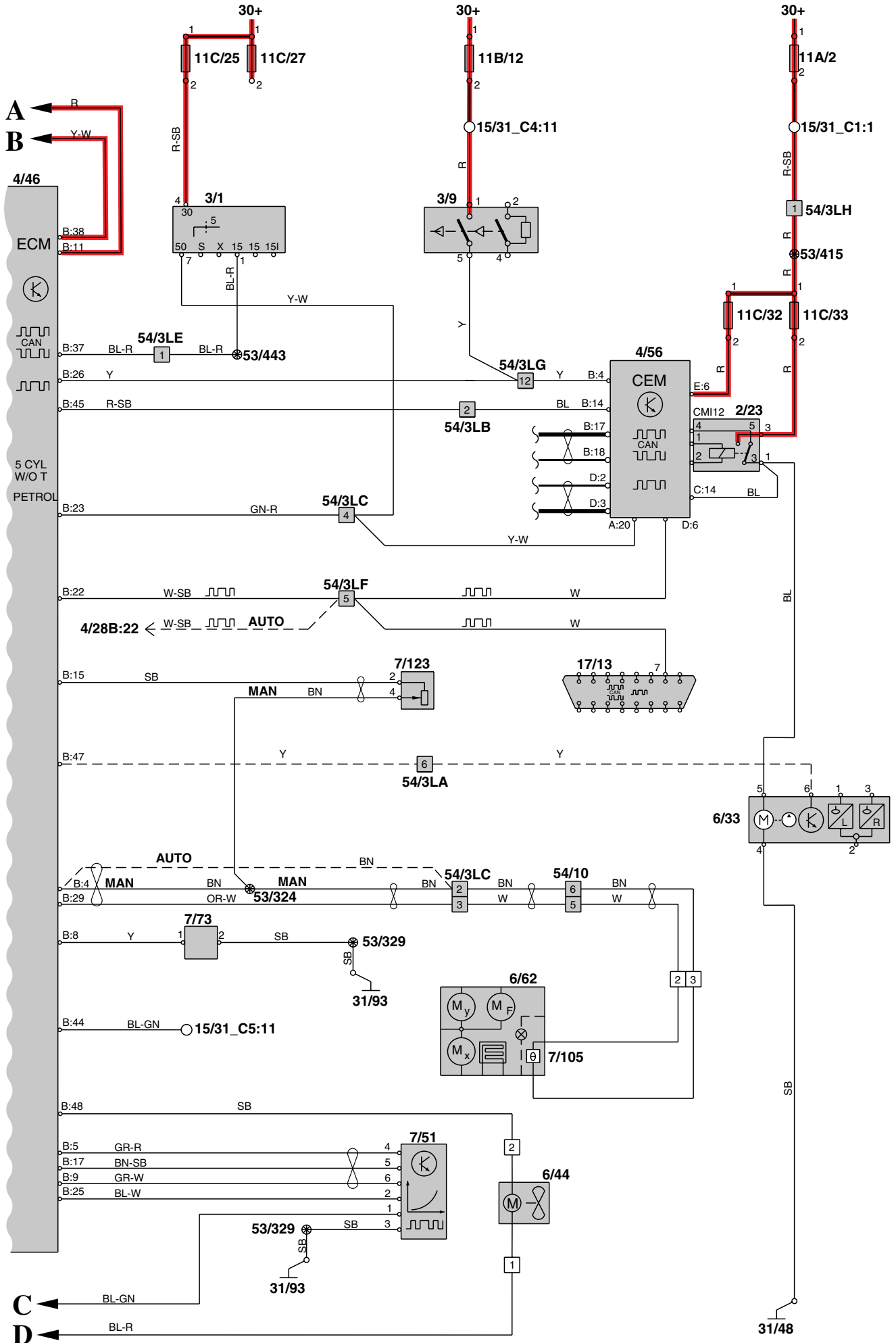


Group 23

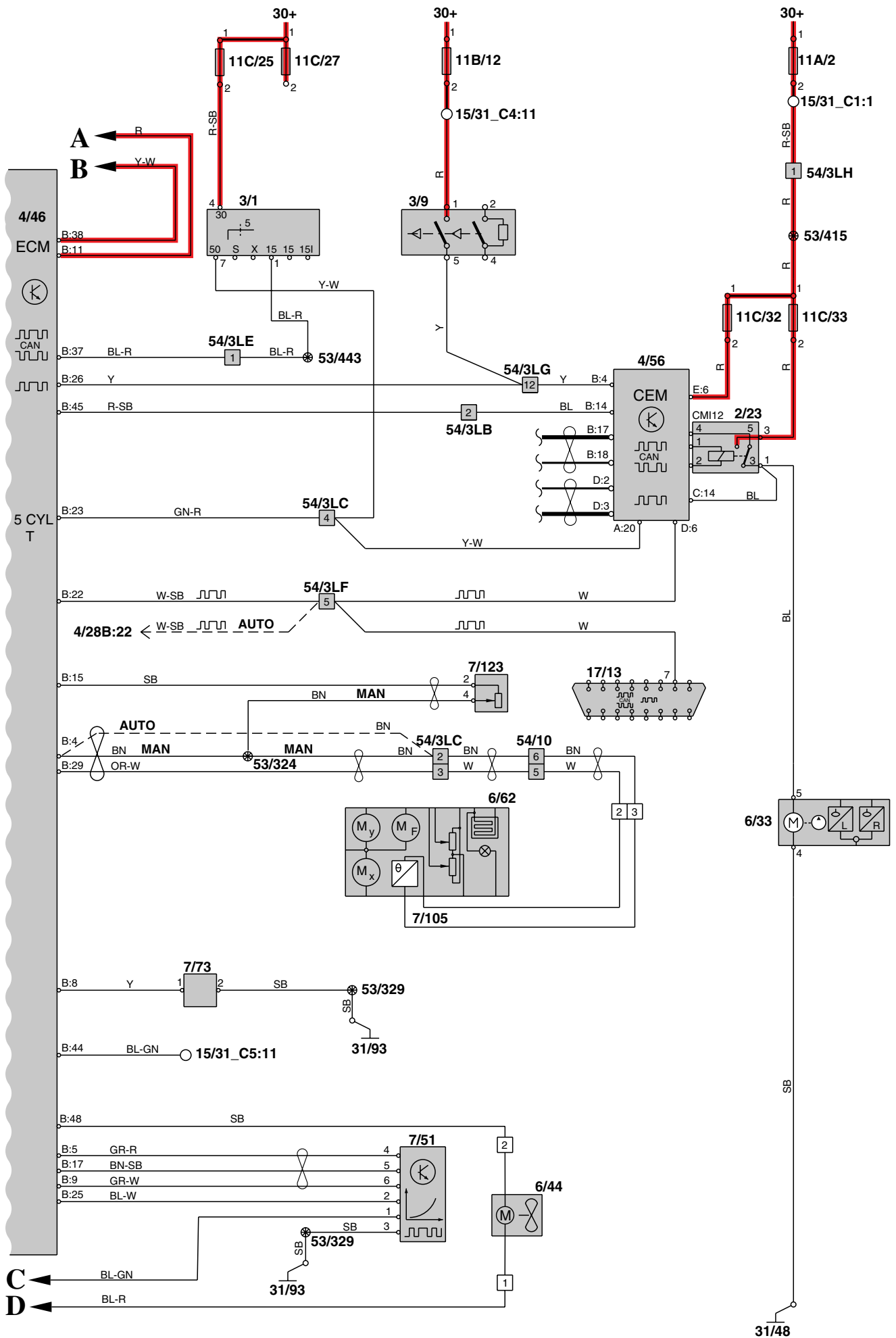
Engine management system, 5-cyl normally aspirated



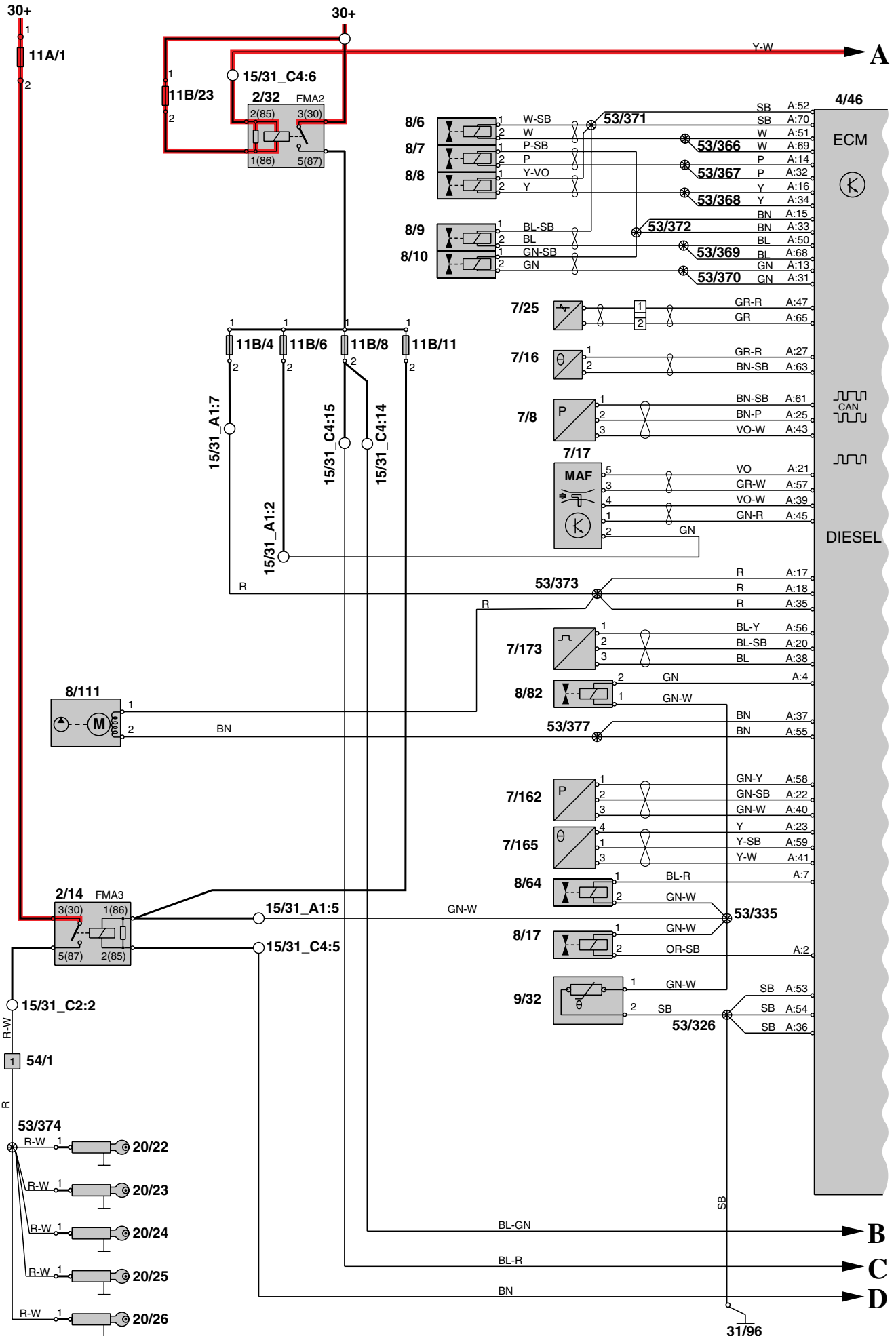
Engine management system, 5-cyl normally aspirated



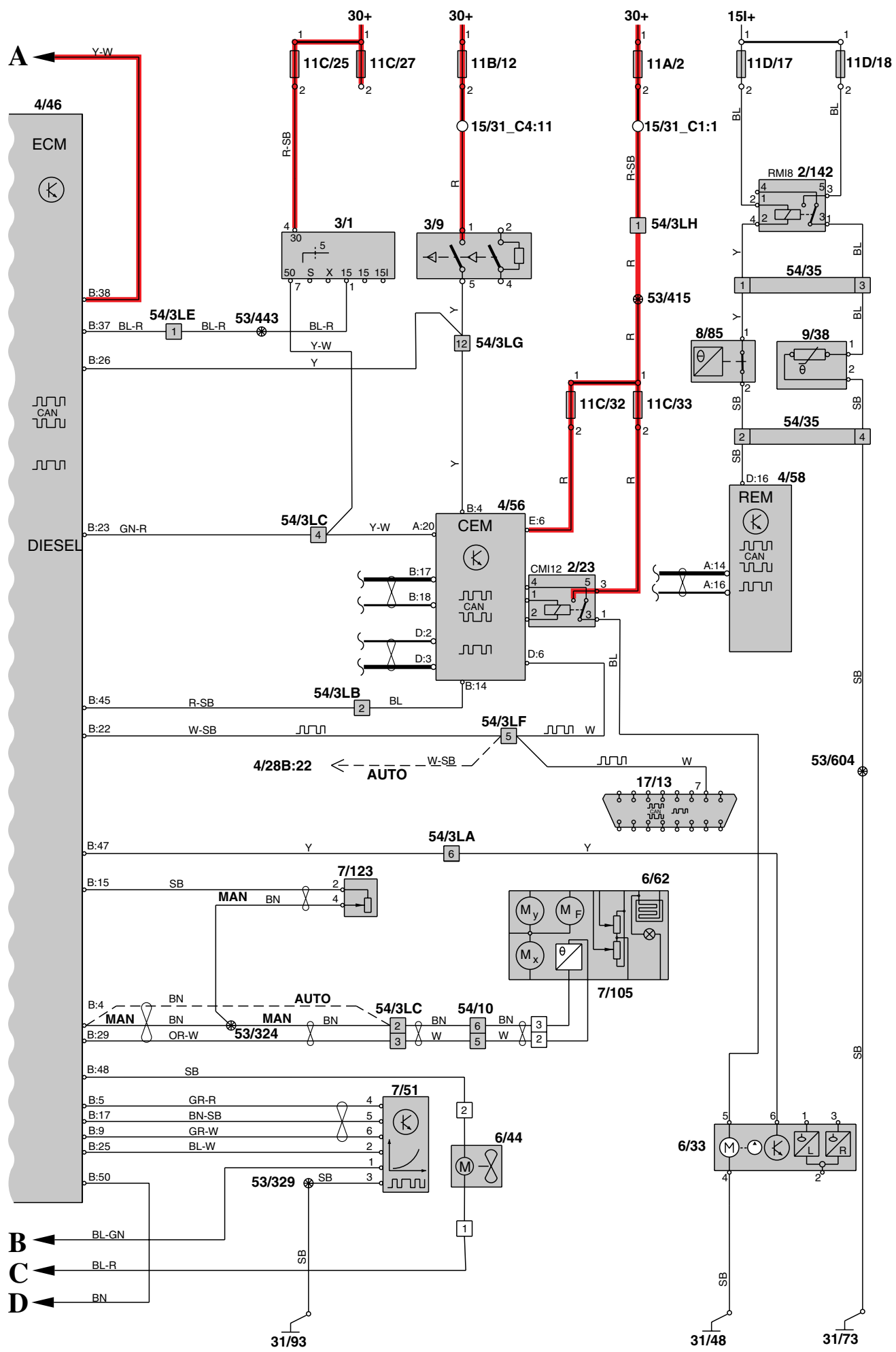
Engine management system, 5-cyl Turbo



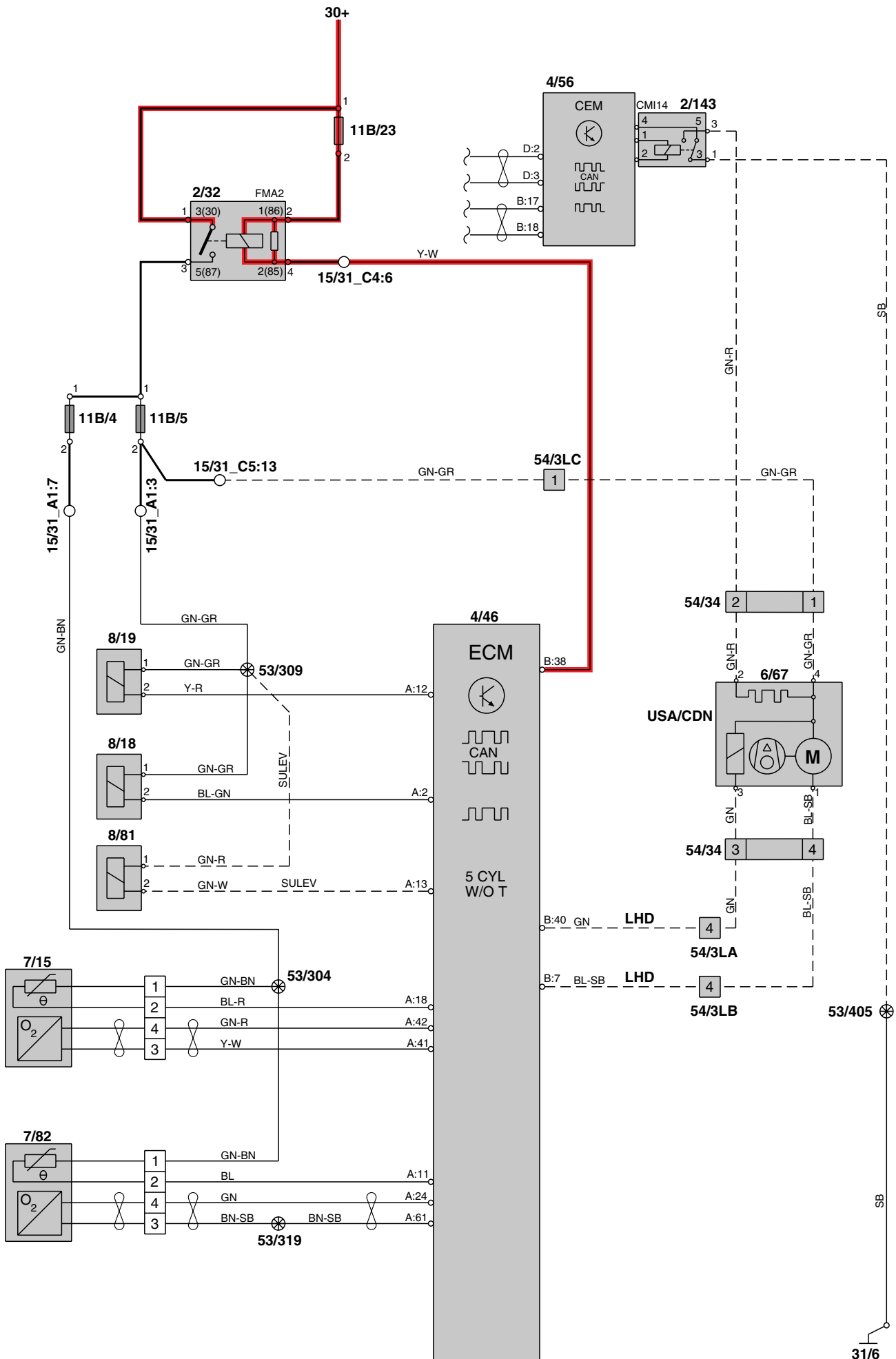
Engine management system, Diesel



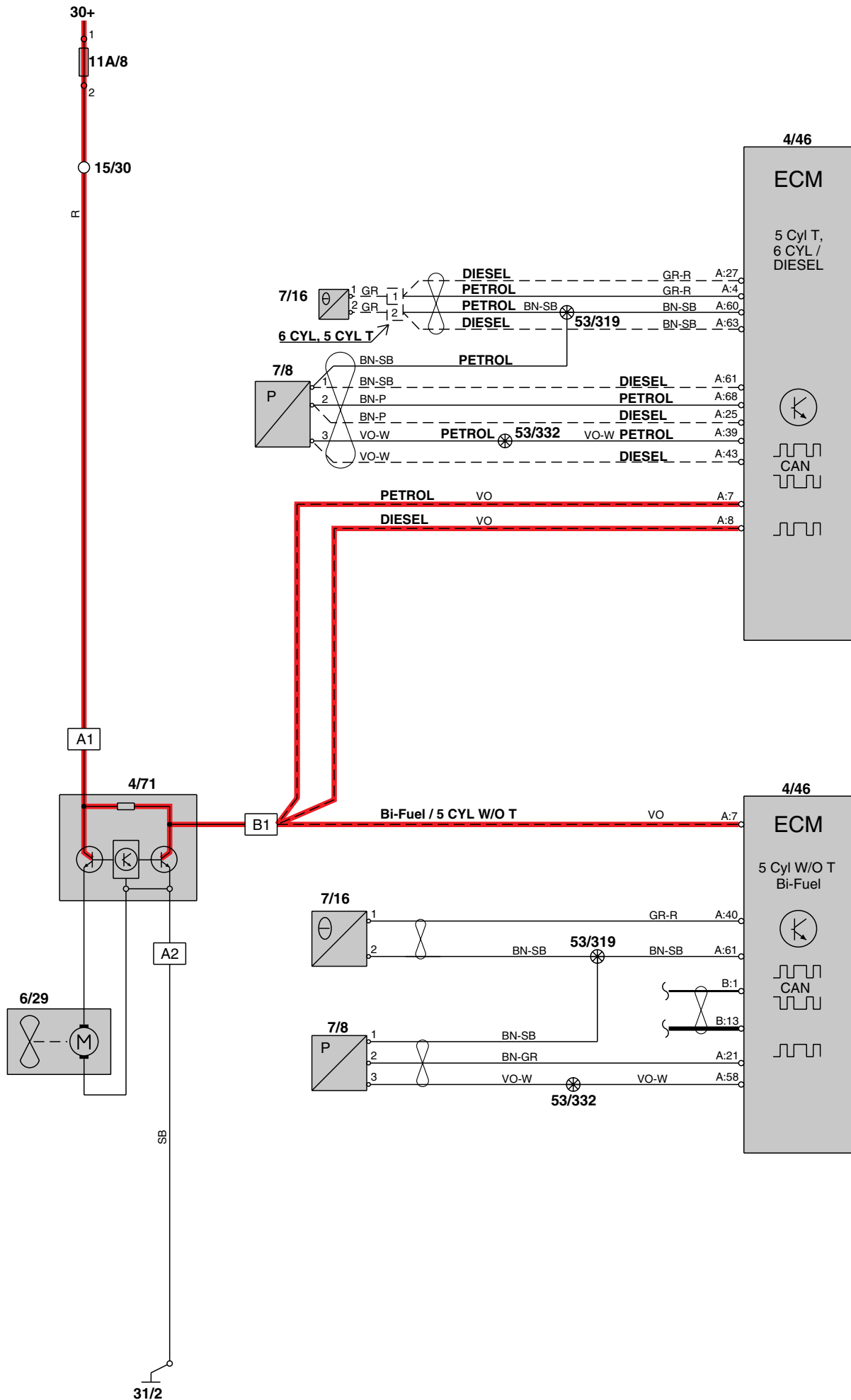
Engine management system, Diesel



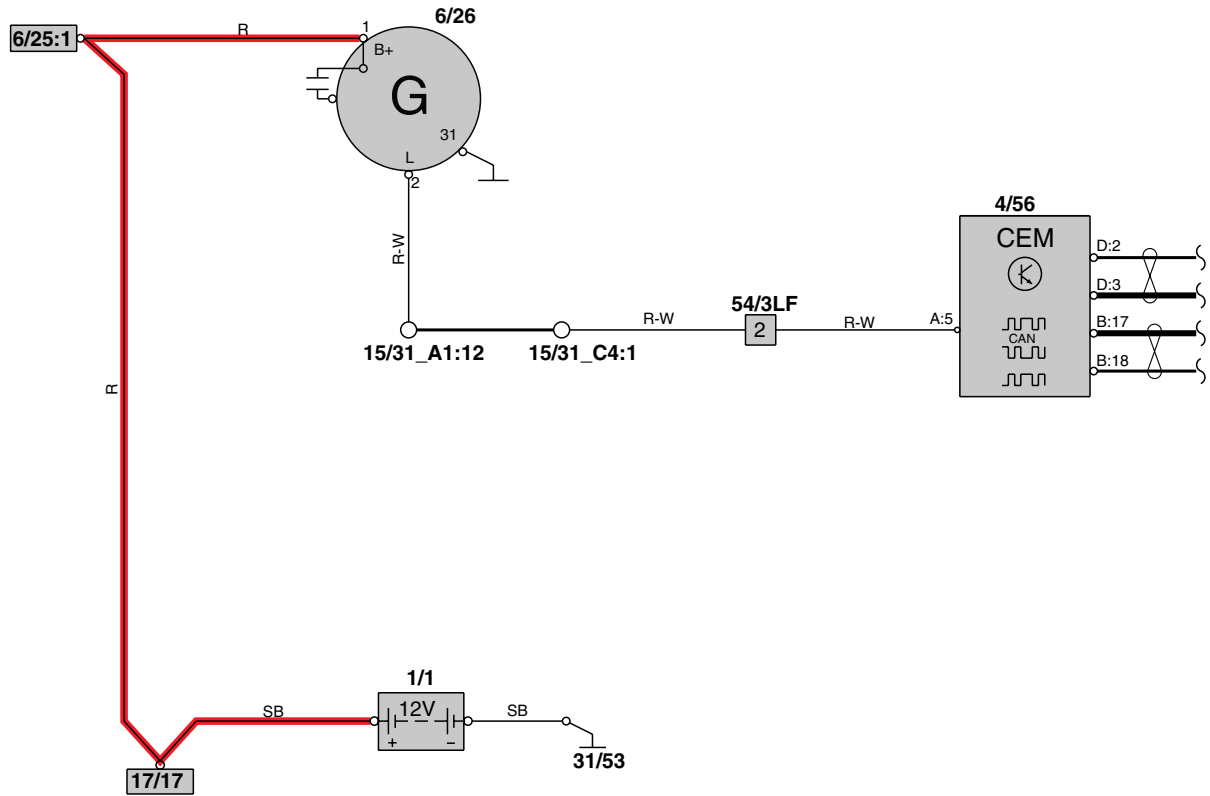
Emission control, 5-cyl normally aspirated



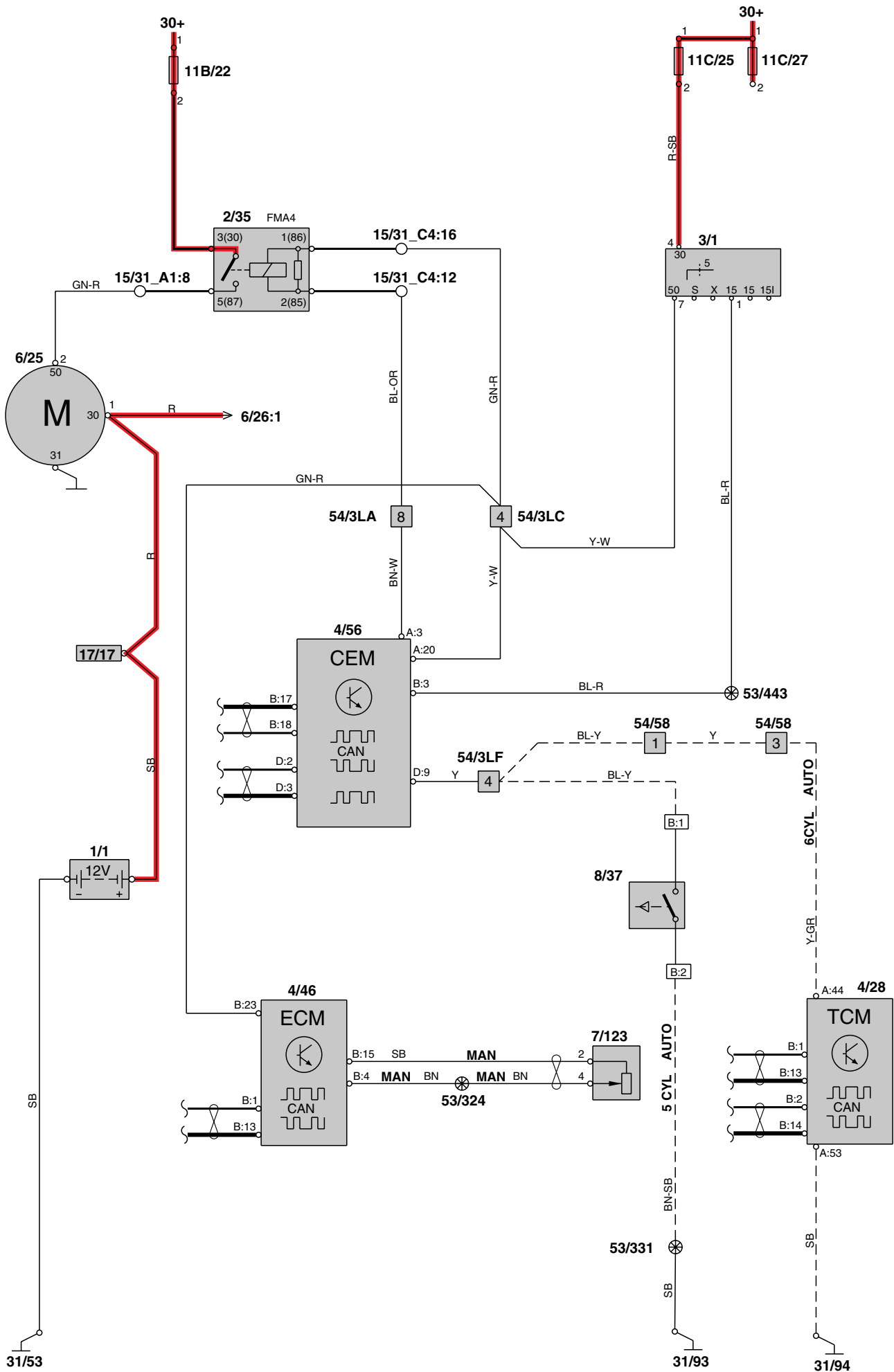
Group 26 Cooling fan



Group 32 Power supply

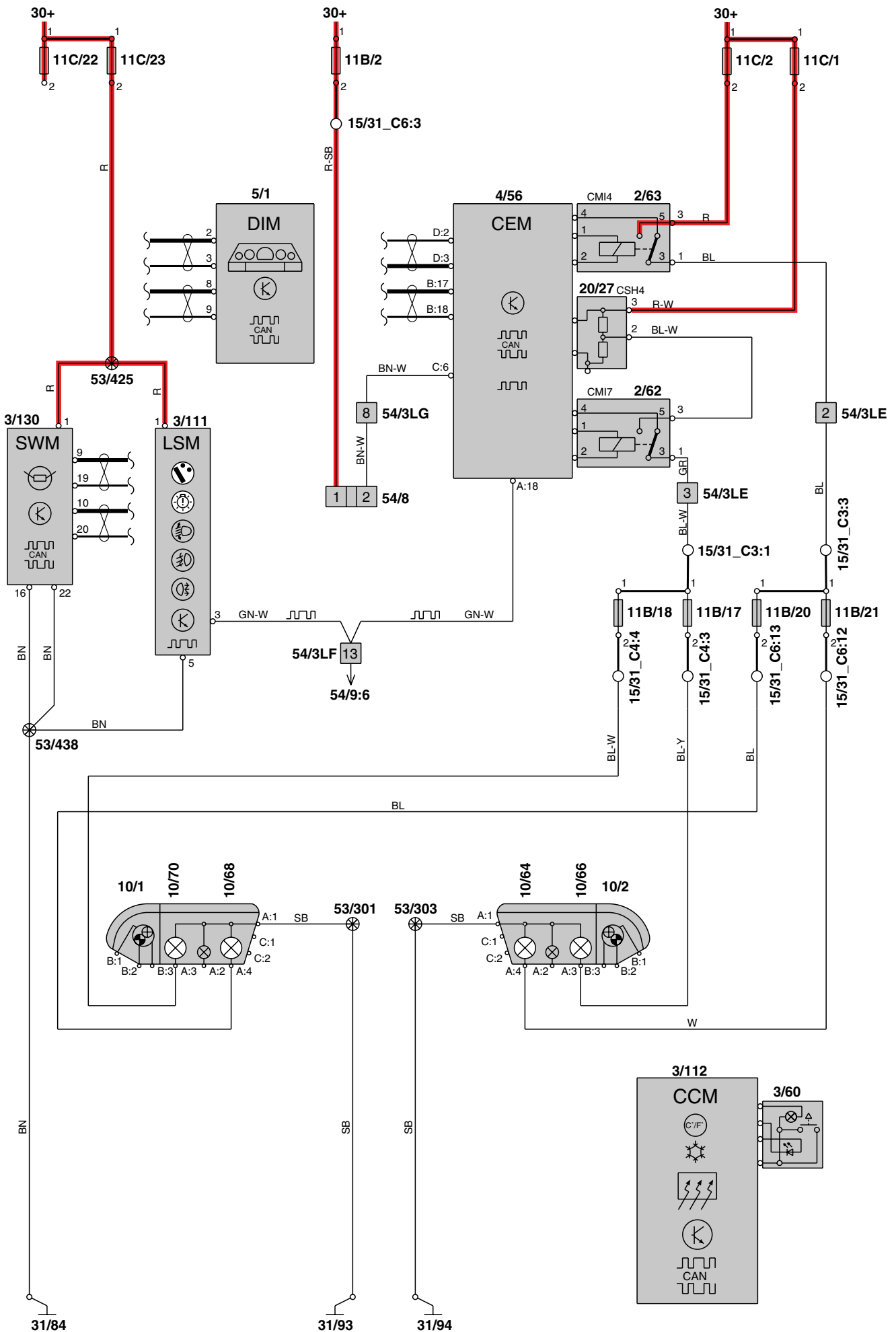


Group 33 Starting system

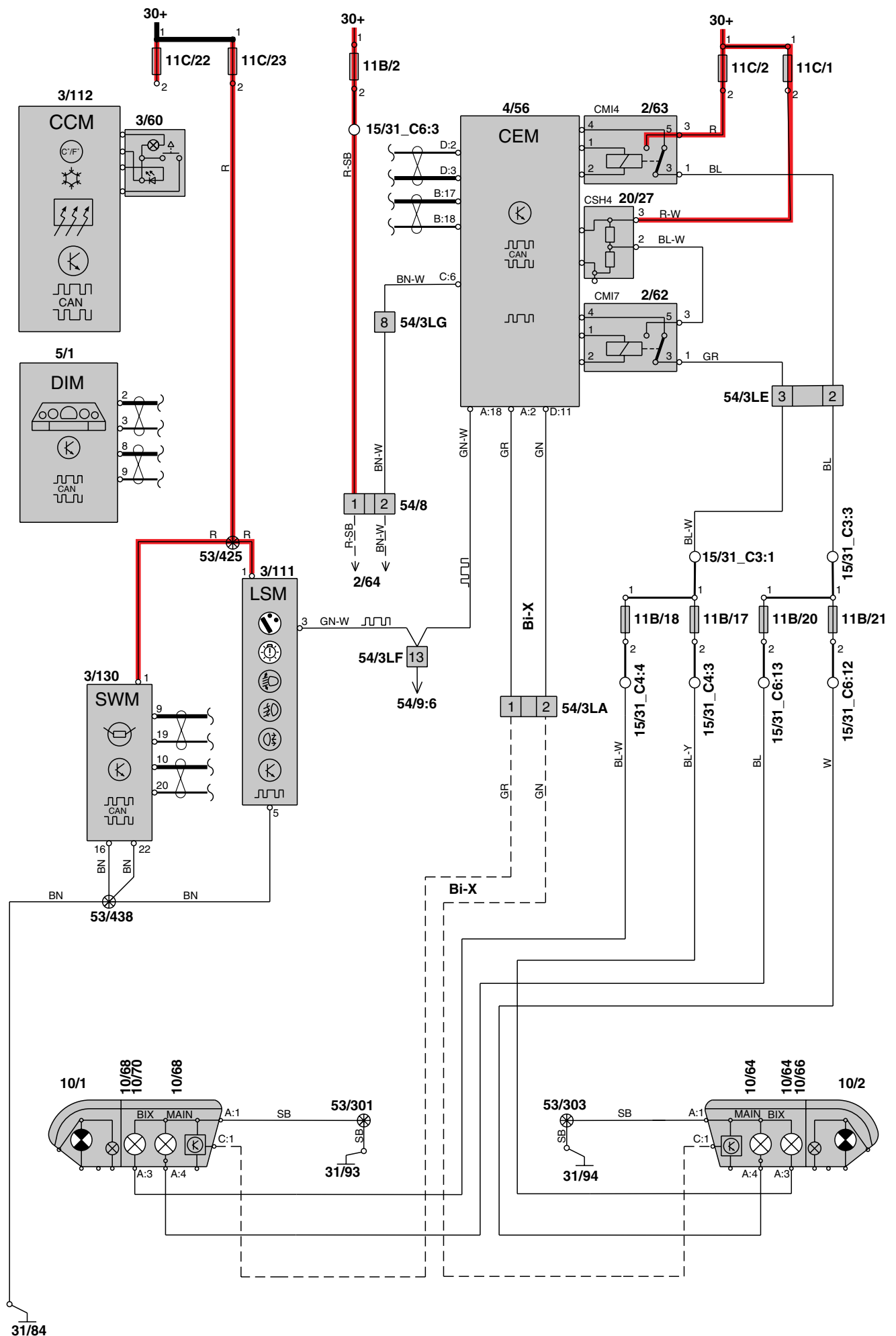


Group 35

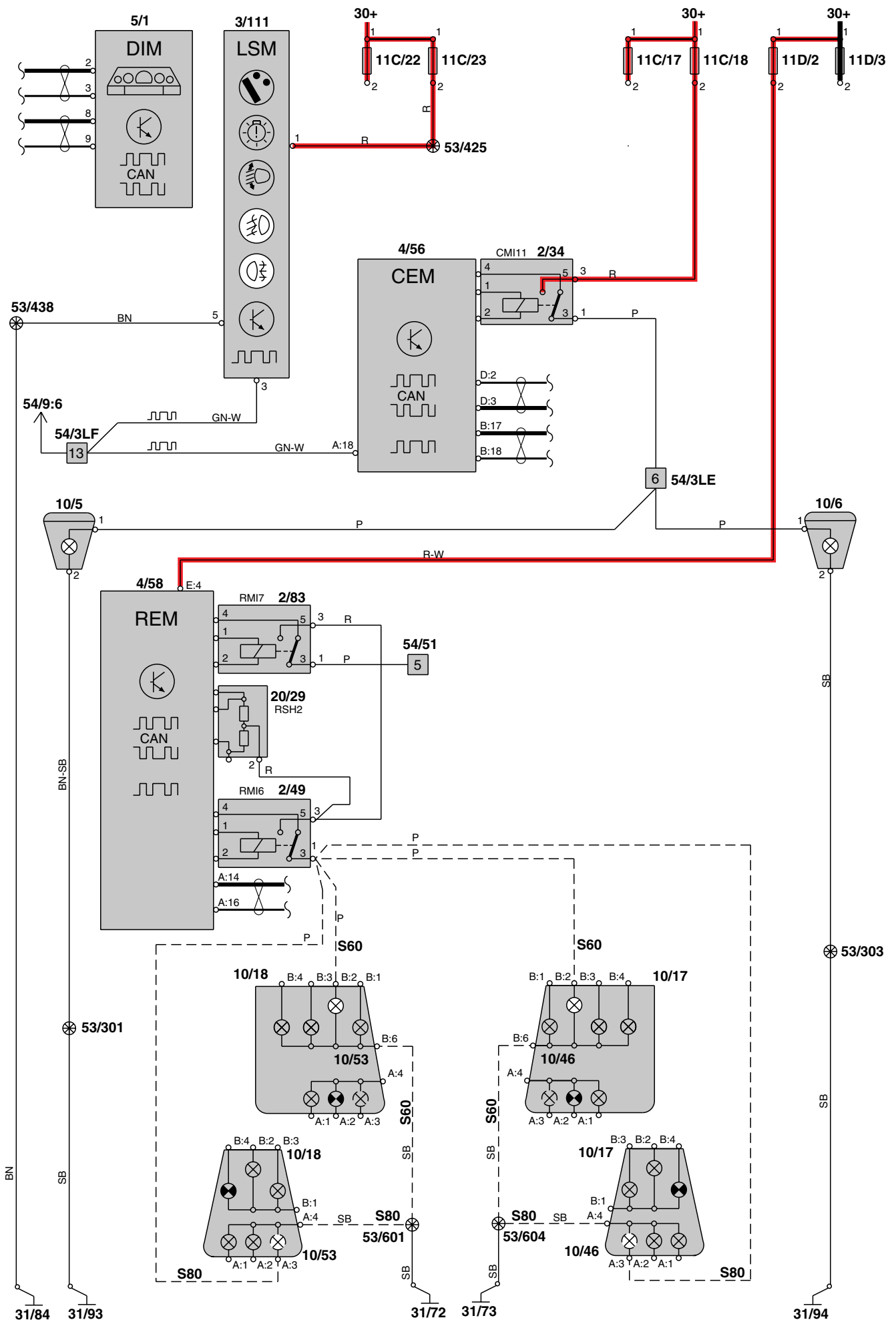
High and low beam, auxiliary light wiring



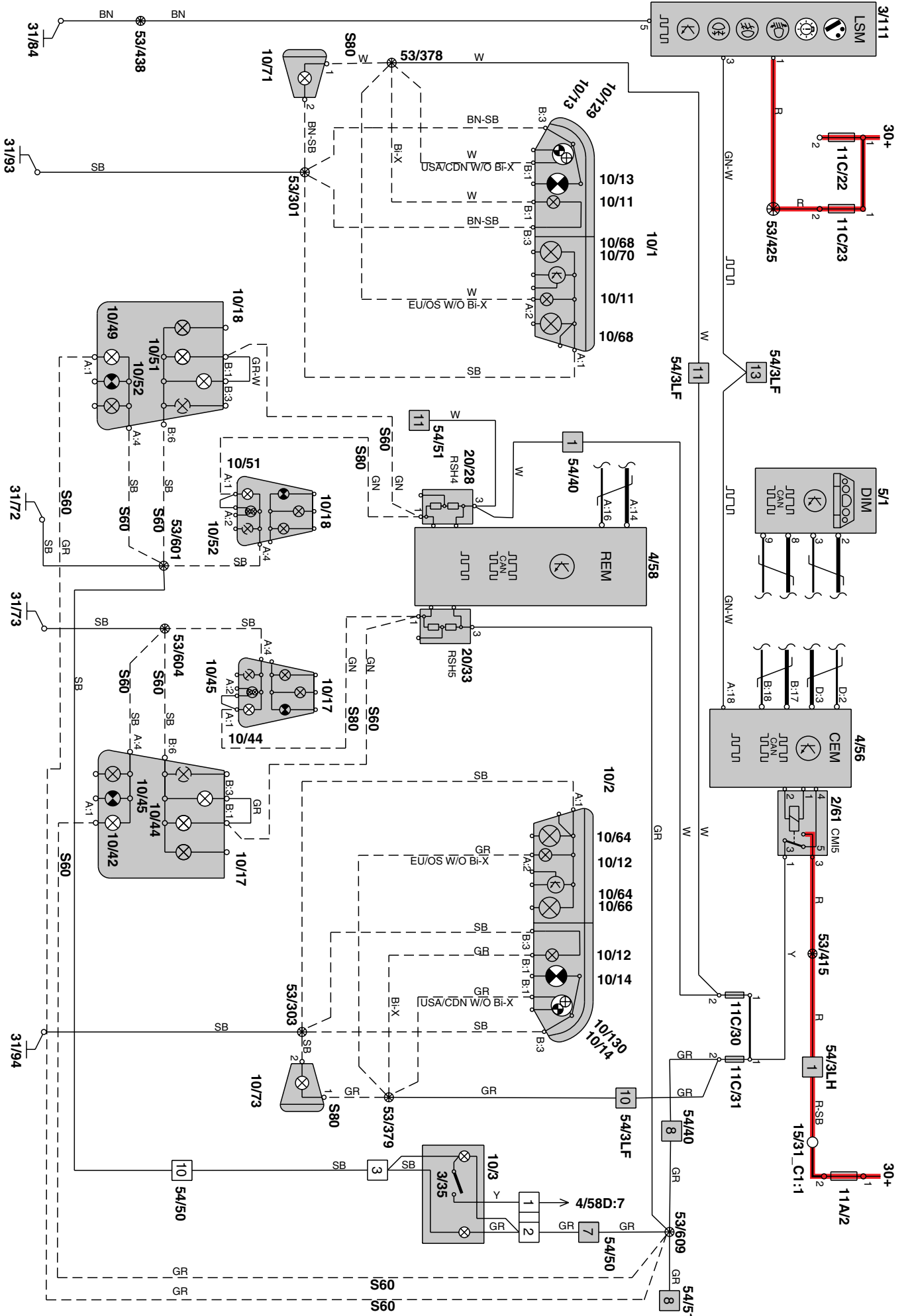
High and low beam, auxiliary light wiring, Bi-Xenon



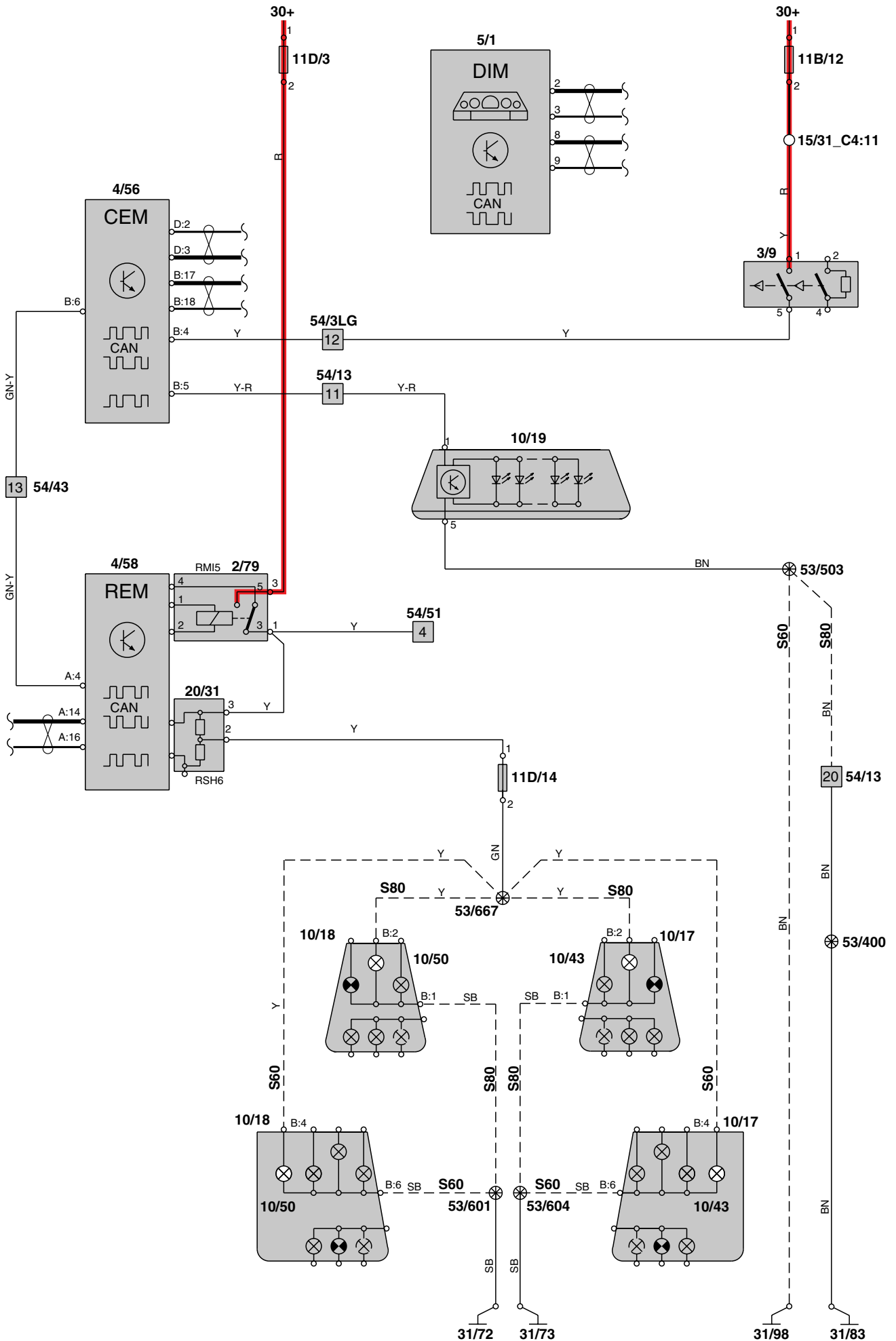
Fog lights



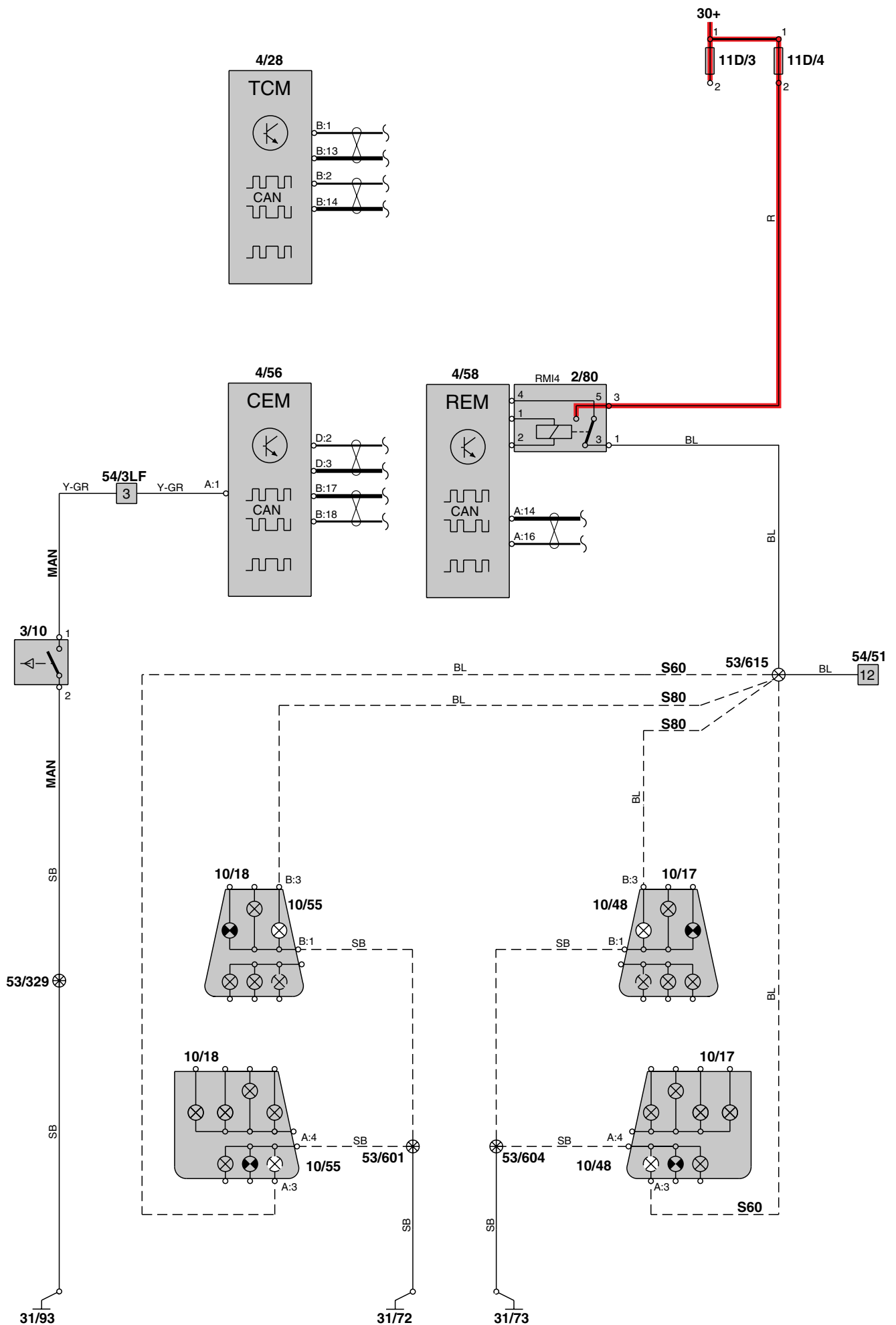
Parking lights, tail lights and license plate lighting



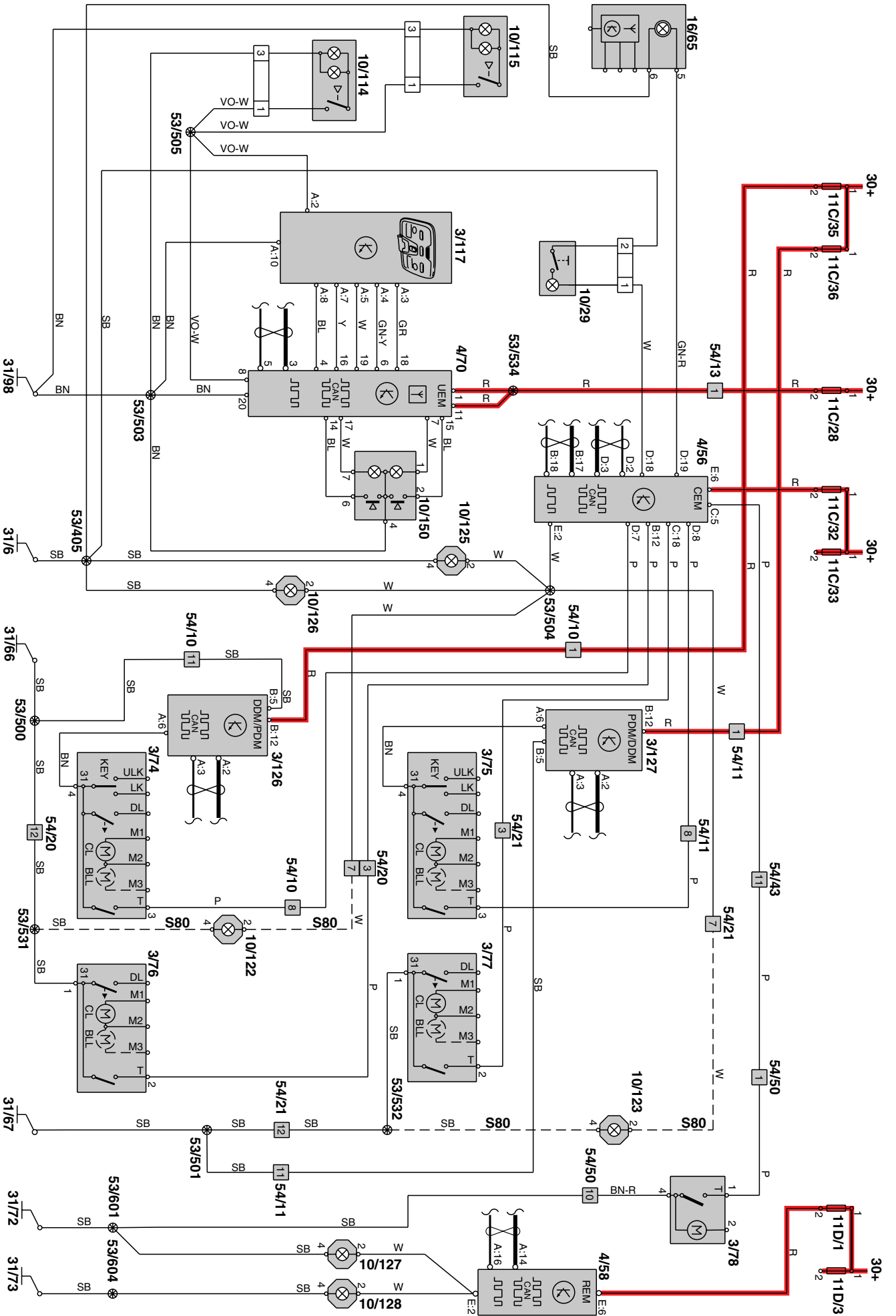
Brake lights



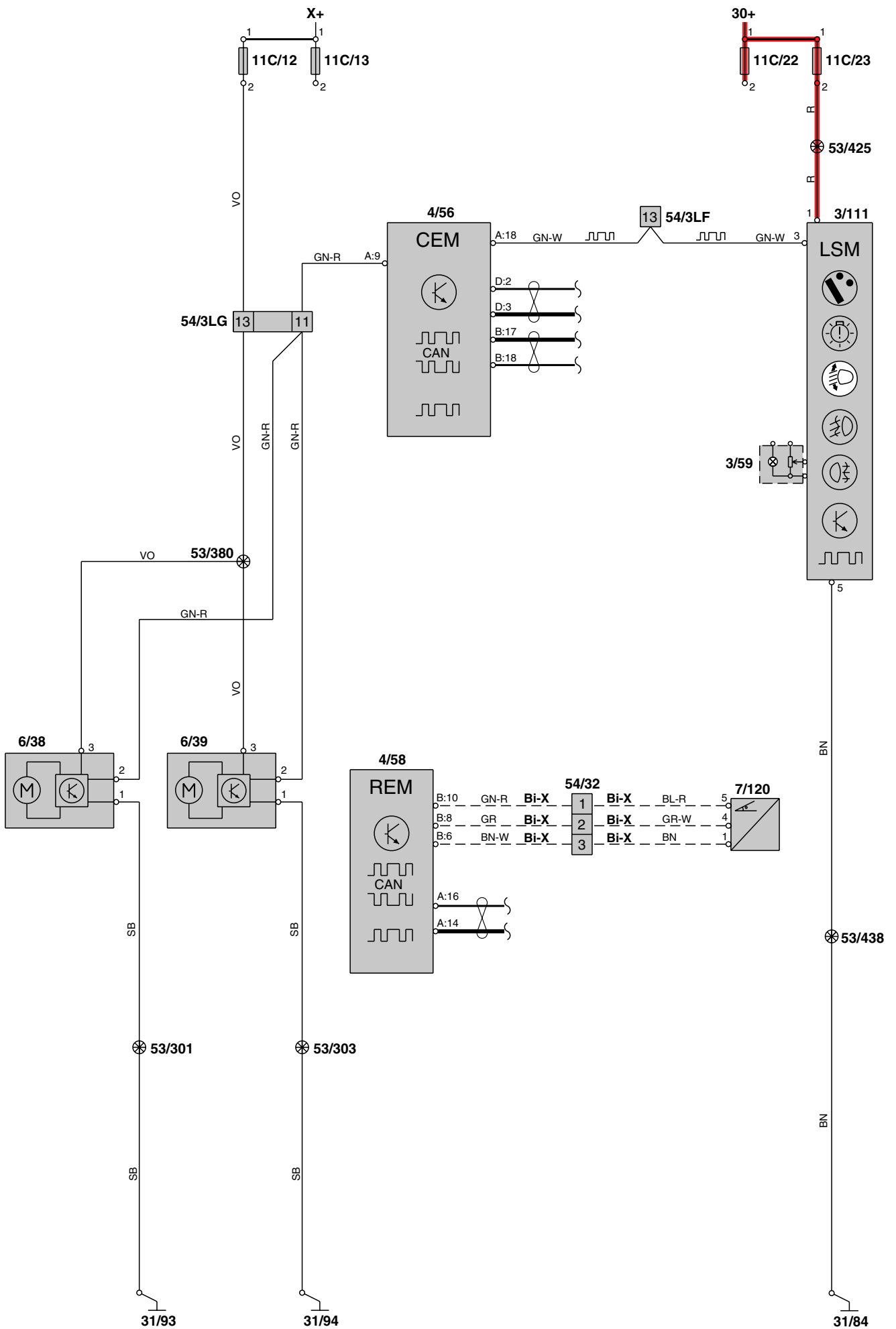
Reversing lights



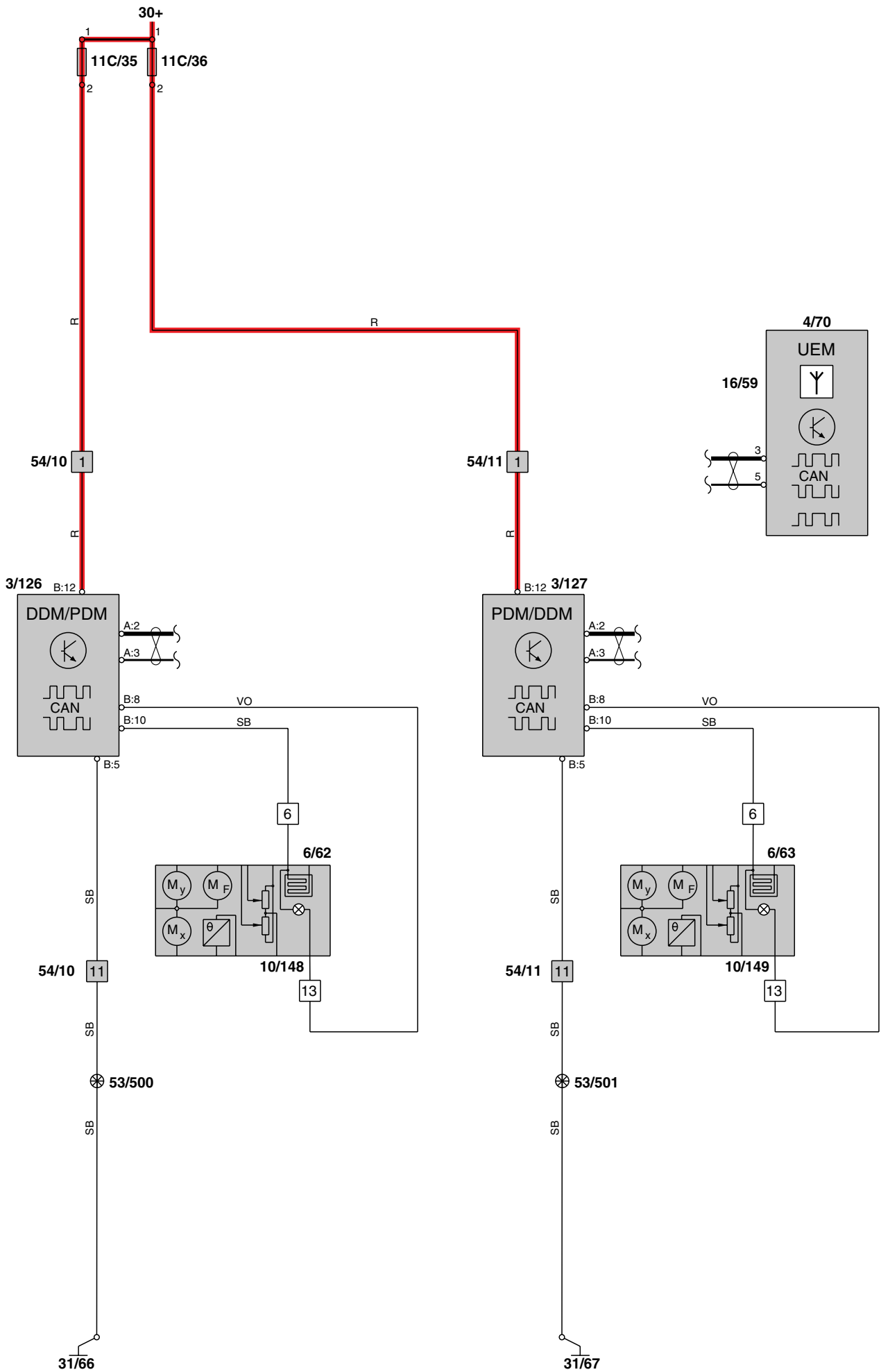
Interior lighting



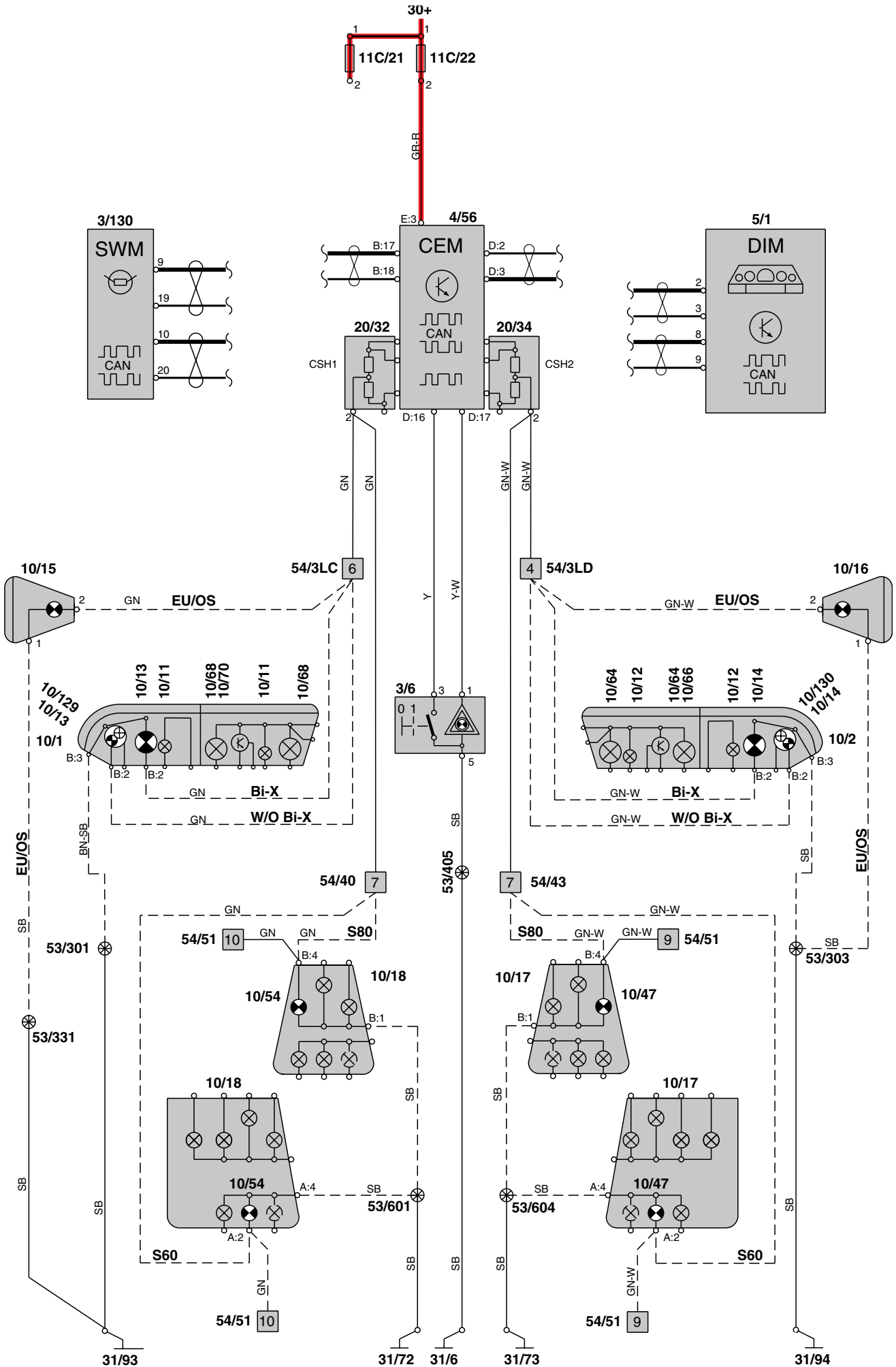
Beam length adjustment



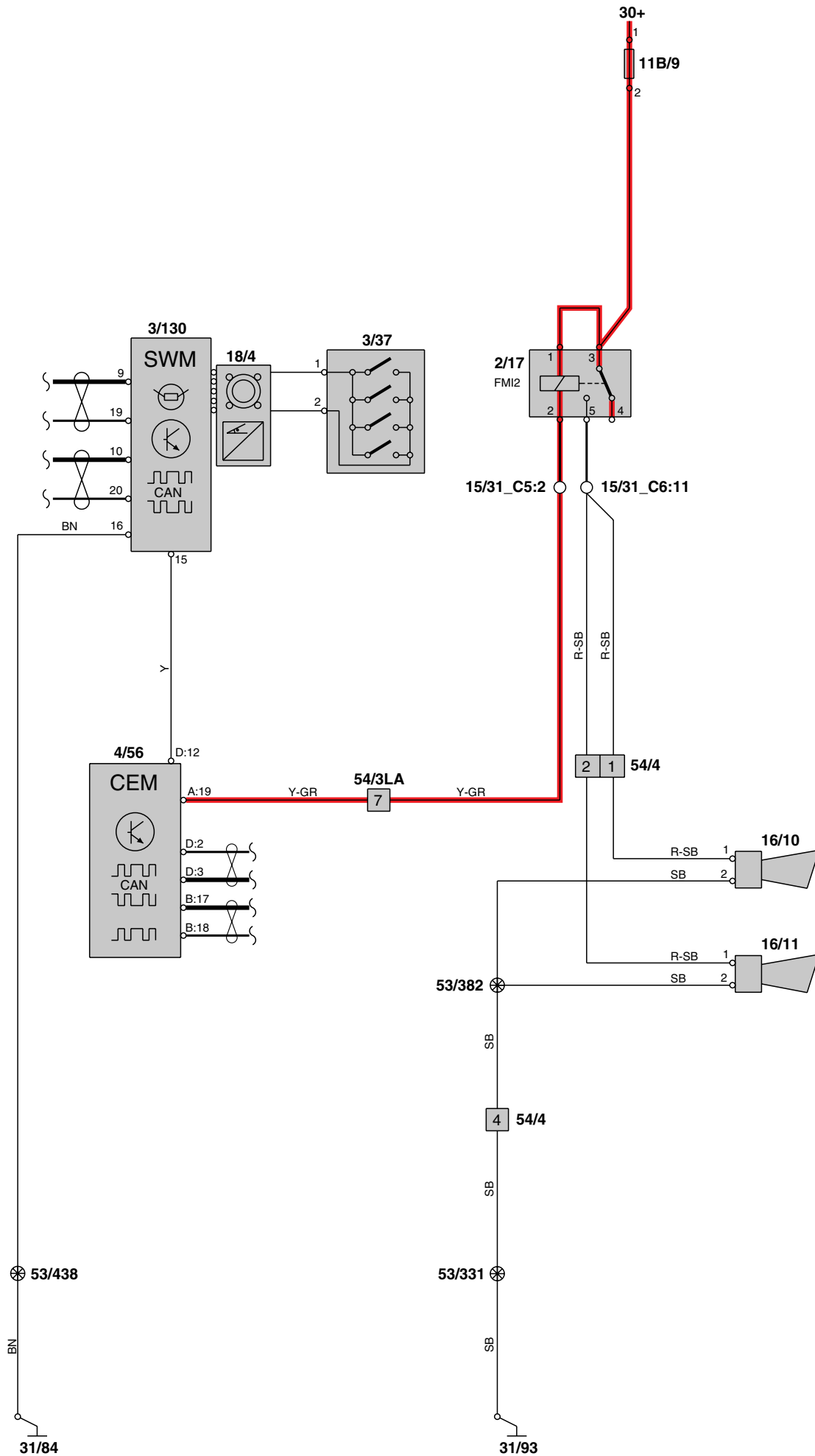
Safety lighting



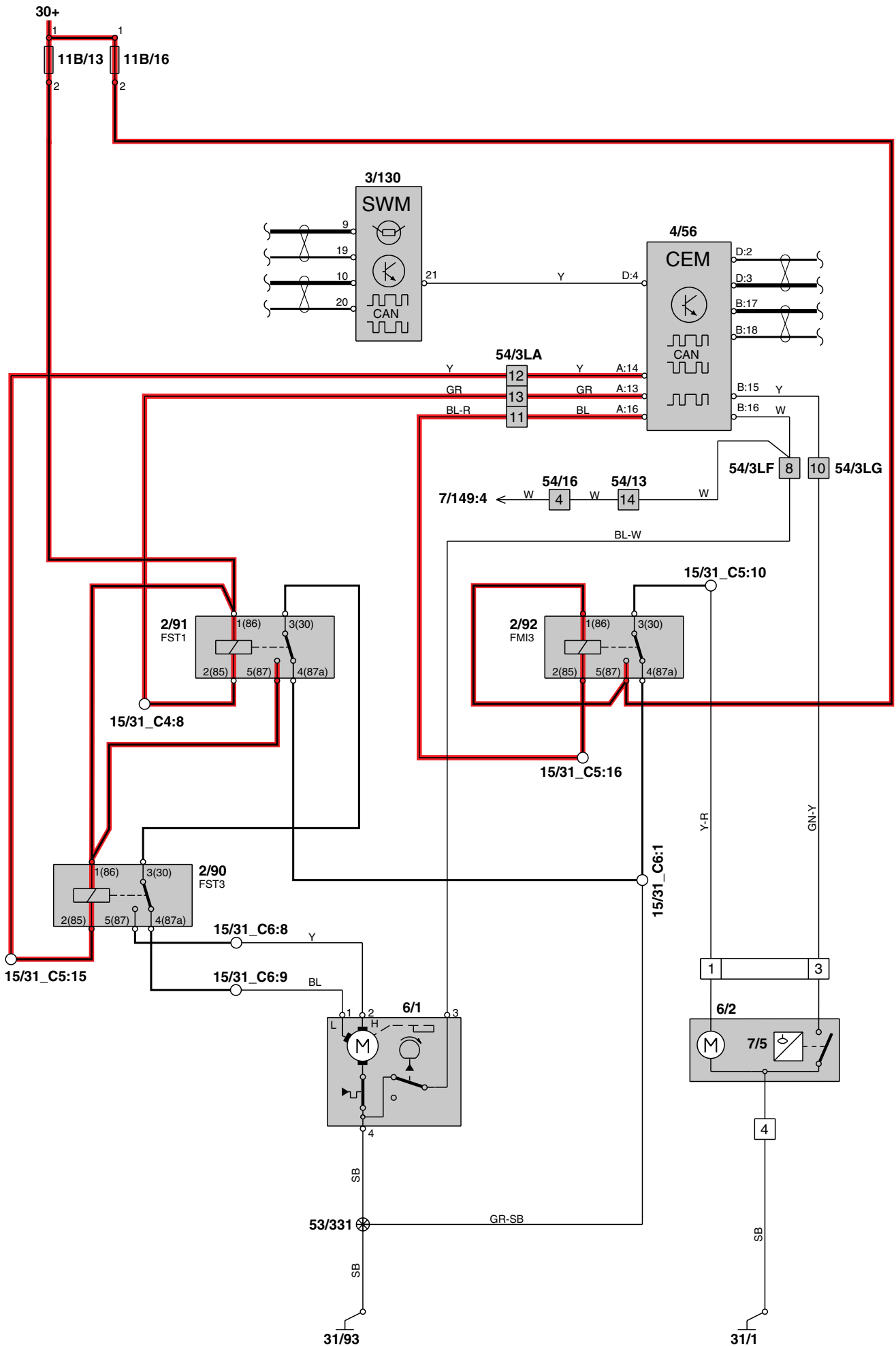
Group 36 Indicators and warning lights



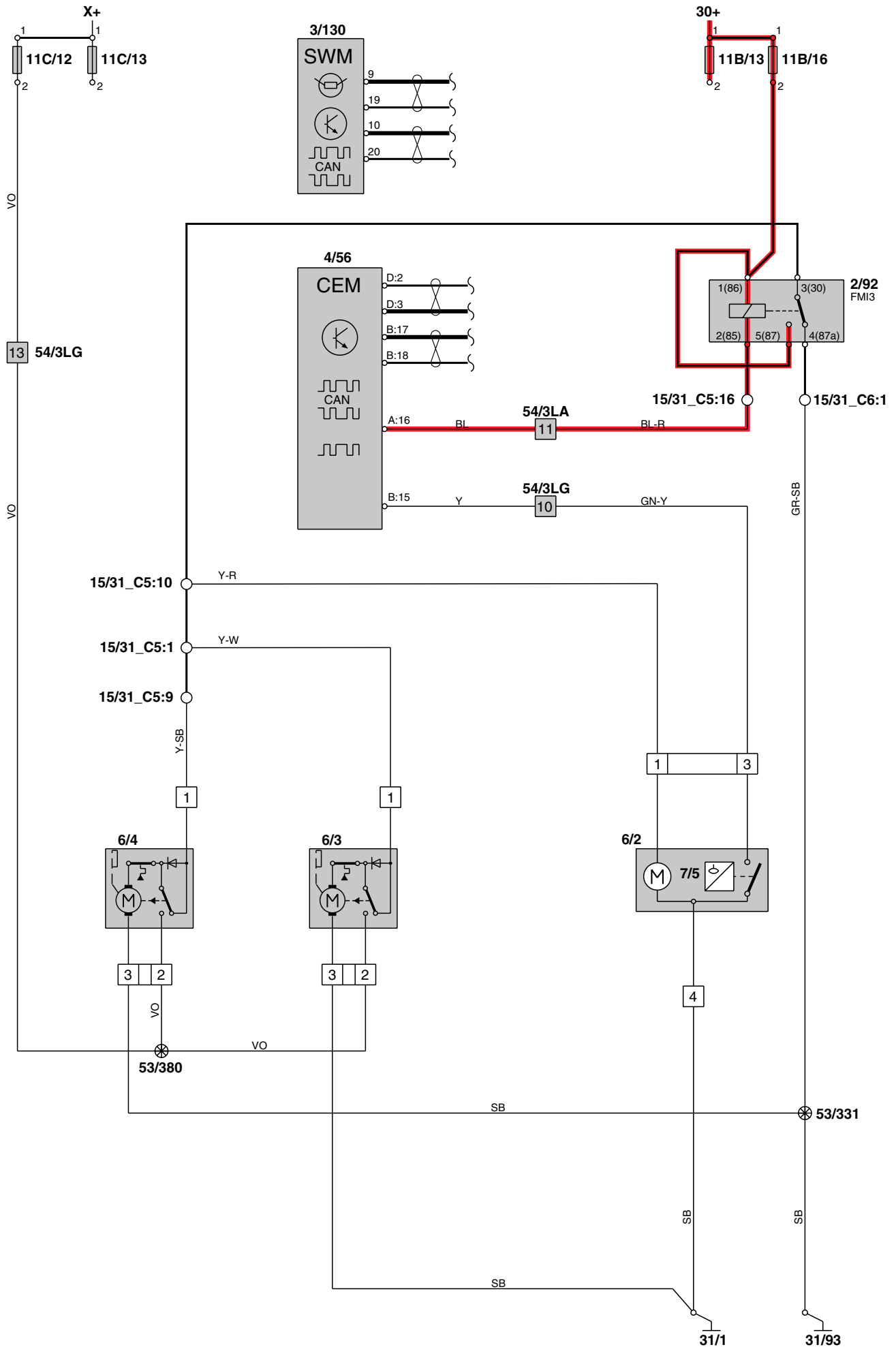
Horn



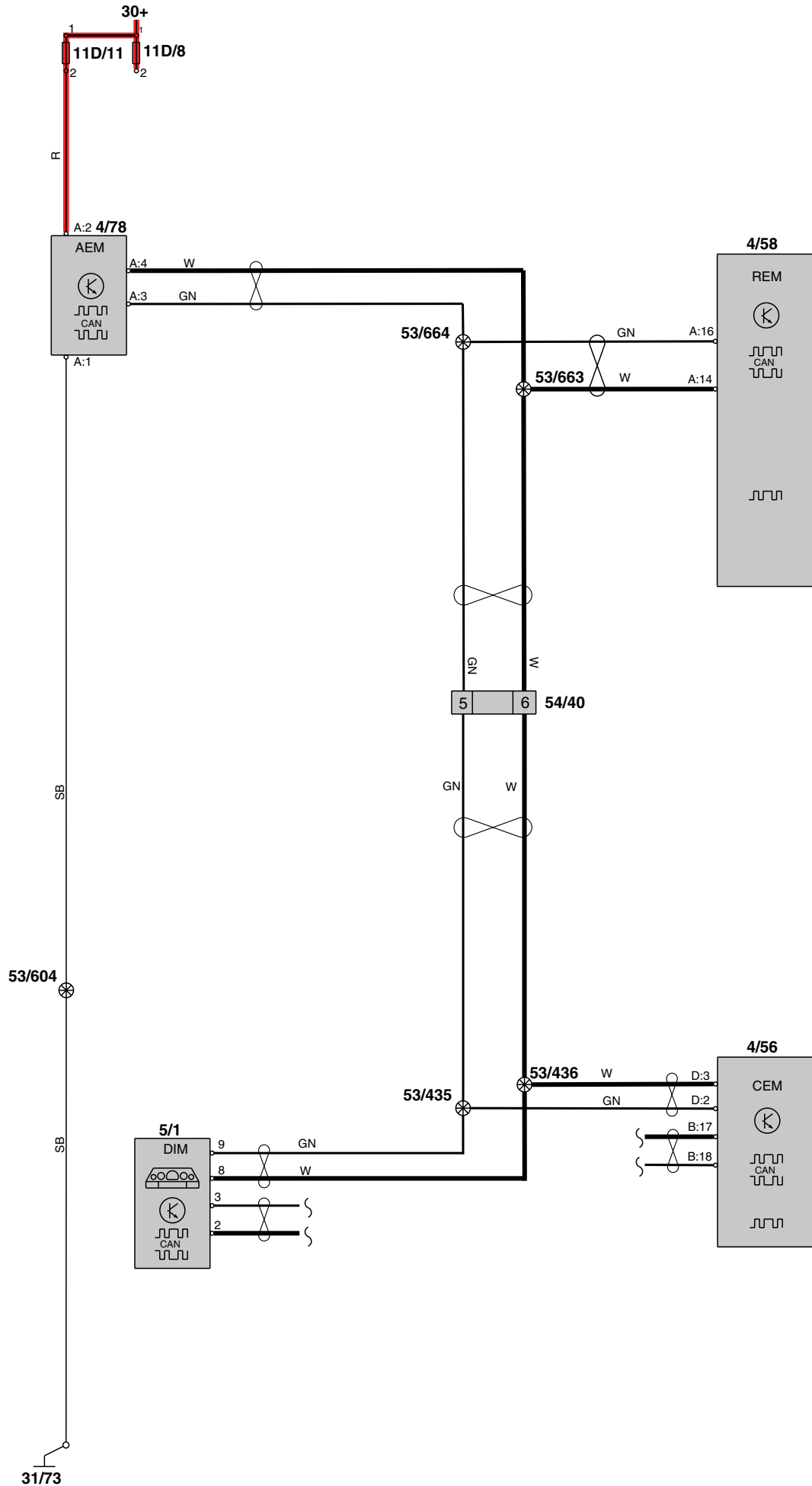
Wiper/washer, windshield



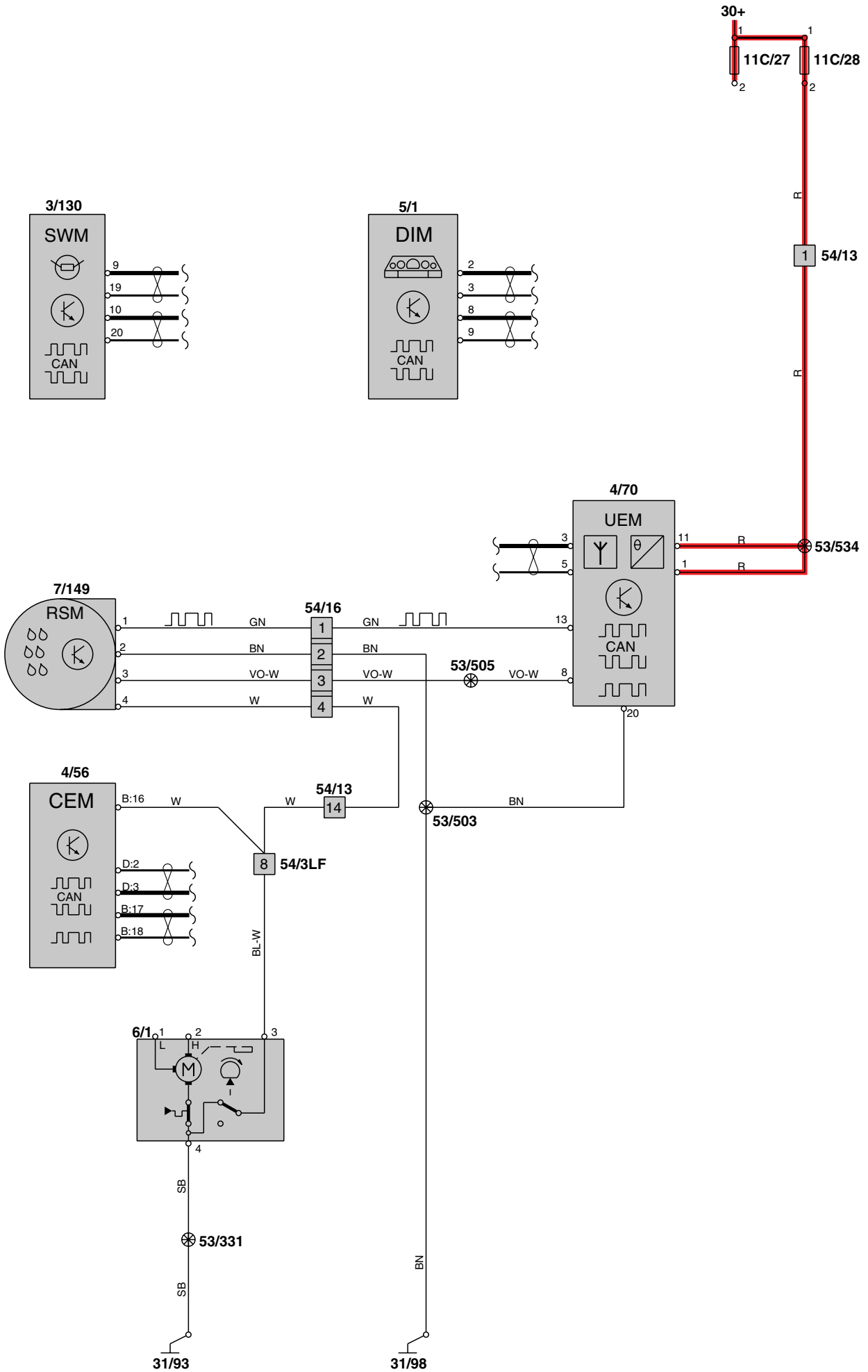
Wiper/washer, headlights



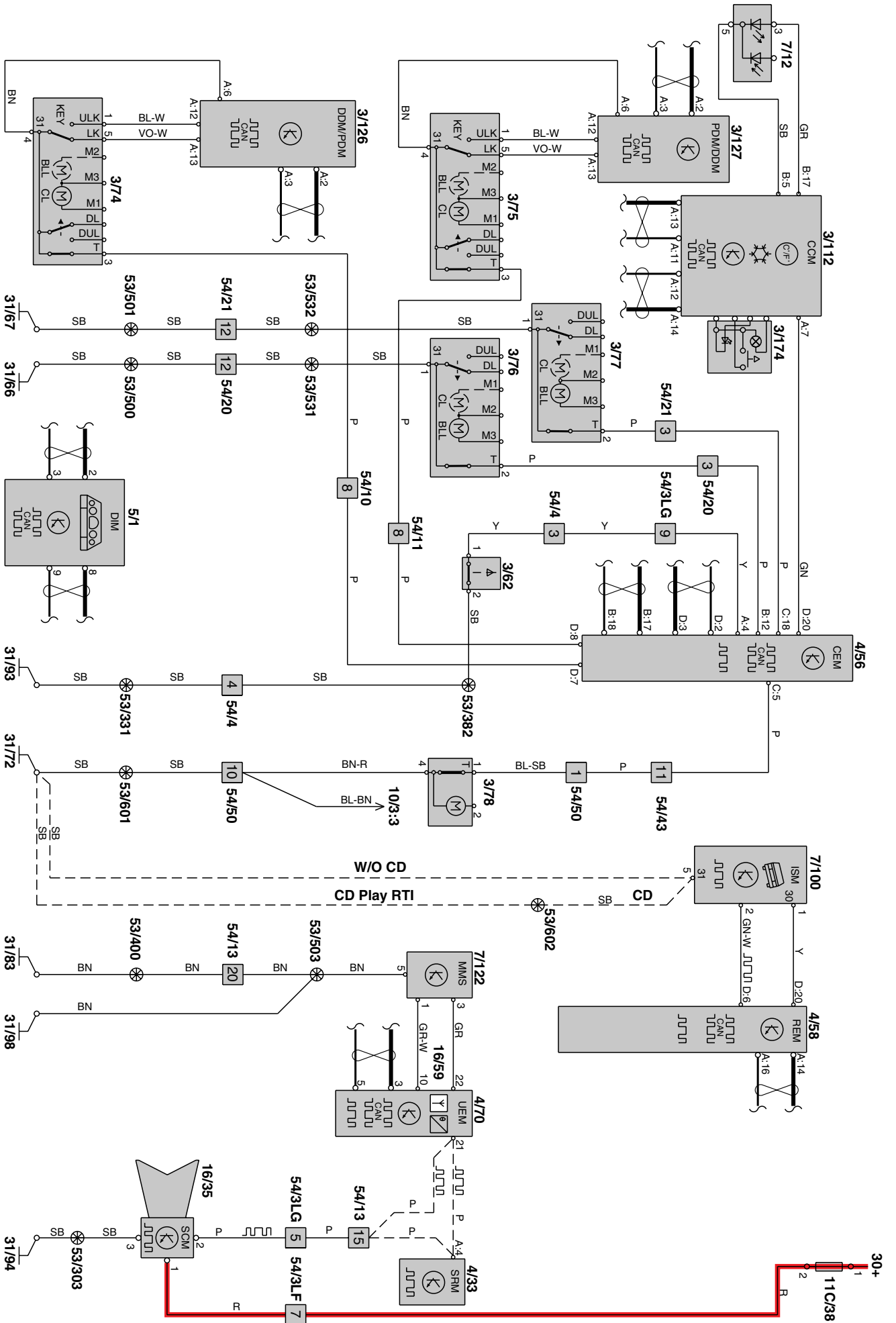
Accessory Electronic Module (AEM)



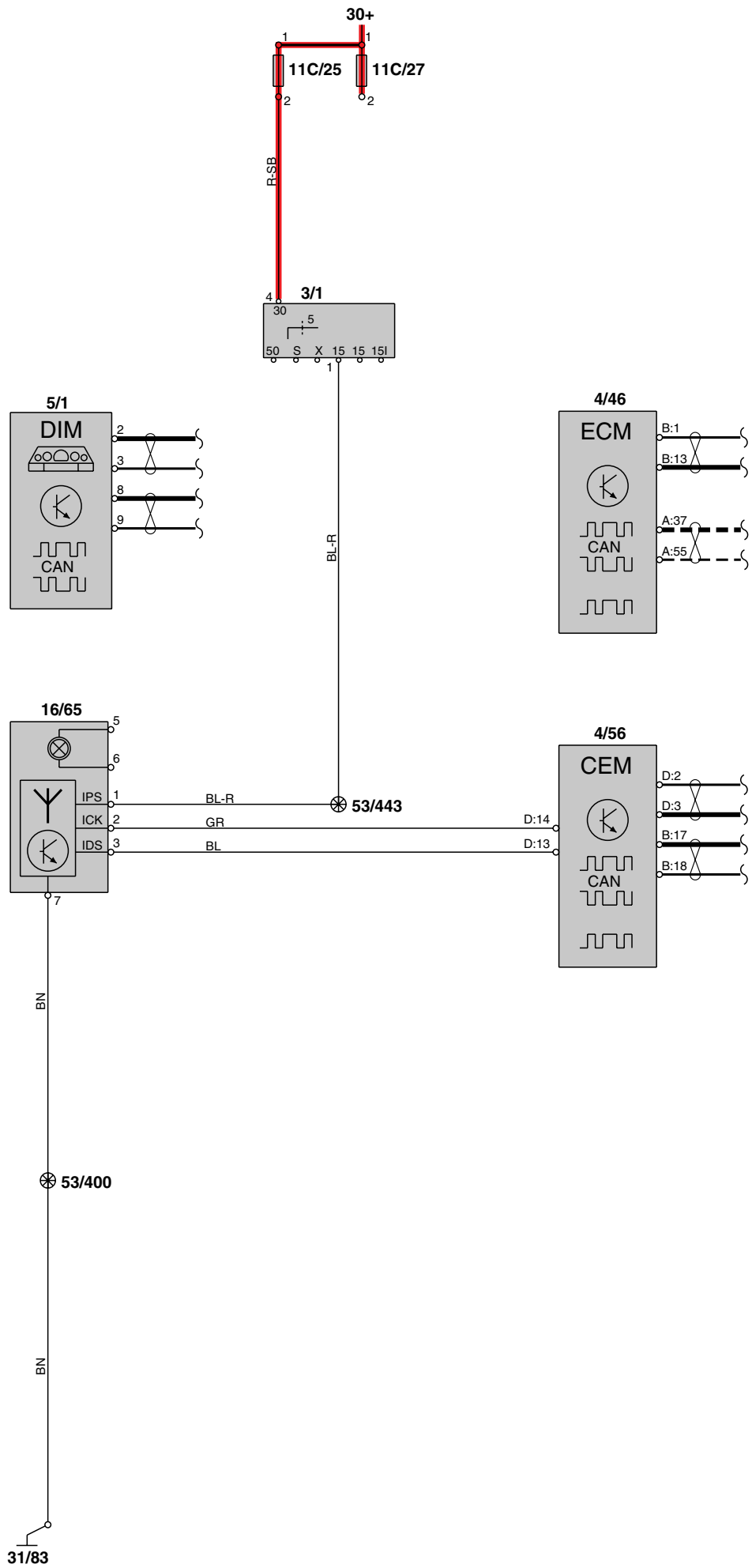
Rain sensor



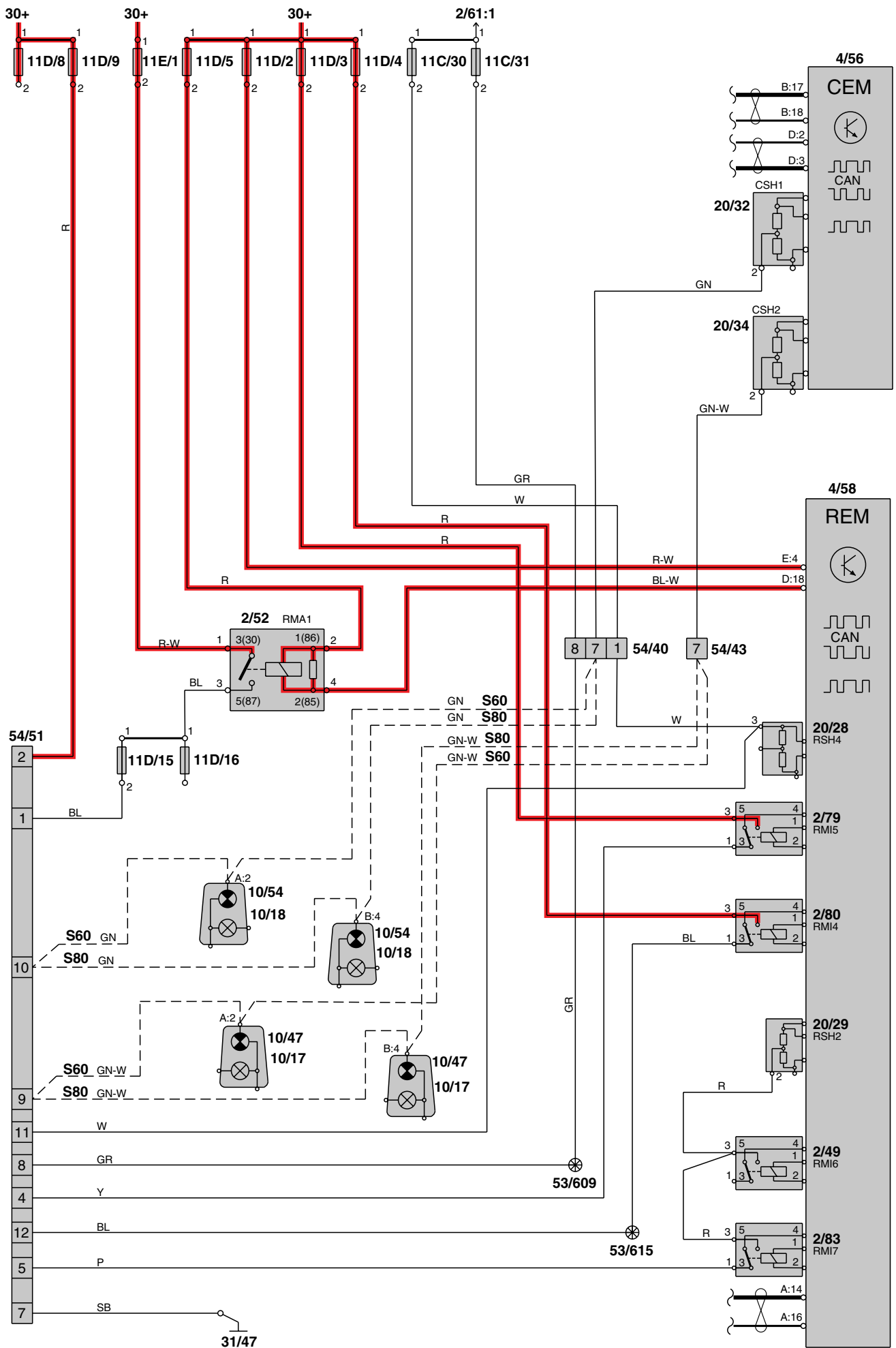
Anti-theft alarm



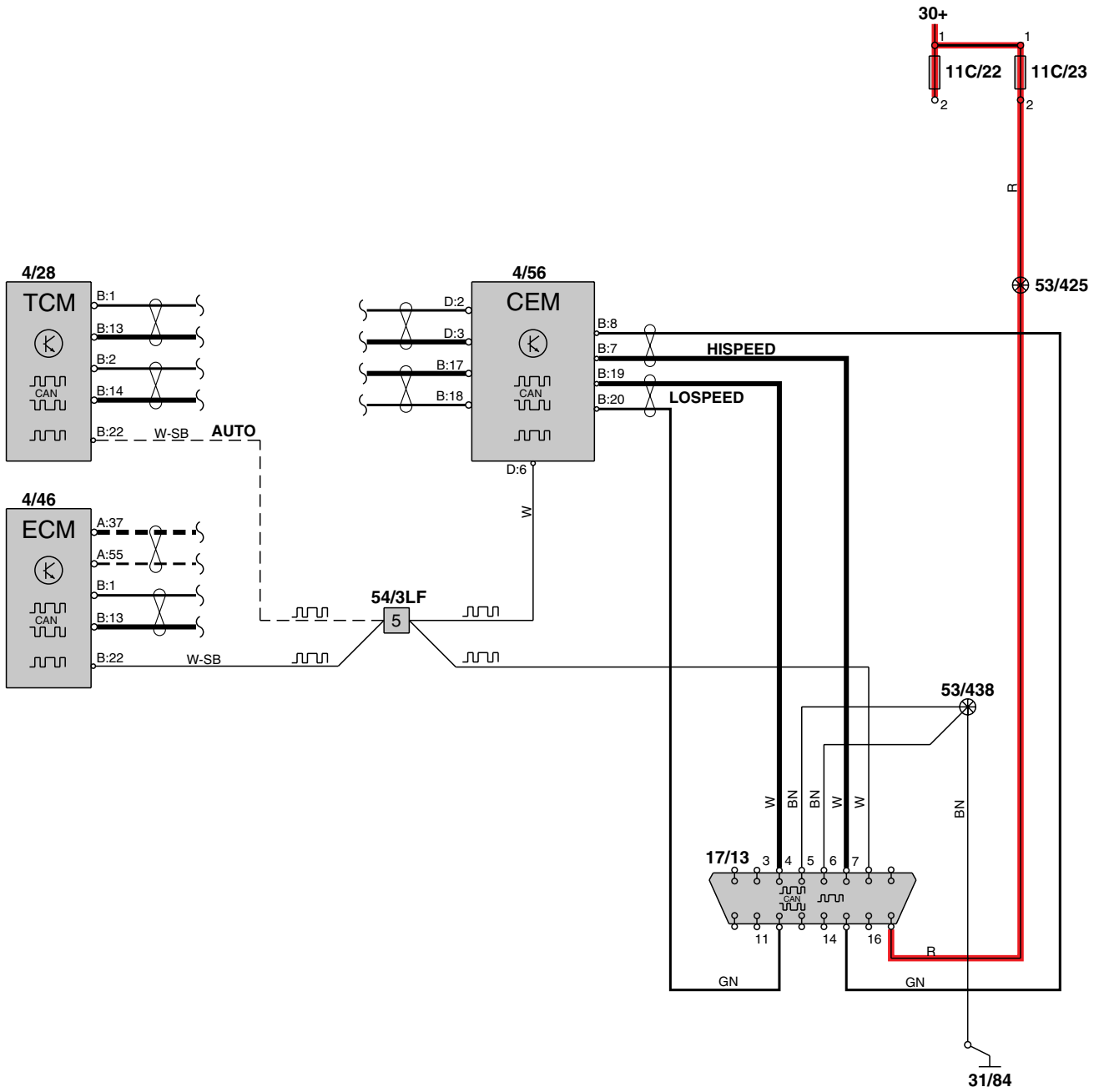
Electronic immobilizer



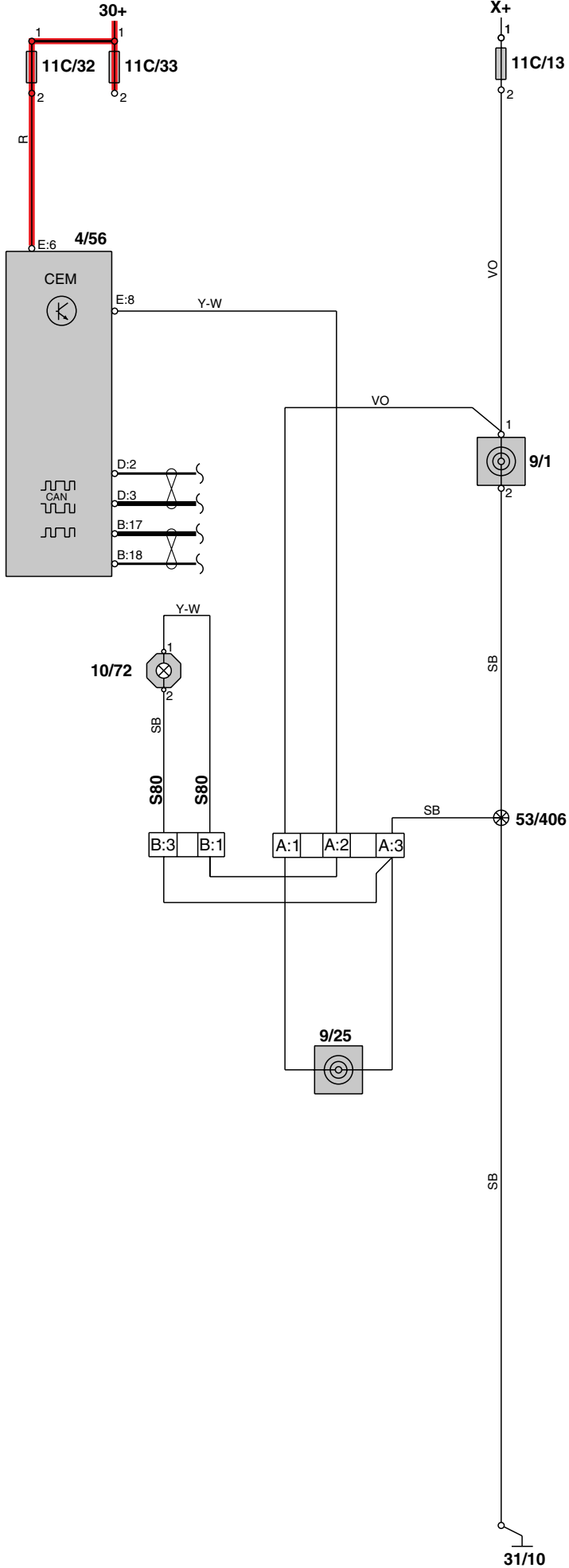
Group 37 Towing bracket wiring



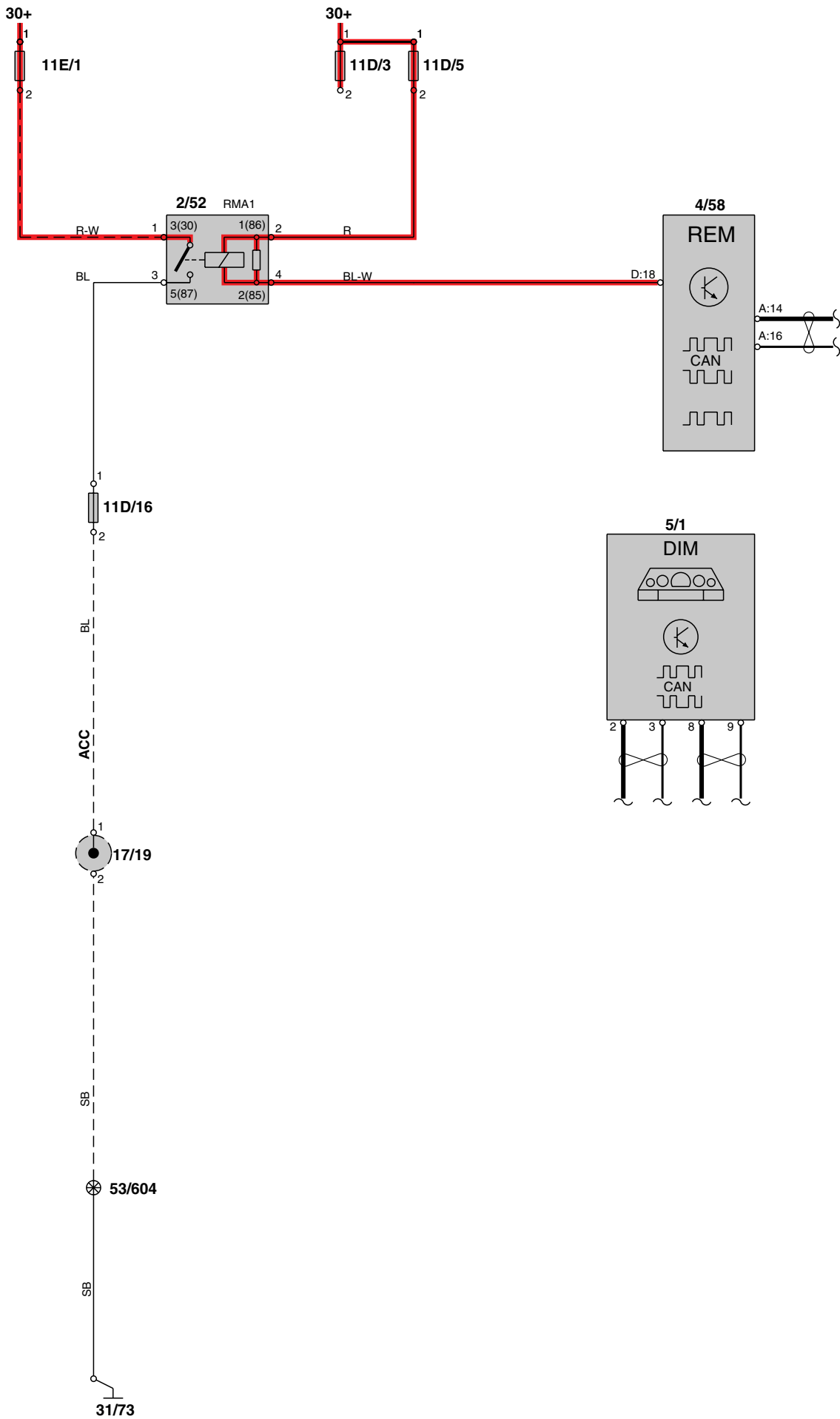
Diagnostics system



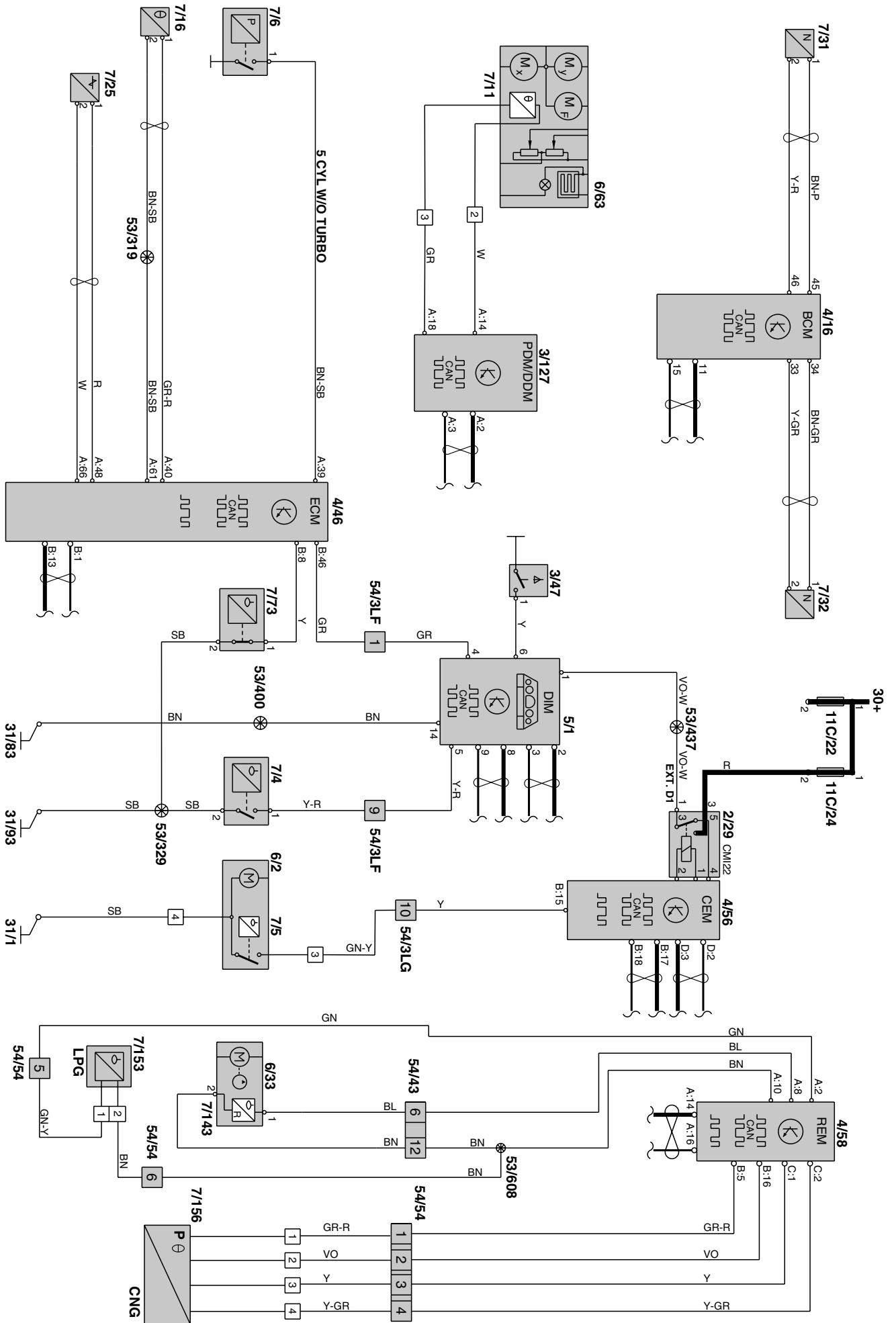
12V outlet



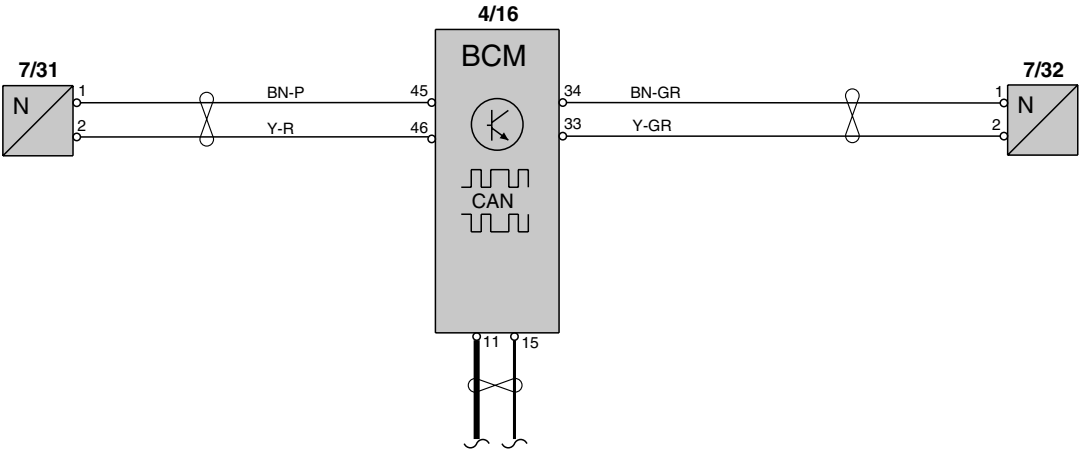
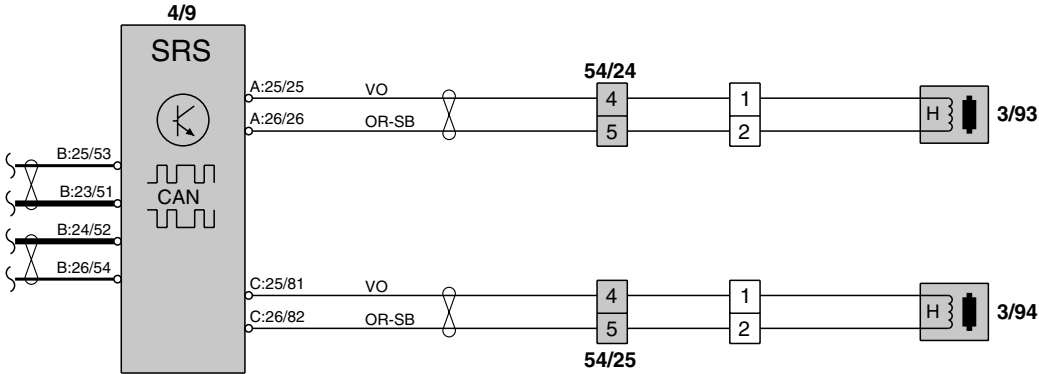
12V cargo compartment outlet



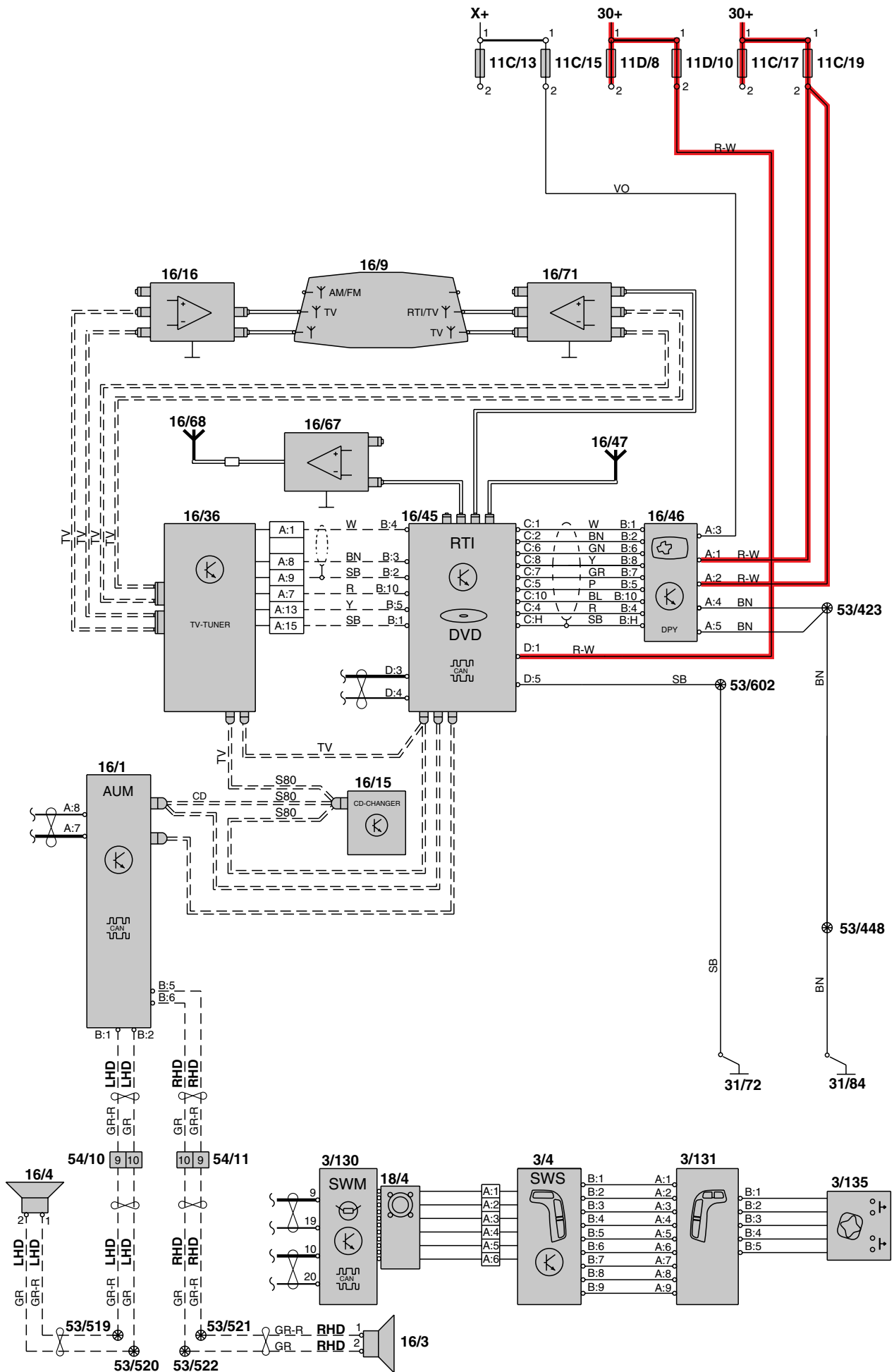
Driver information module, Bi-Fuel

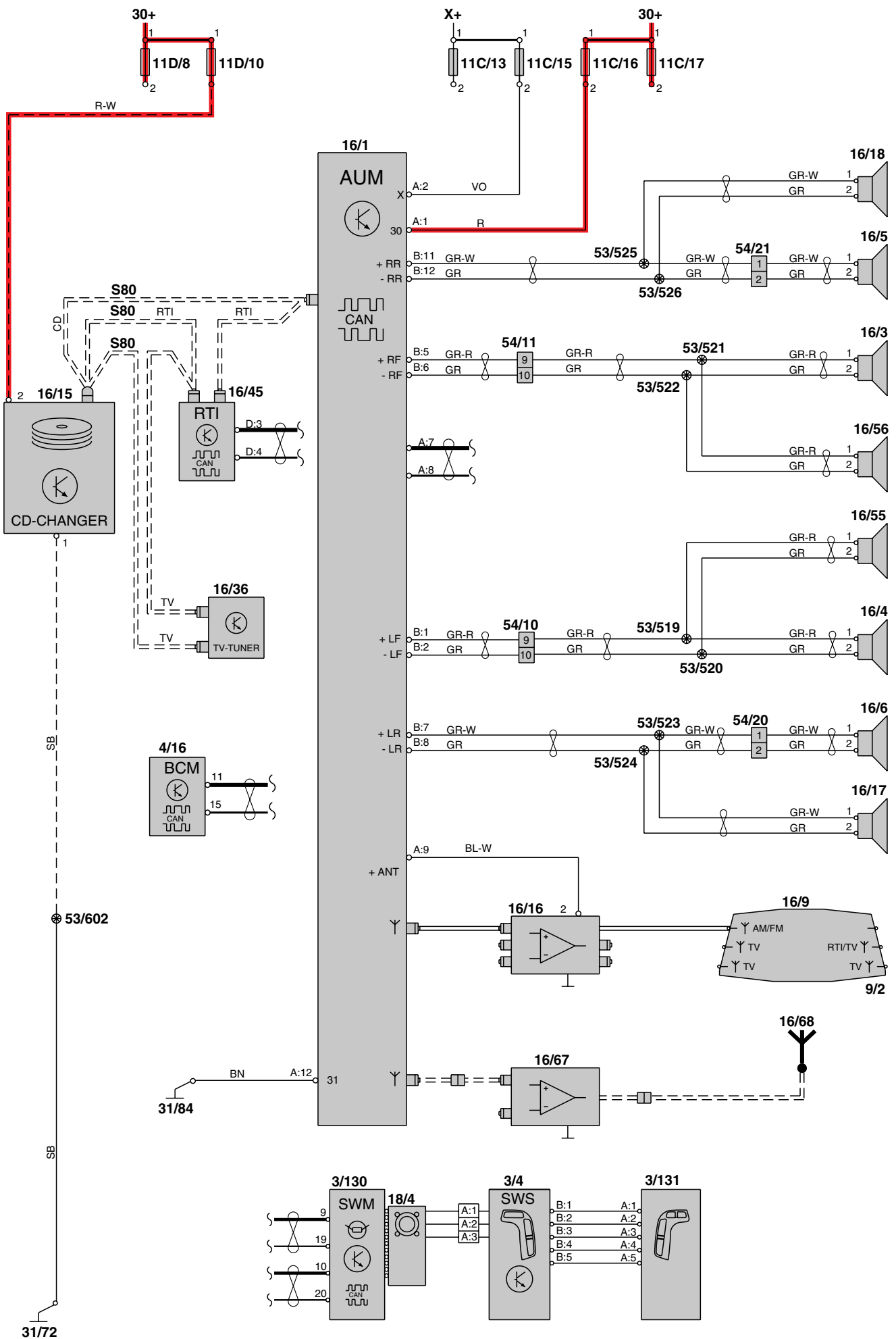


Seat belt reminder

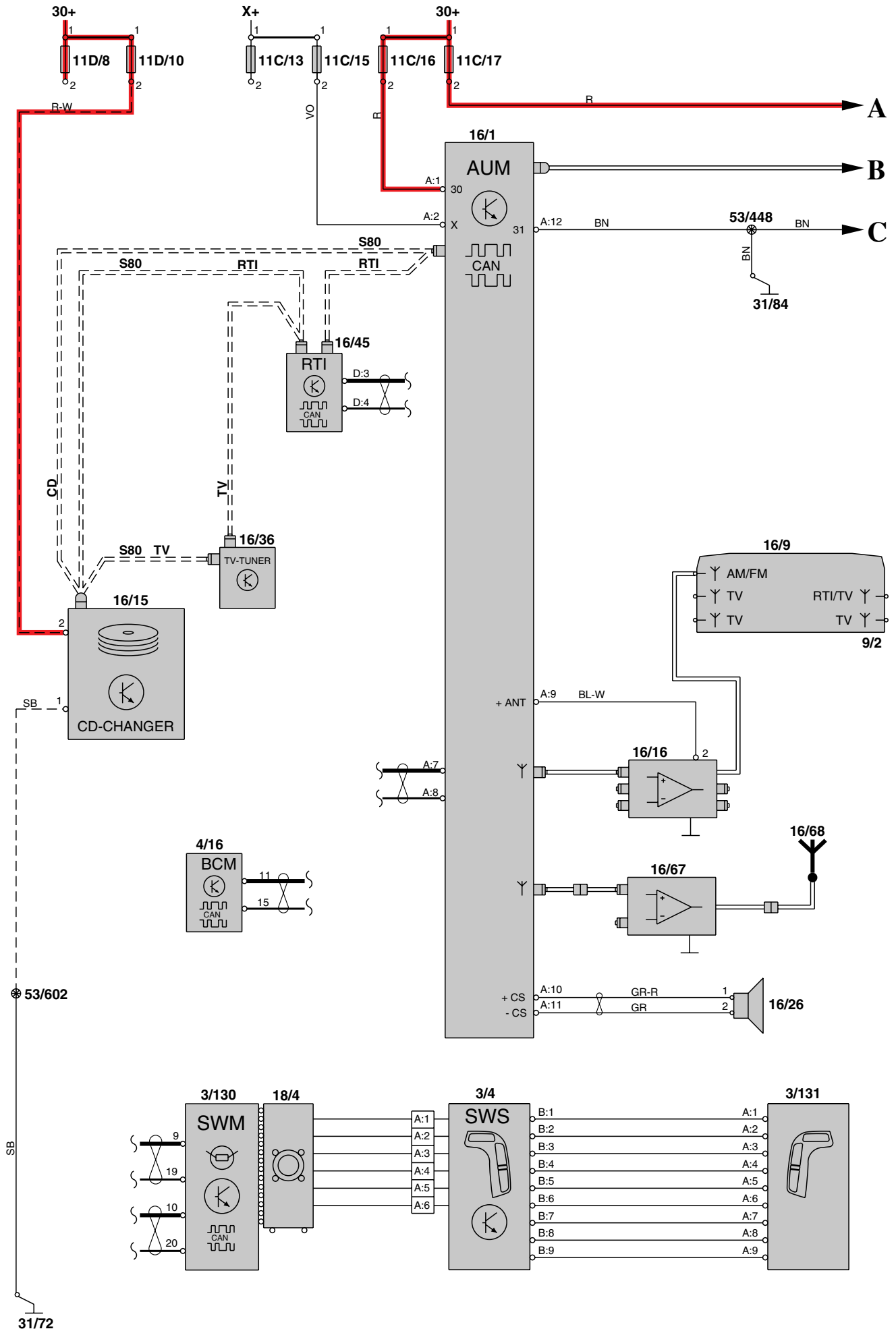


Group 39 Road Traffic Information RTI

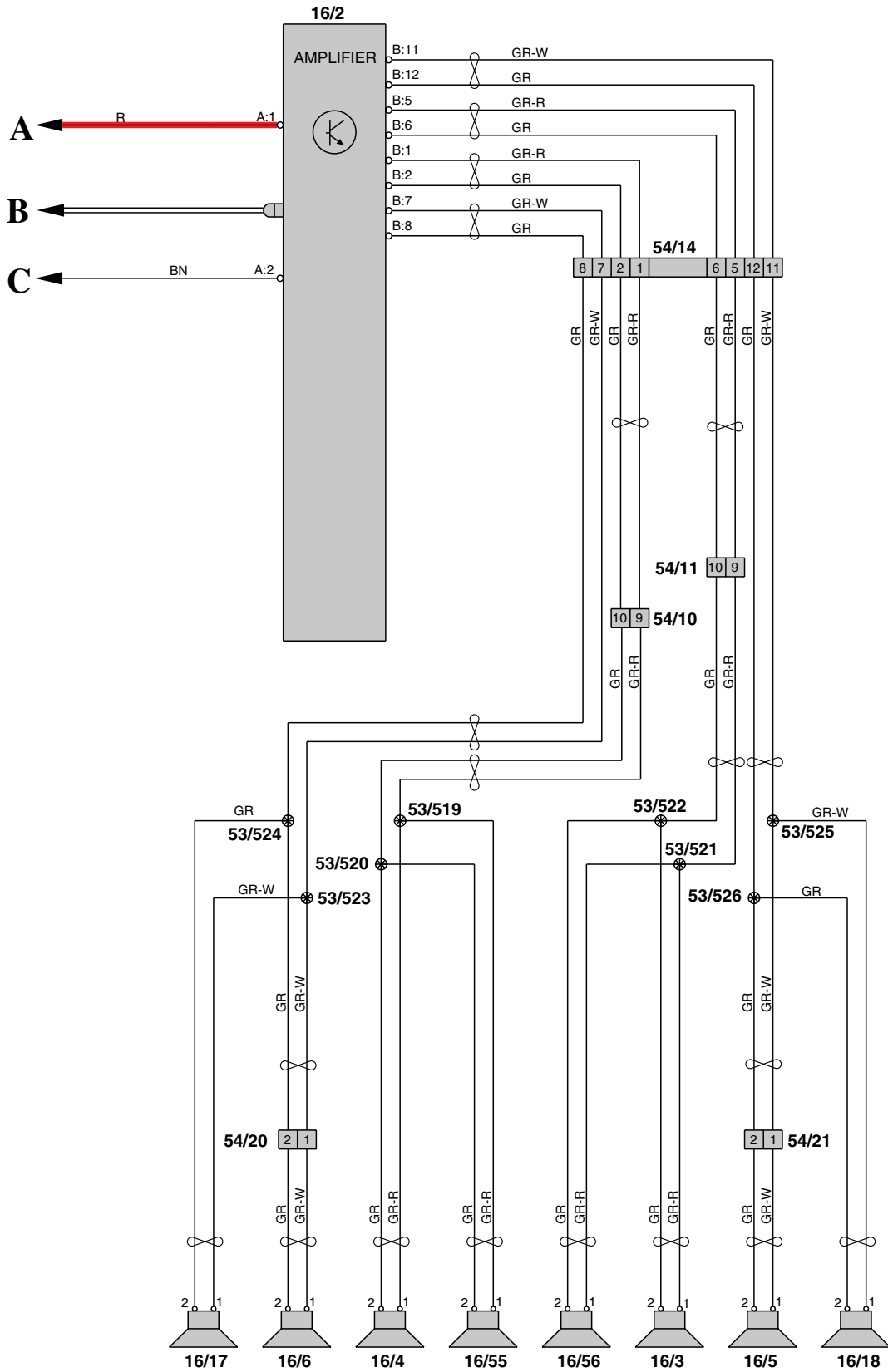




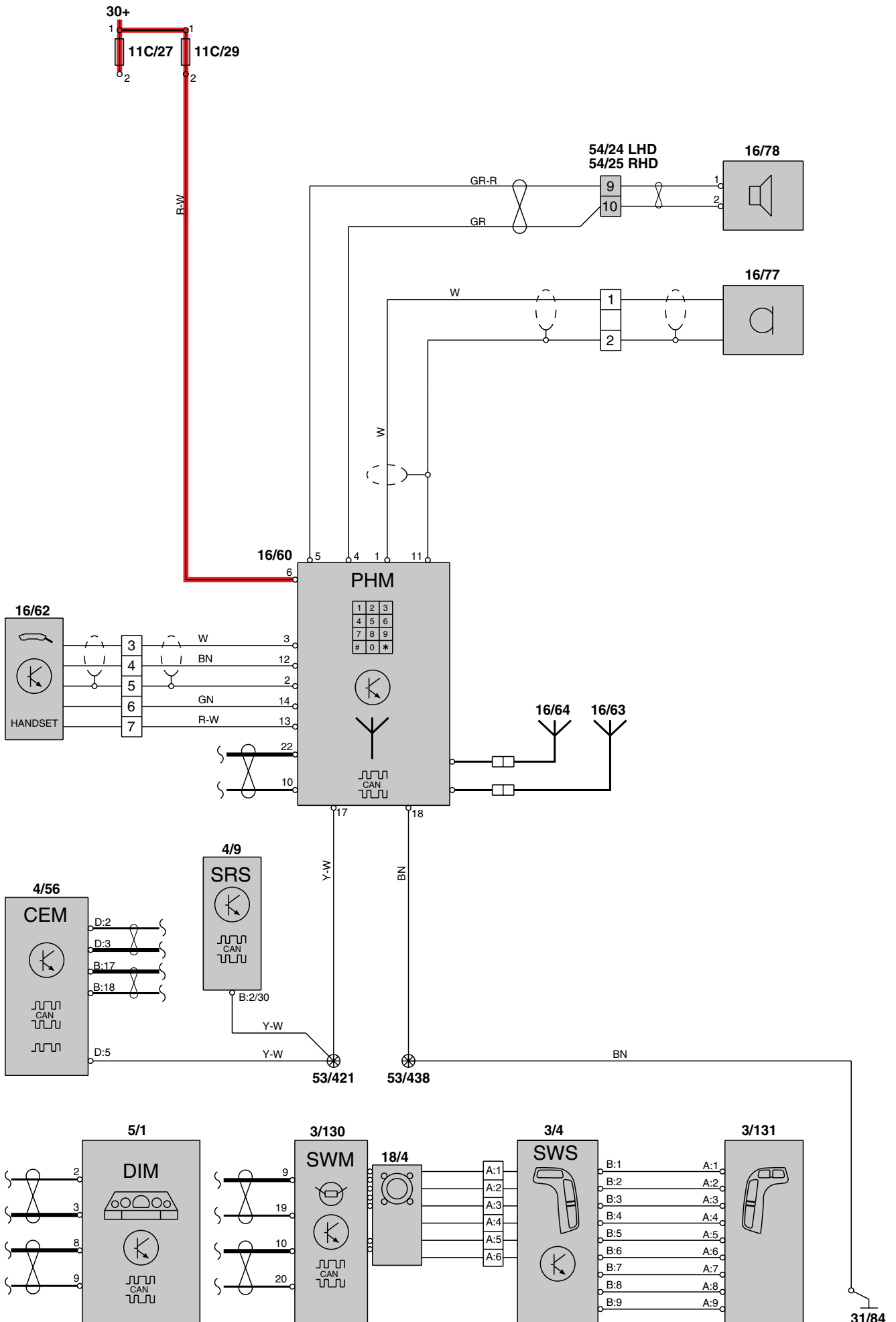
Audio with auxiliary amplifier



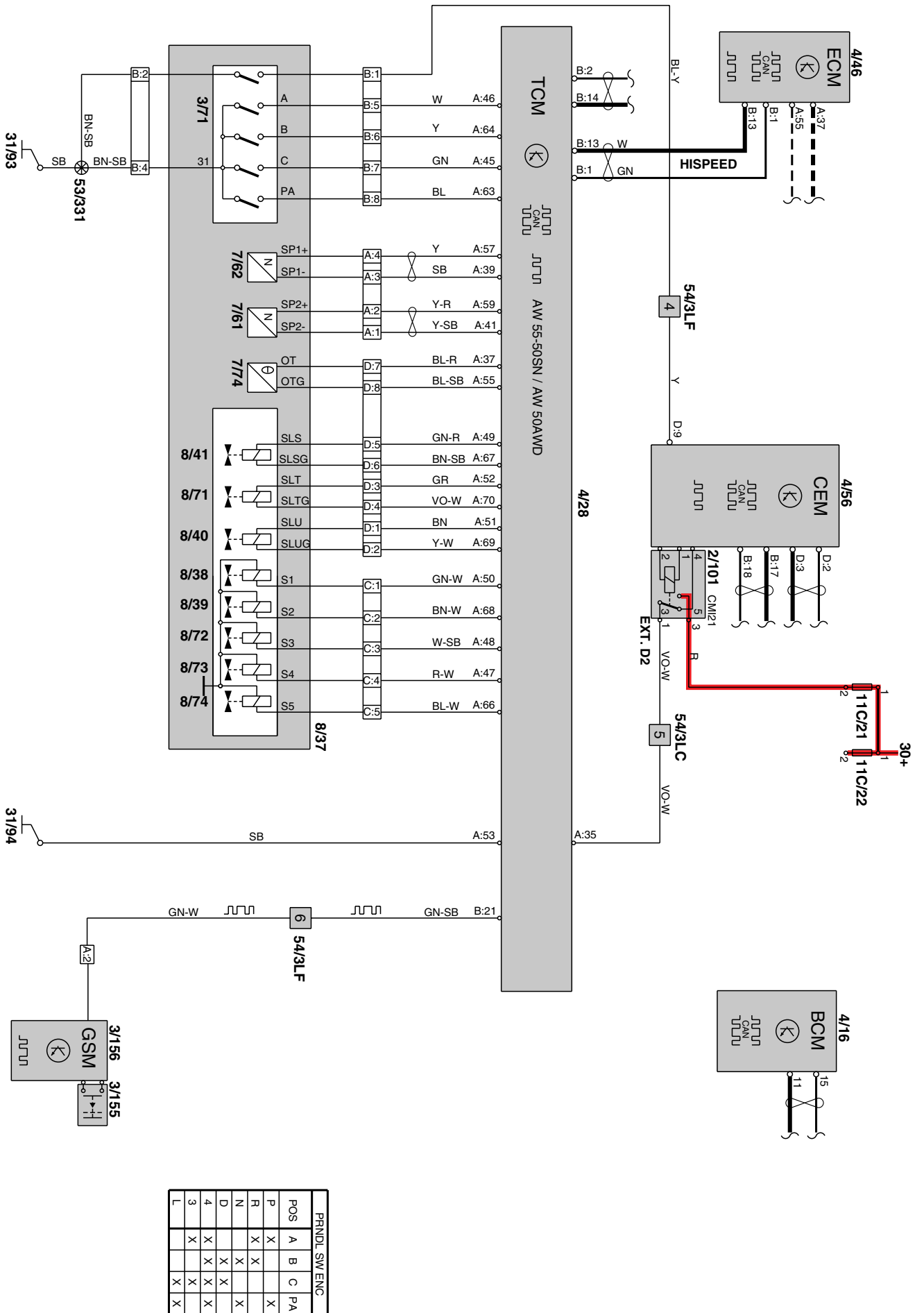
Audio with auxiliary amplifier



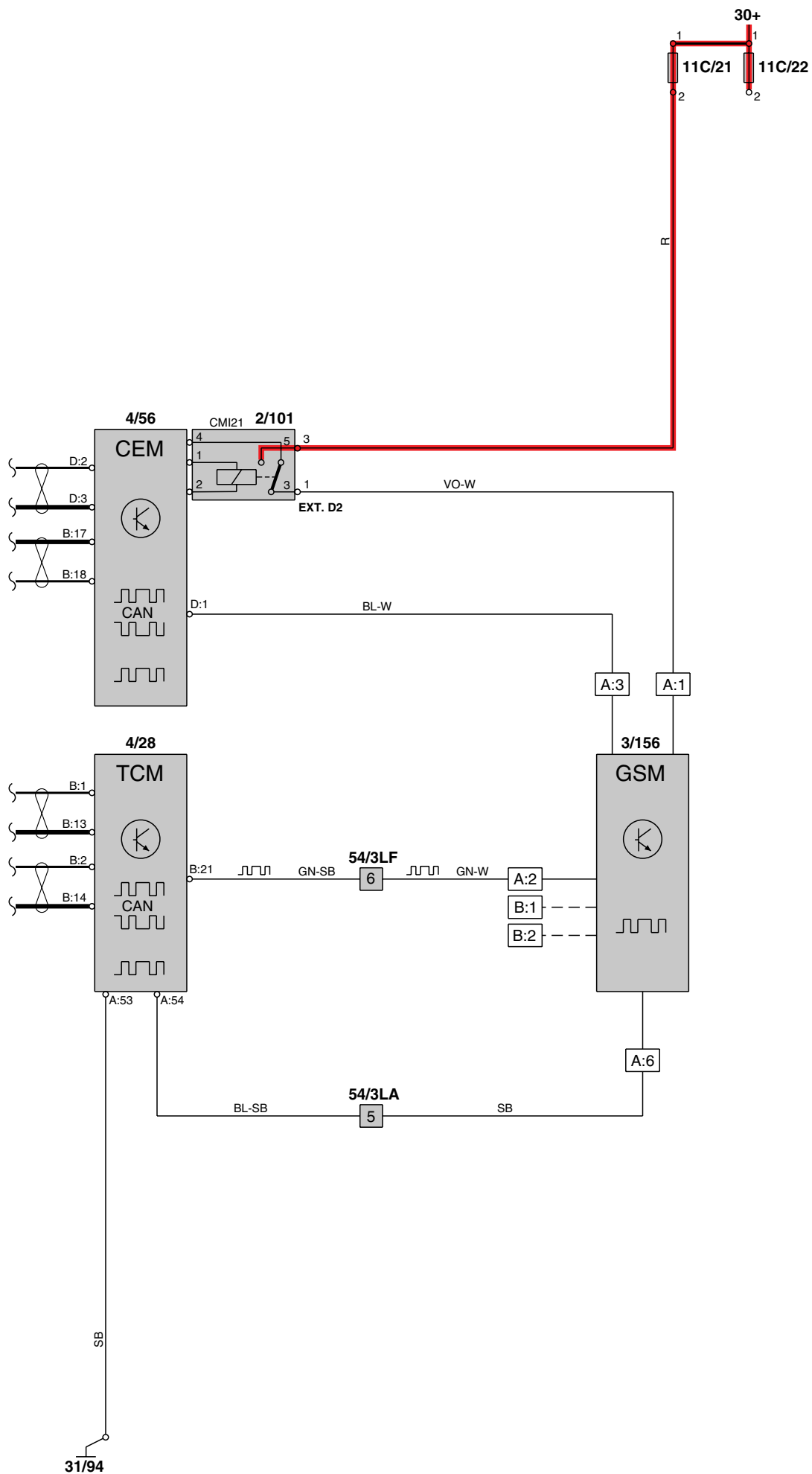
Mobile phone



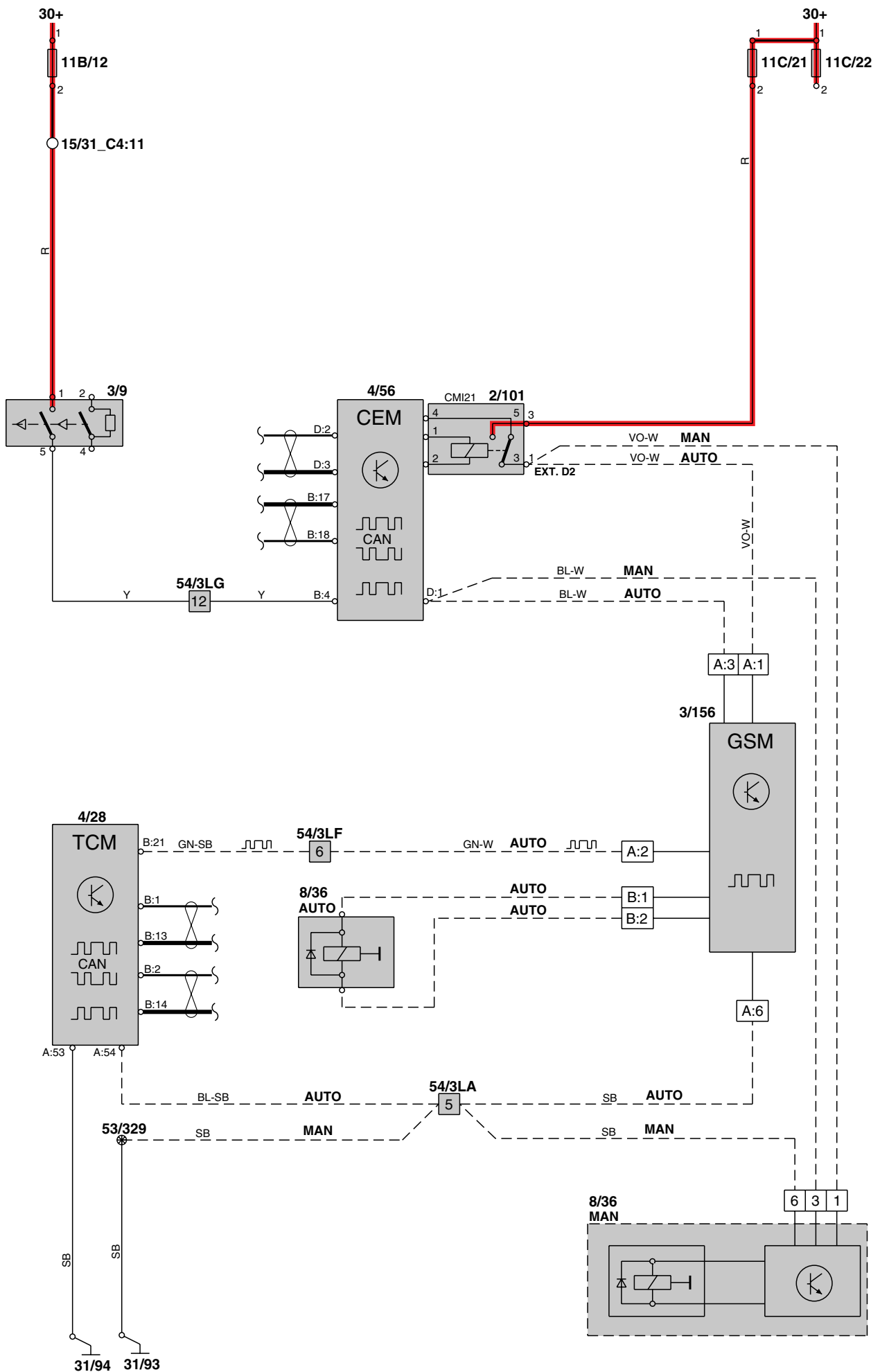
Group 43 Automatic transmission, AW55-50SN/AW50AWD



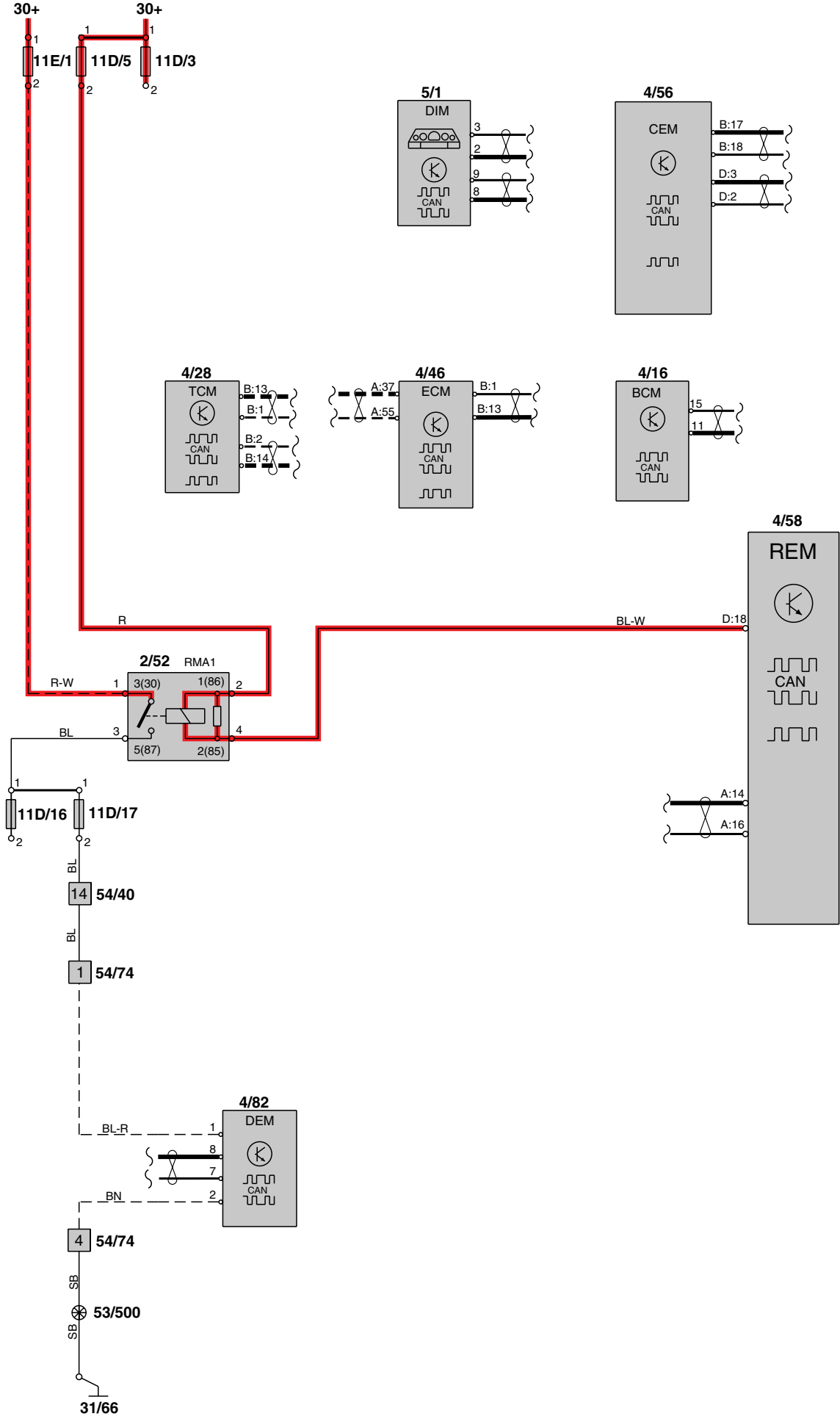
	PRNDL SW ENC			
POS	A	B	C	PA
P	X	X		X
R	X	X		X
N		X	X	X
D	X	X	X	X
4	X	X	X	X
3	X		X	X
L			X	X

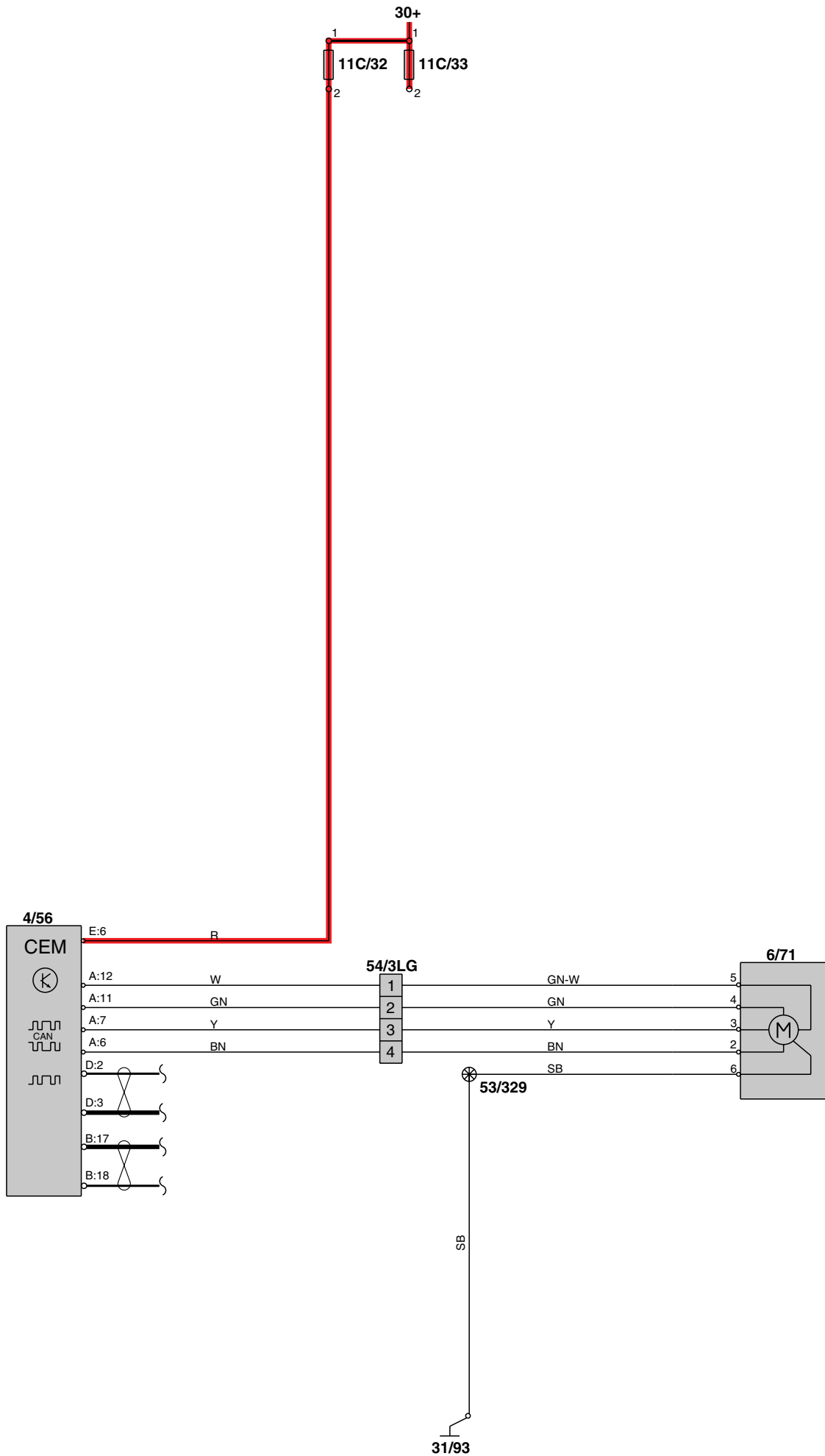


Shift lock

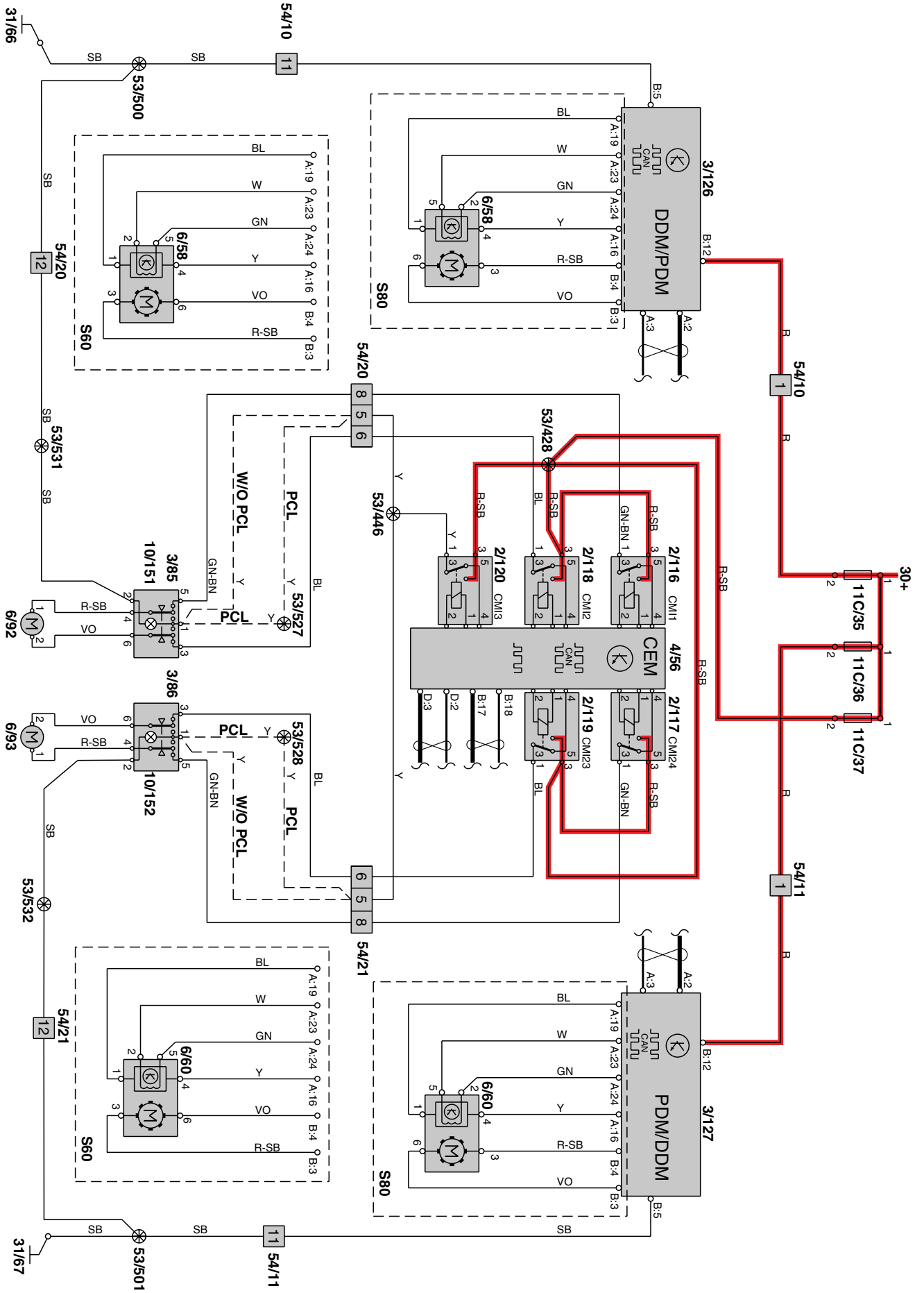


Differential Electronic Module (DEM)

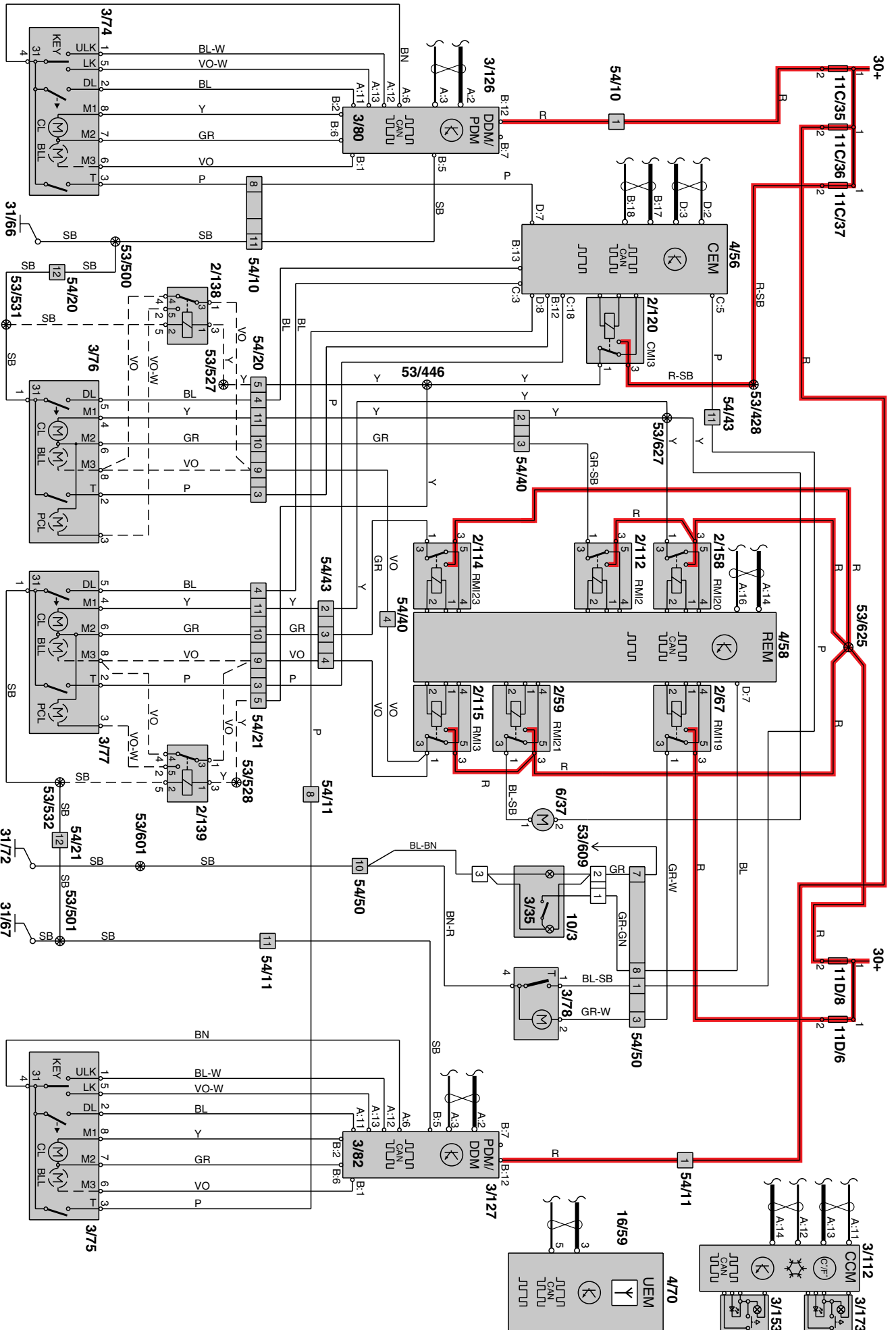




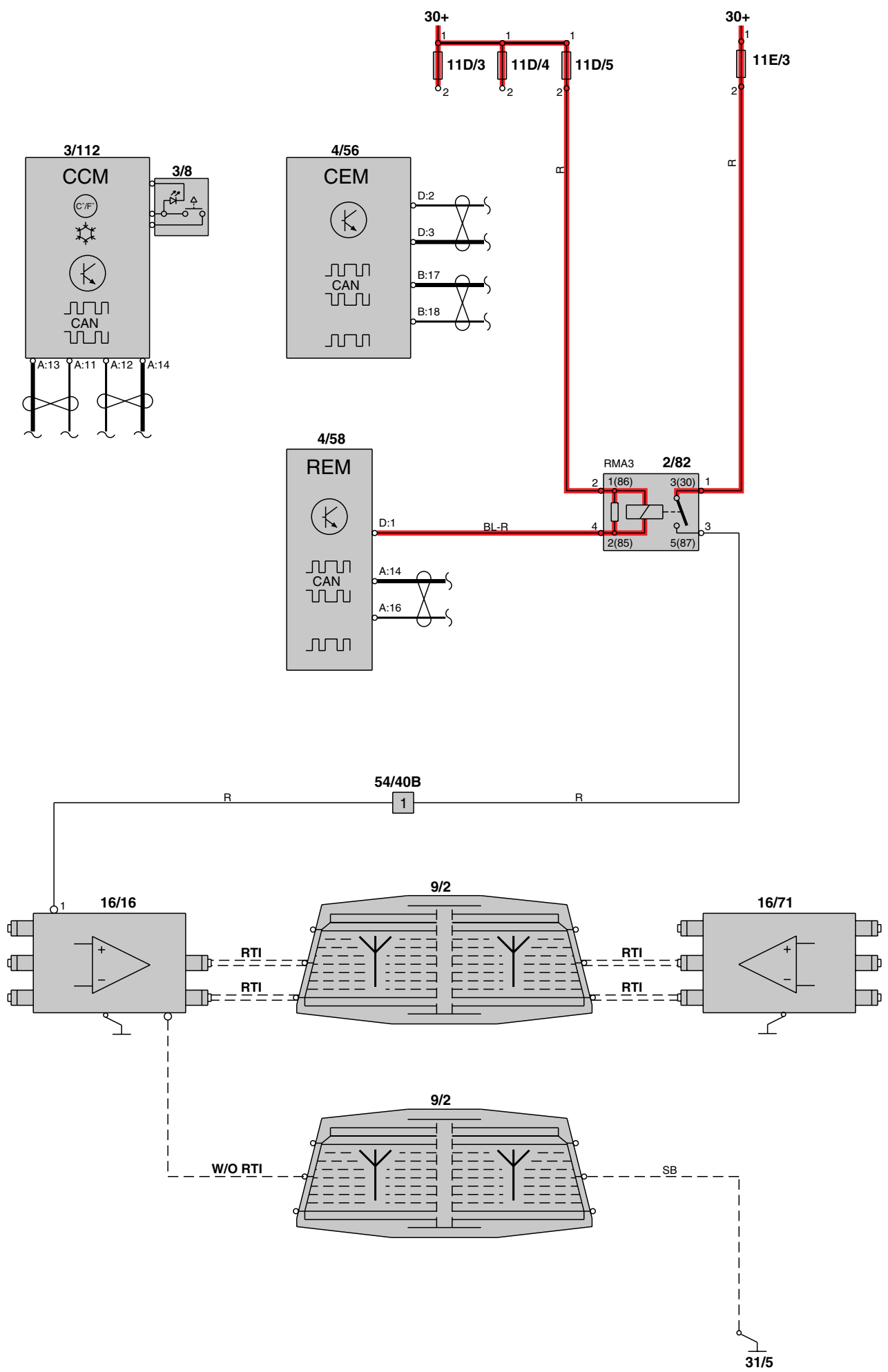
Group 83 Power windows



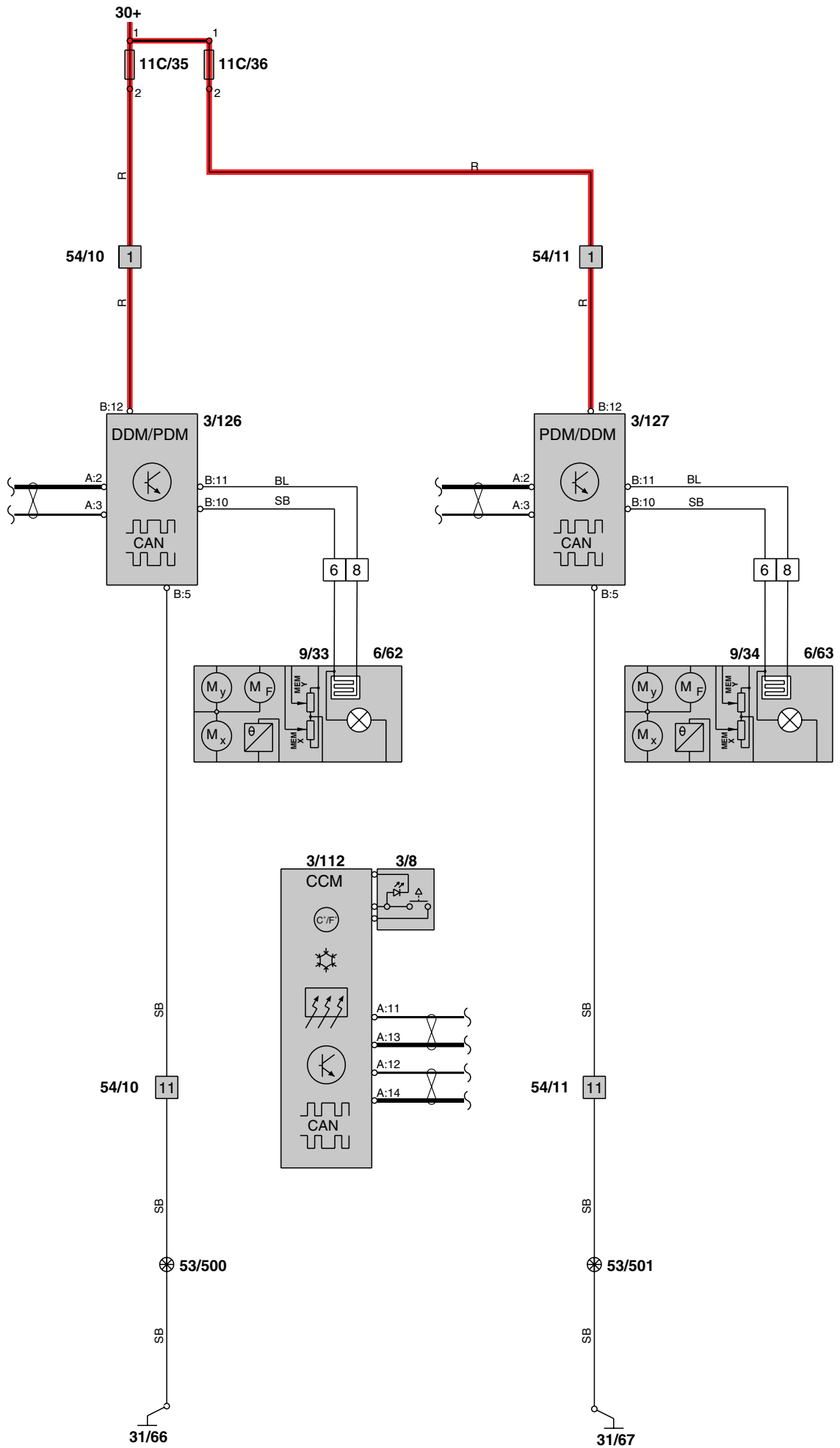
Central locking



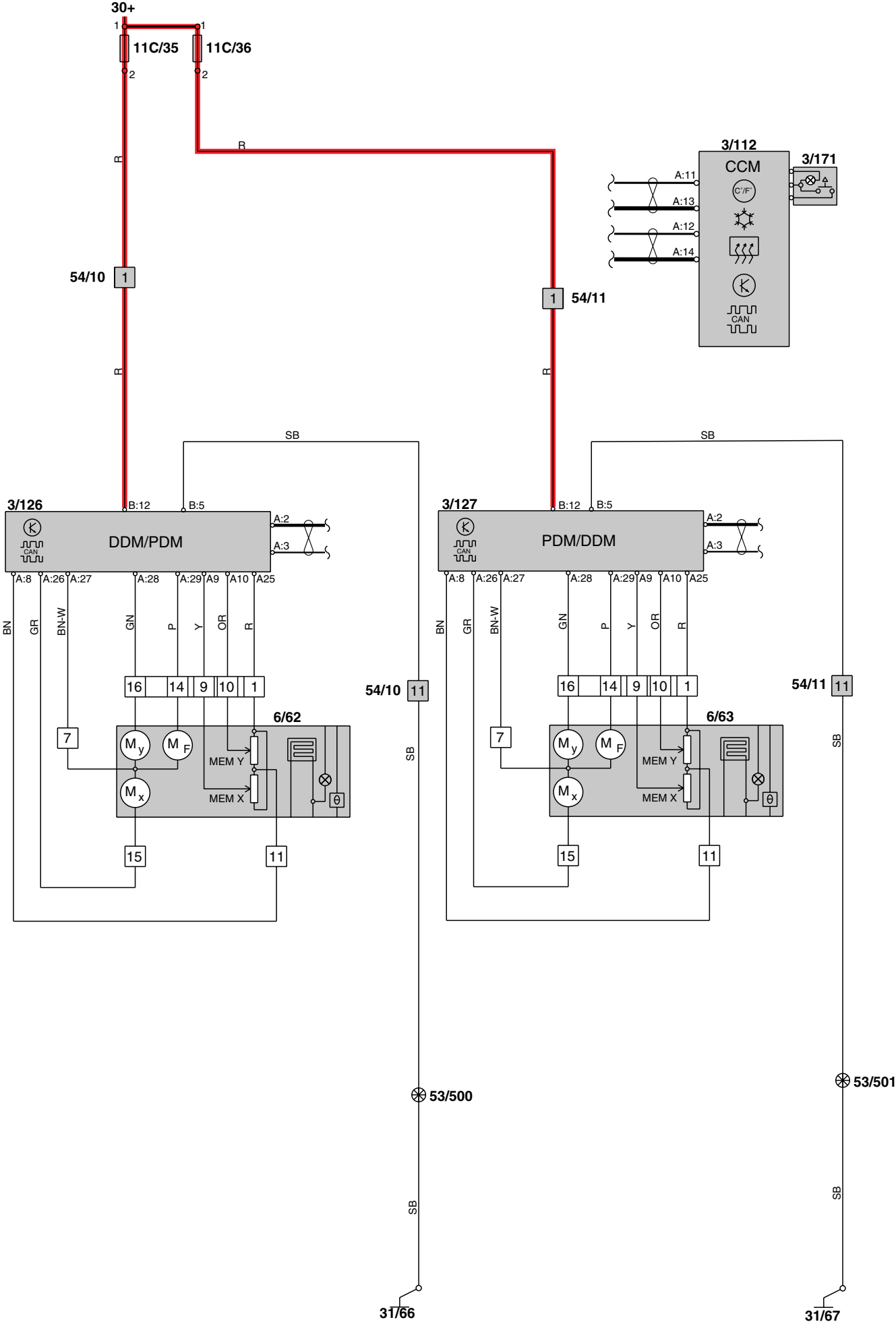
Group 84 Heated rear window



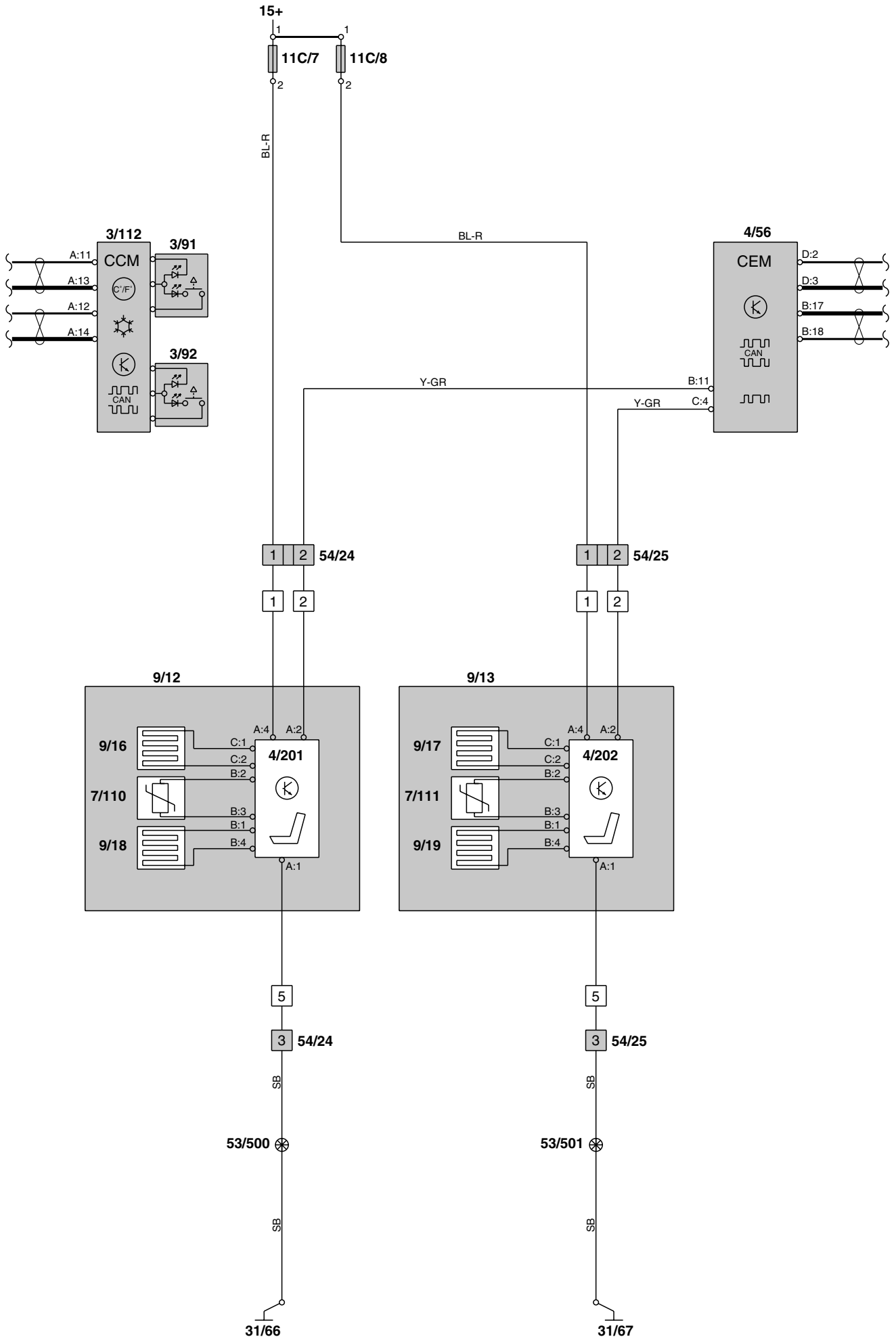
Heated door mirrors



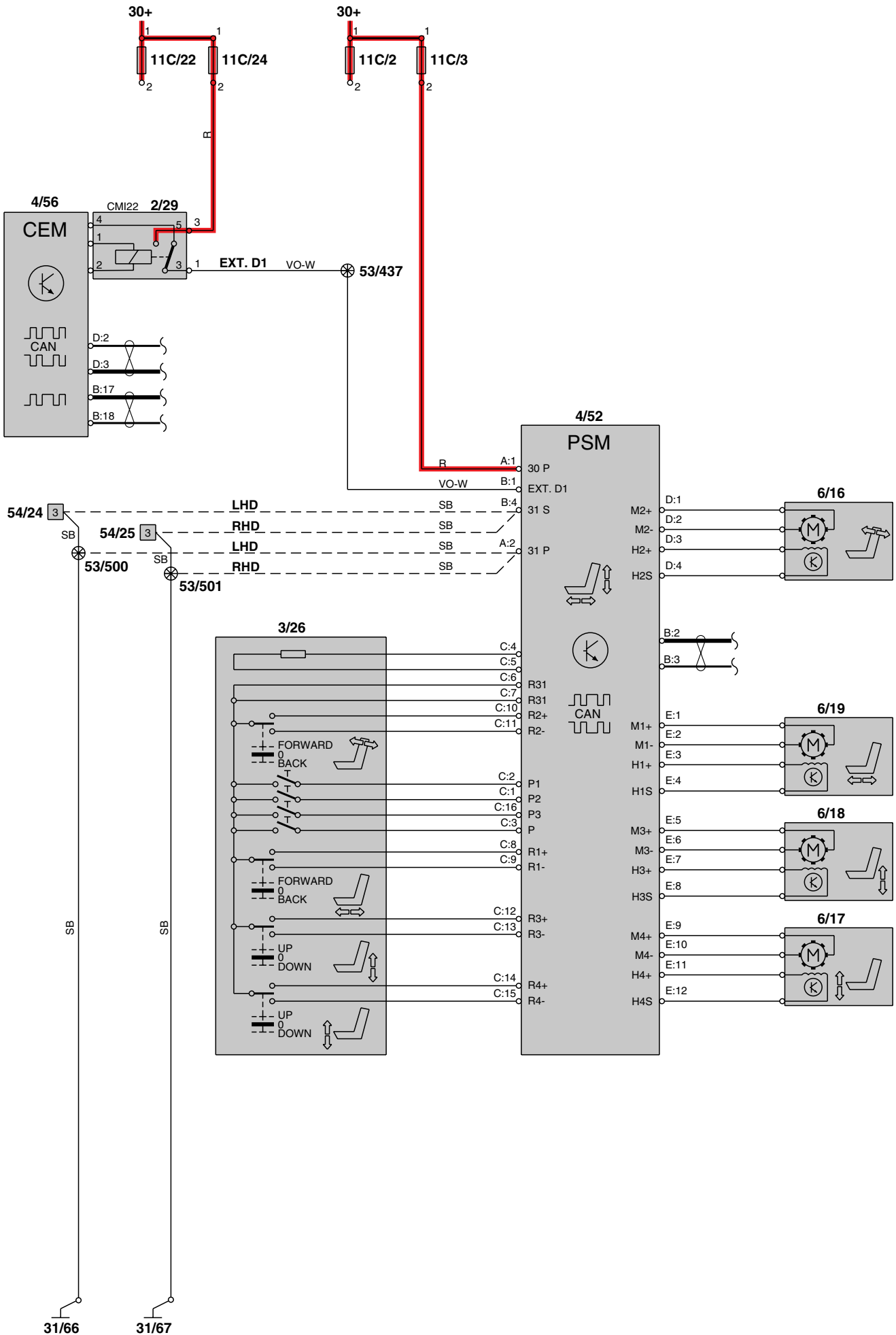
Power door mirrors



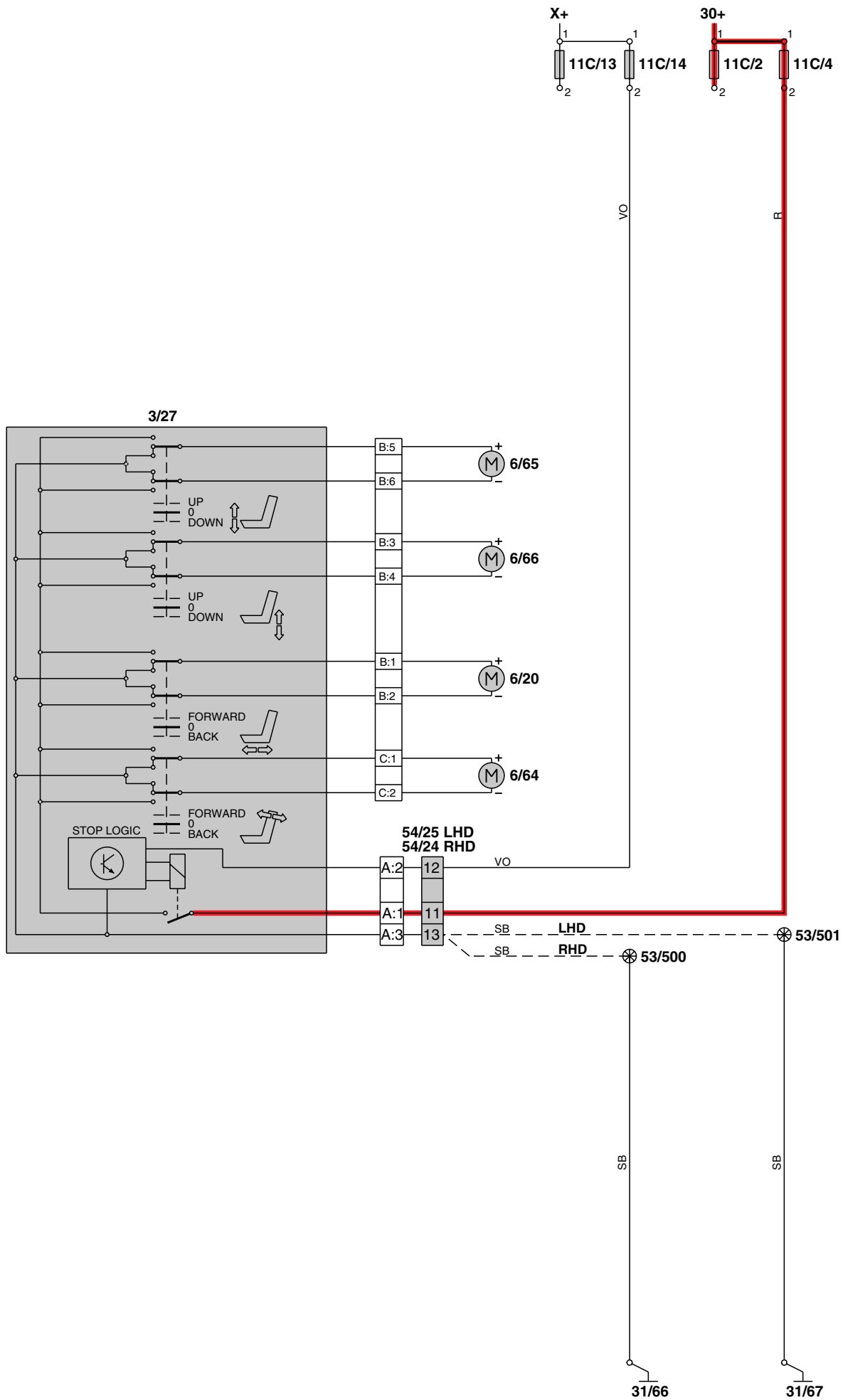
Group 85 Heated seats



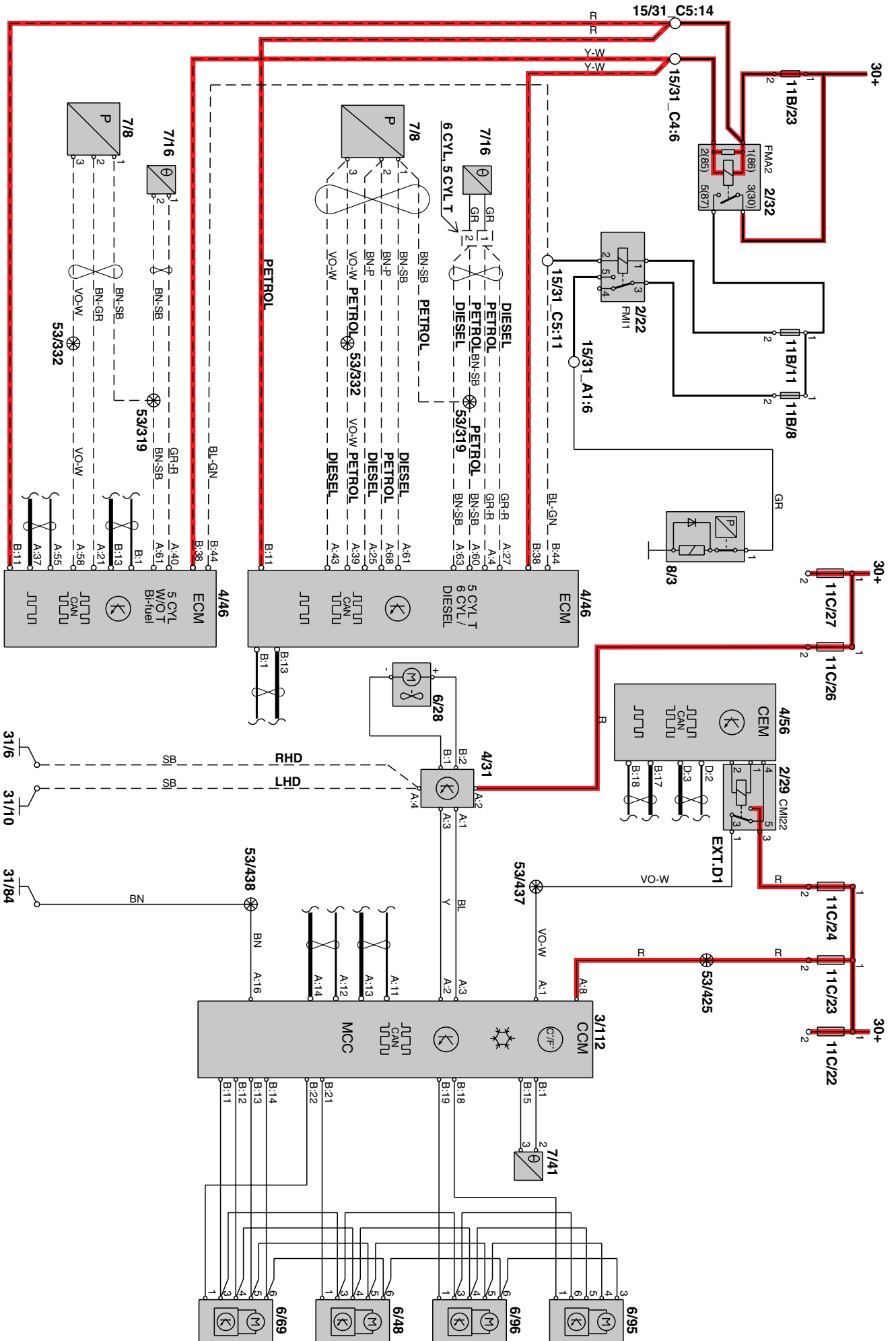
Power driver's seat



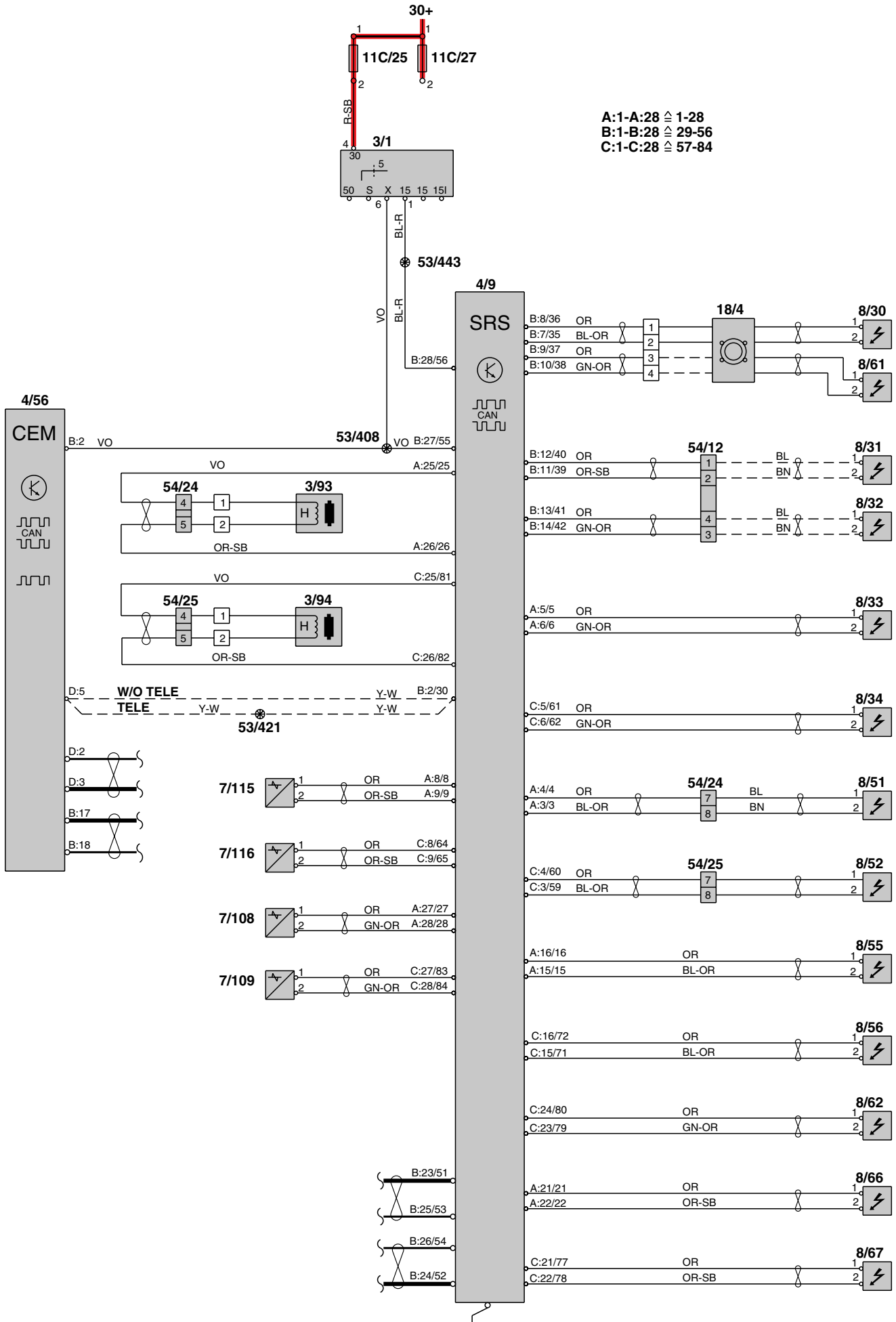
Power passenger seat



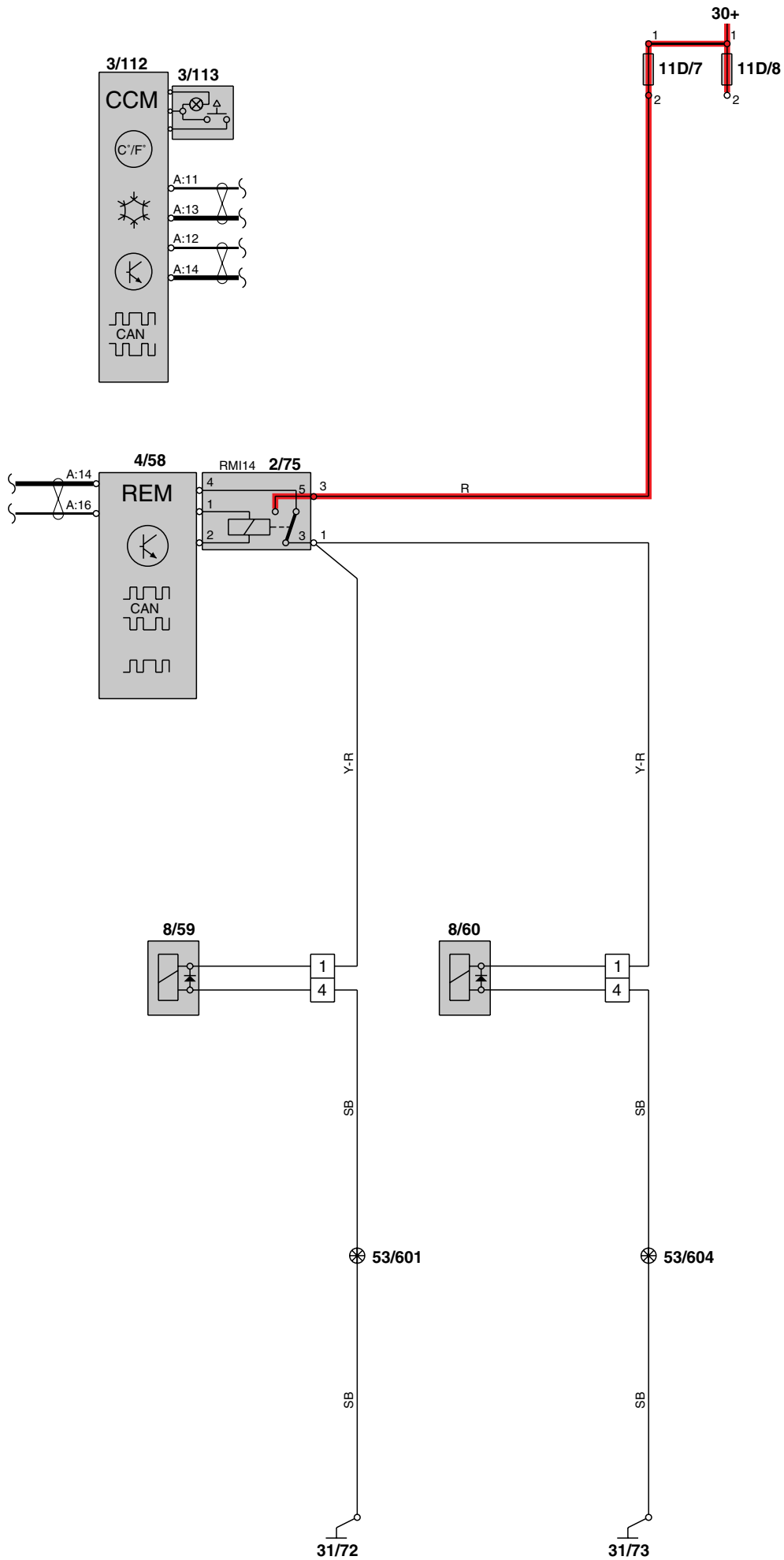
Group 87 Manual Climate Control (MCC)



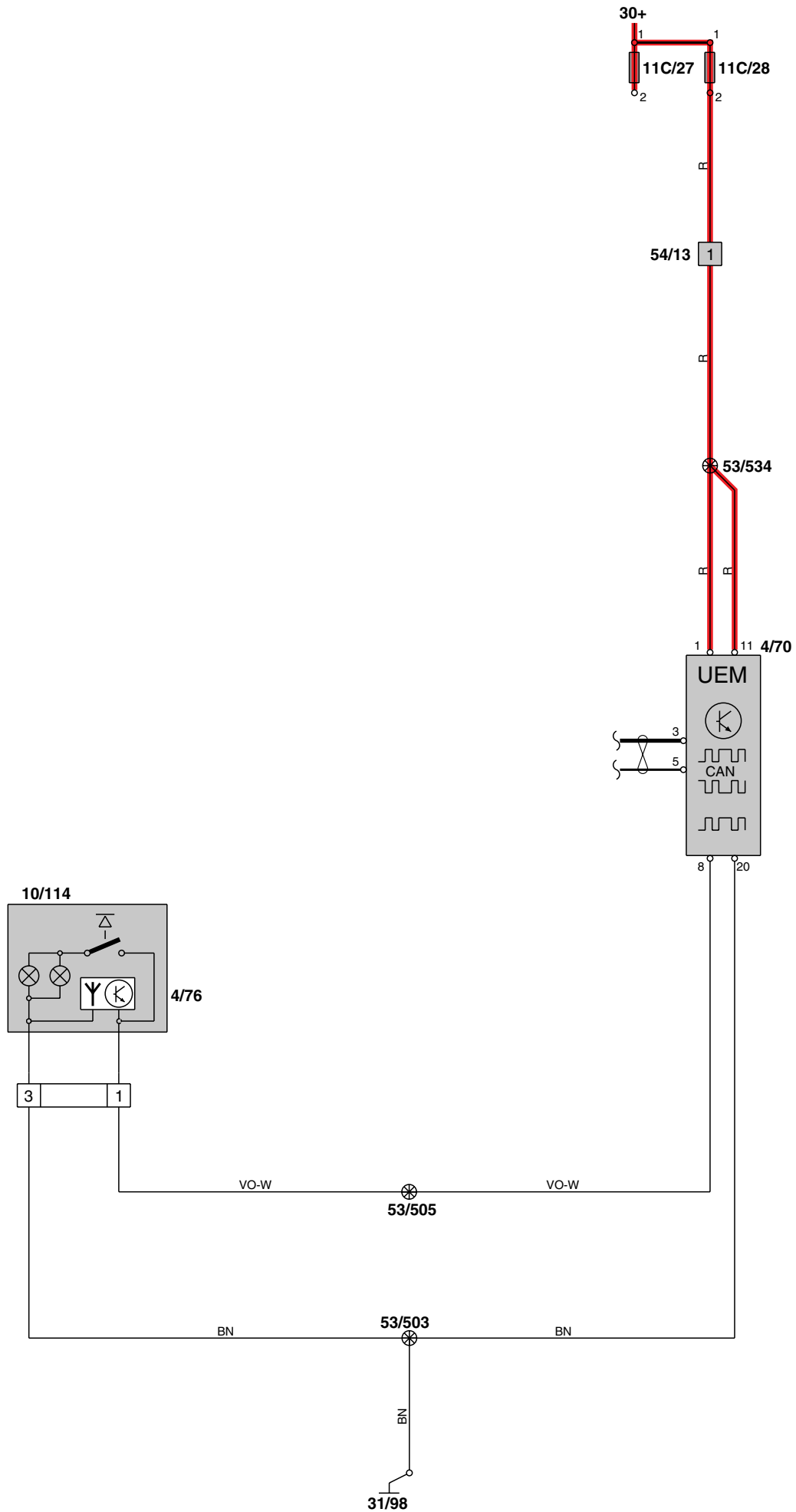
Group 88 SRS Supplemental Restraint System



Electrically adjustable head restraint



Remote garage door opener



54/1

1-pin gray

No.	Engine compartment harness	Engine harness Diesel
1	15/31C2:2 Junction rail, Diesel RW	53/374 Junction point R

53/3LA

13-pin white

No.	Passenger compartment harness	Engine compartment harness
1	4/56A:2 Central Electronic Module CEM GR	10/1C:1 Left front lamp housing, Bi-Xenon GR
2	4/56D:11 Central Electronic Module CEM GN	10/2C:1 Right front lamp housing, Bi-Xenon GN
3	53/512 Junction point, AWD 53/430 Junction point W	4/16:11 Brake Control Module (BCM) W
4	54/34:3 Connector, LHD GN	4/46B:40 Engine Control Module (ECM) LHD GN
5	3/156A:6 Gear Selector Module (GSM) 8/36:6 Shift lock solenoid SB	4/28A:54 Transmission Control Module (TCM) 53/329 Junction point, Man BL-SB SB
6	6/33:6 Fuel pump Y	4/46B:47 Engine Control Module (ECM) y
7	4/56A:19 Central Electronic Module CEM Y-GR	15/31C5:2 Junction rail Y-GR
8	4/56A:3 Central Electronic Module CEM BN-W	15/31C4:12 Junction rail BL-OR
9	-	-
10	-	-
11	4/56A:16 Central Electronic Module CEM BL	15/31C5:16 Junction rail BL-R
12	4/56A:14 Central Electronic Module CEM Y	15/31C5:15 Junction rail Y
13	4/56A:13 Central Electronic Module CEM GR	15/31C4:8 Junction rail GR

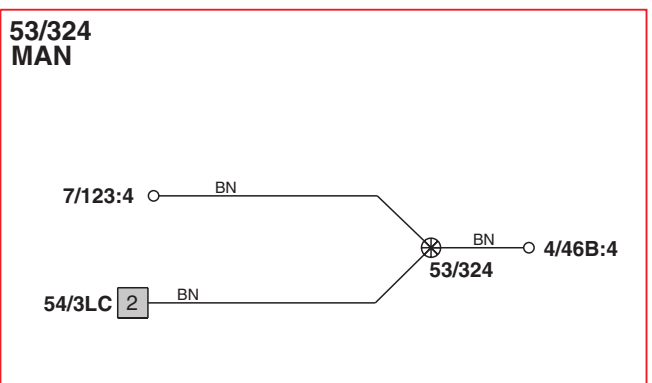
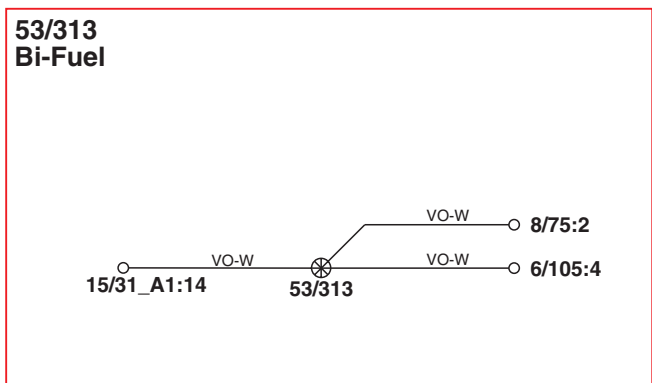
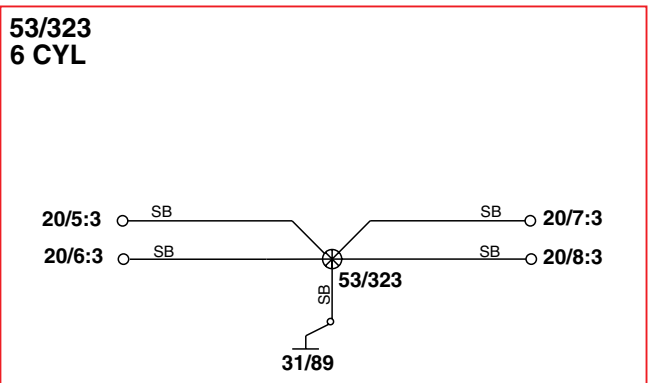
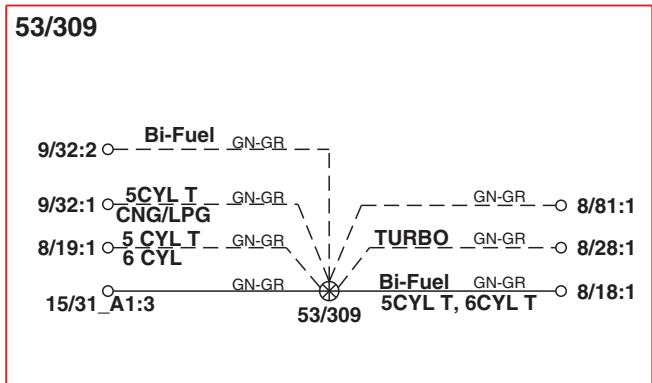
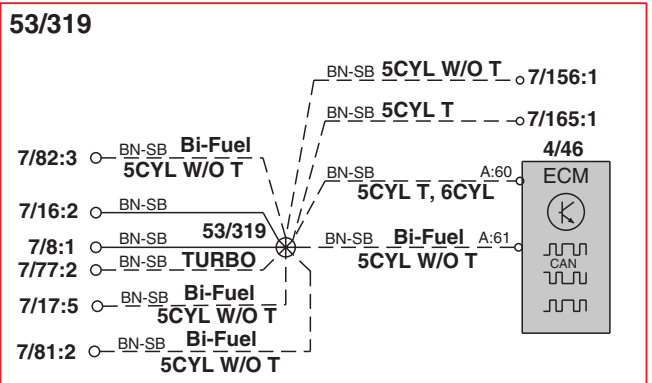
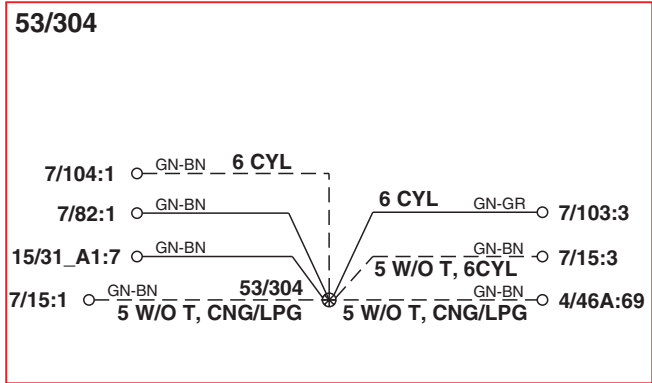
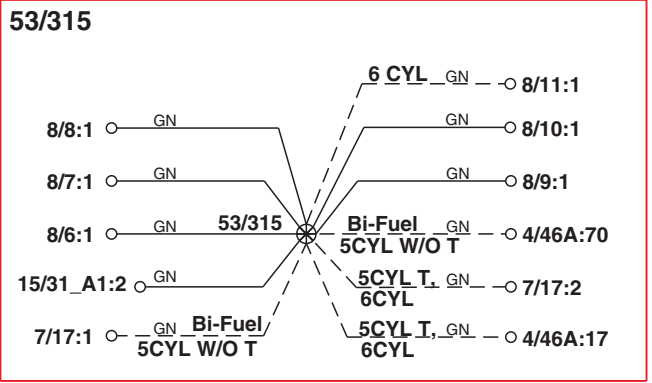
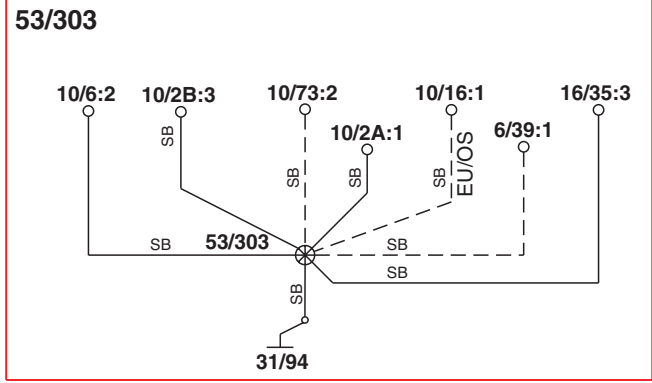
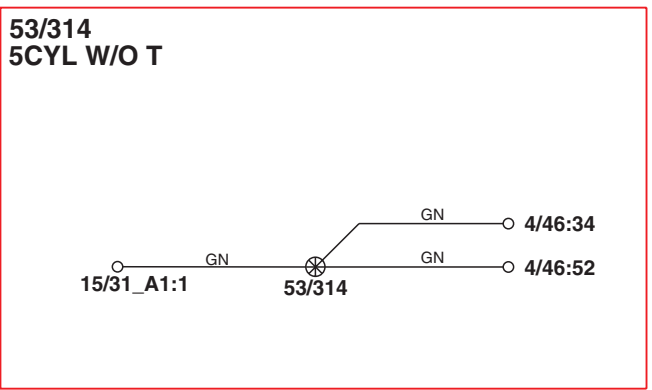
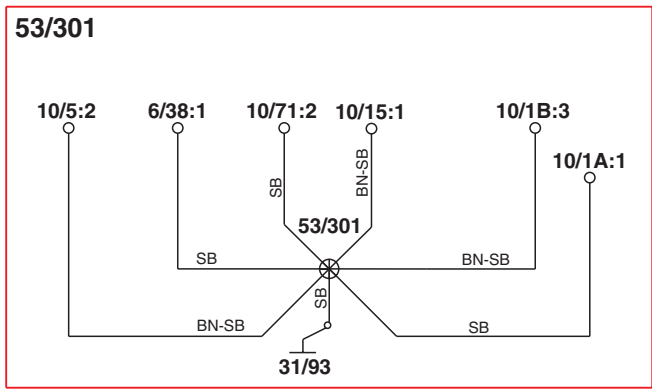
54/3LB

13-pin white

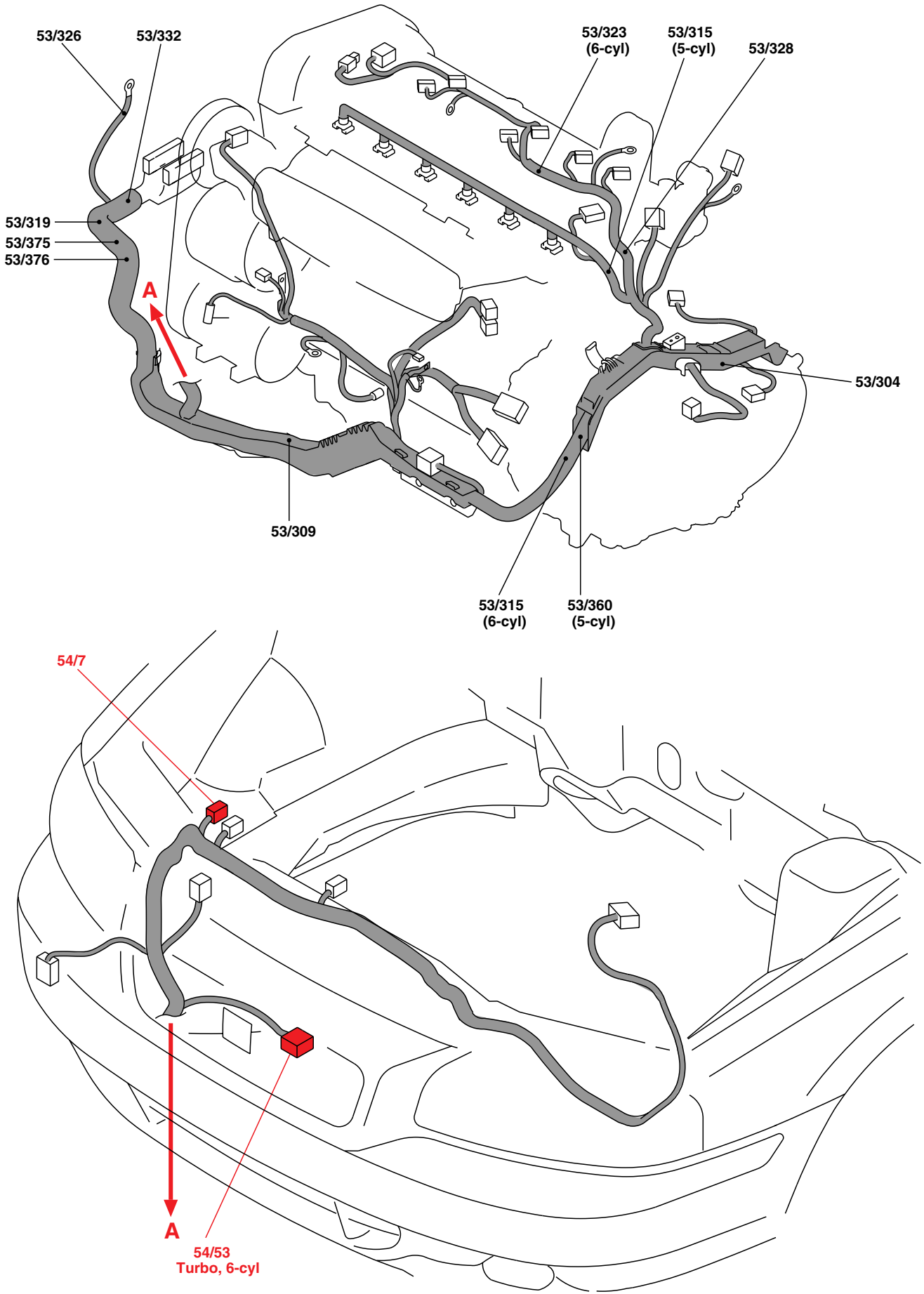
No.	Passenger compartment harness	Engine compartment harness
1	-	-
2	4/56B:14 Central Electronic Module CEM BL	4/46B:45 Engine Control Module (ECM) R-SB
3	53/431 Junction point 53/513 Junction point, AWD GN	4/16:15 Brake Control Module (BCM) GN
4	54/34:4 Connector, LHD BL	4/46B:7 Engine Control Module (ECM) LHD BL-SB
5	7/164:2 Sensor module DSTC W	4/16:29 Brake Control Module (BCM) W-SB
6	7/164:1 Sensor module DSTC BN	4/16:25 Brake Control Module (BCM) GN-Y
7	7/164:5 Sensor module DSTC GR-W	4/16:39 Brake Control Module (BCM) GR-SB
continues		

Junction points

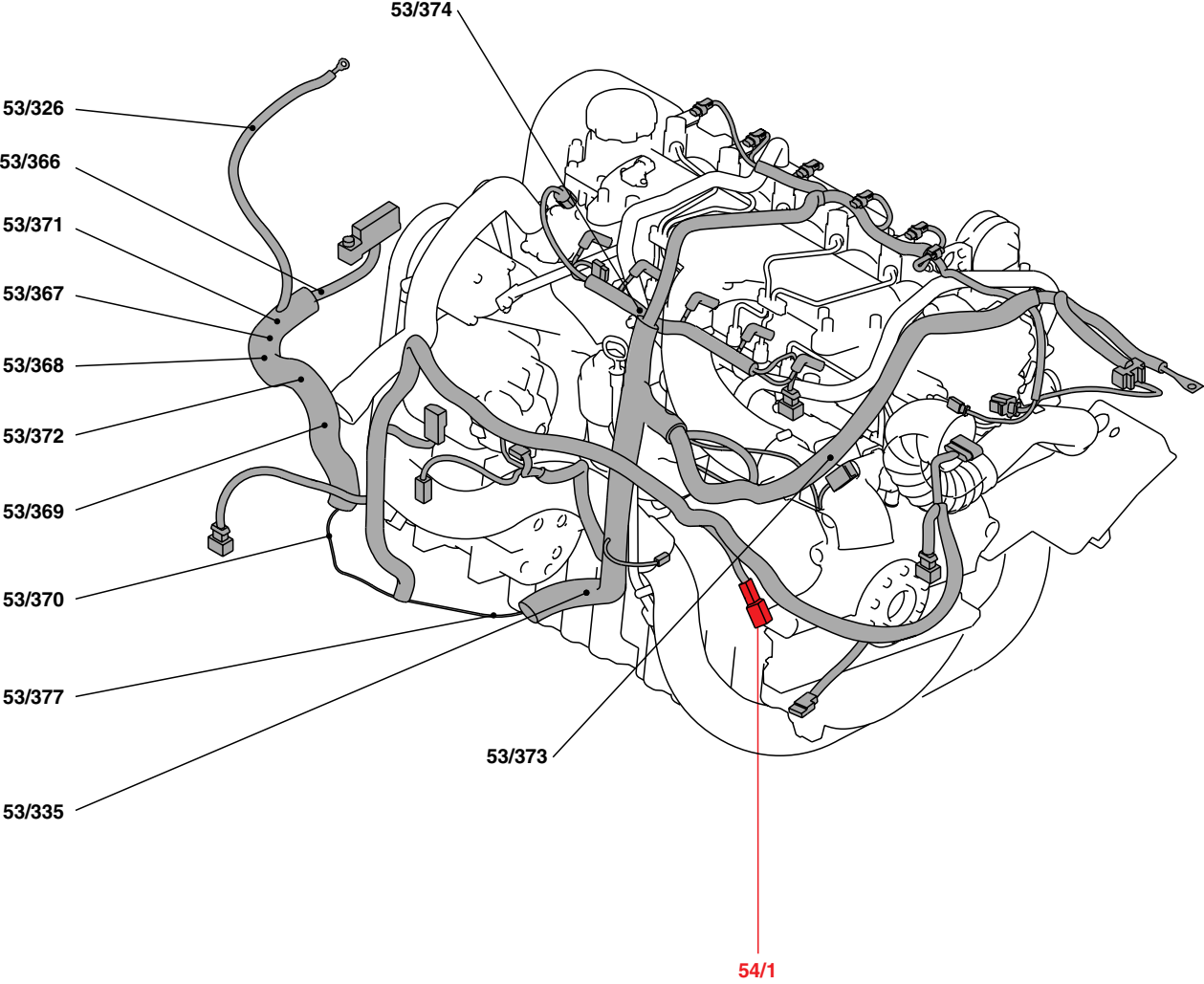
53/301 - 53/324



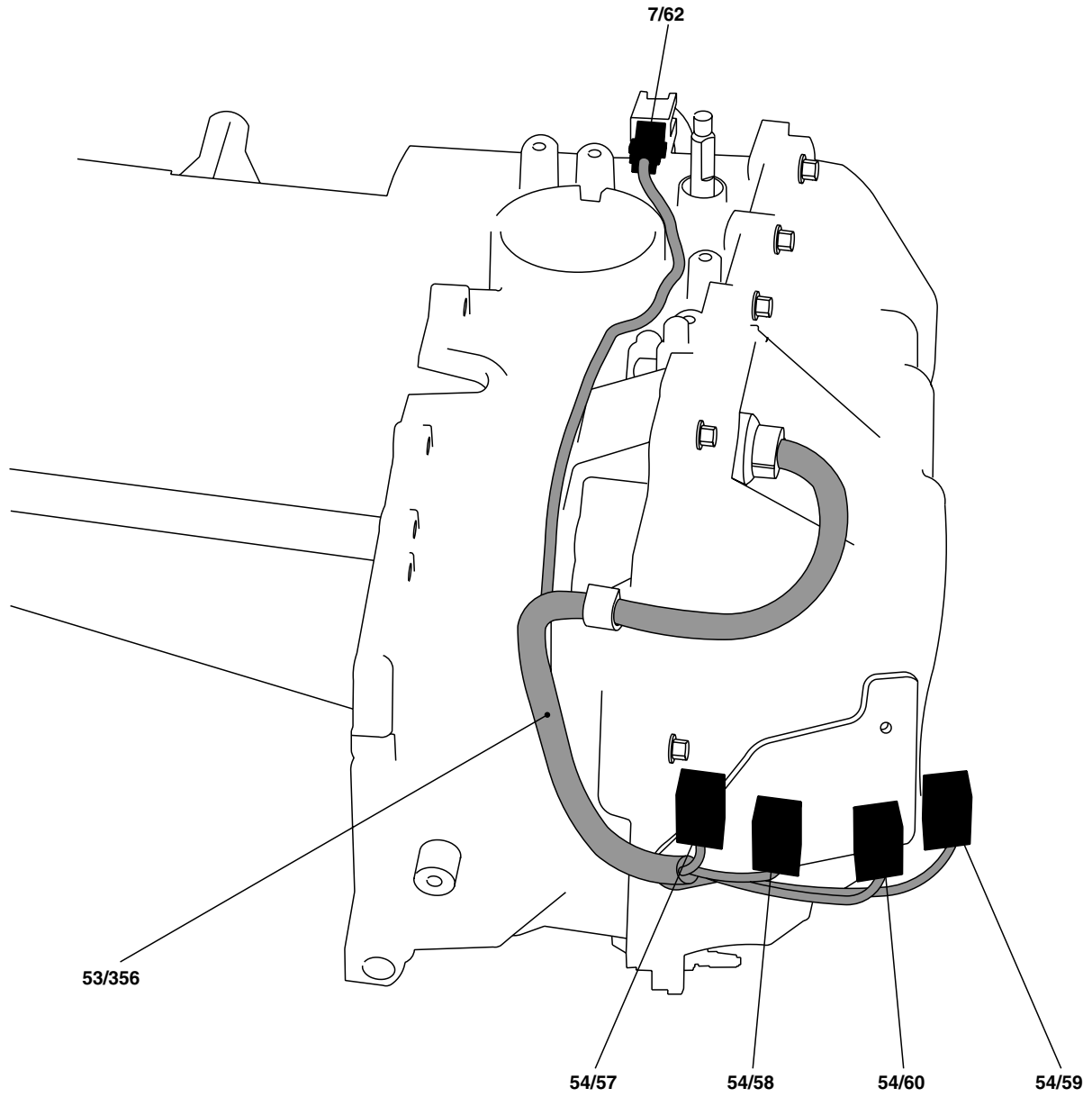
Cable harness routing in vehicle Engine harness Gasoline



Cable harness routing in vehicle Engine harness Diesel

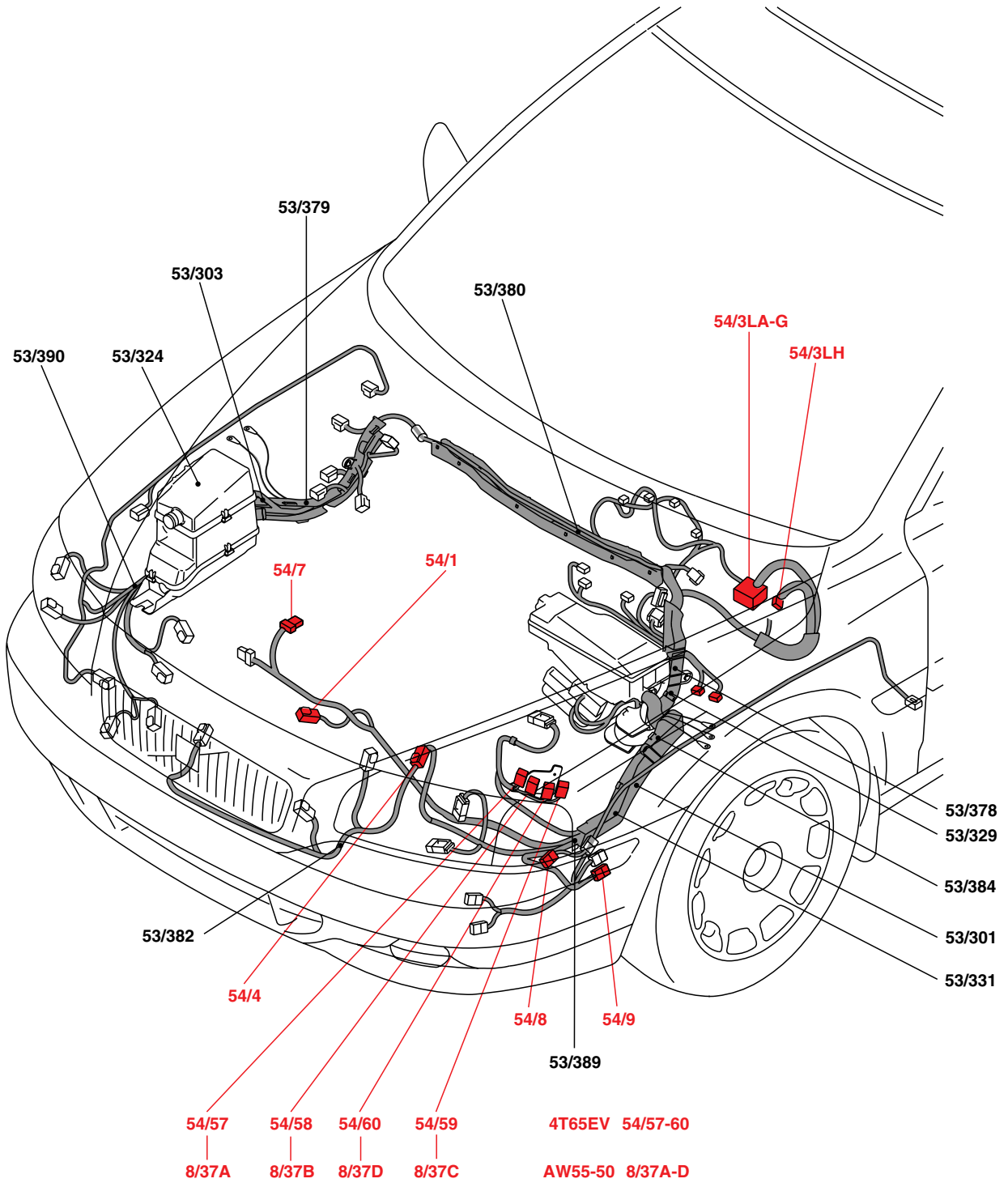


Cable harness routing in vehicle Transmission harness 4T65EV

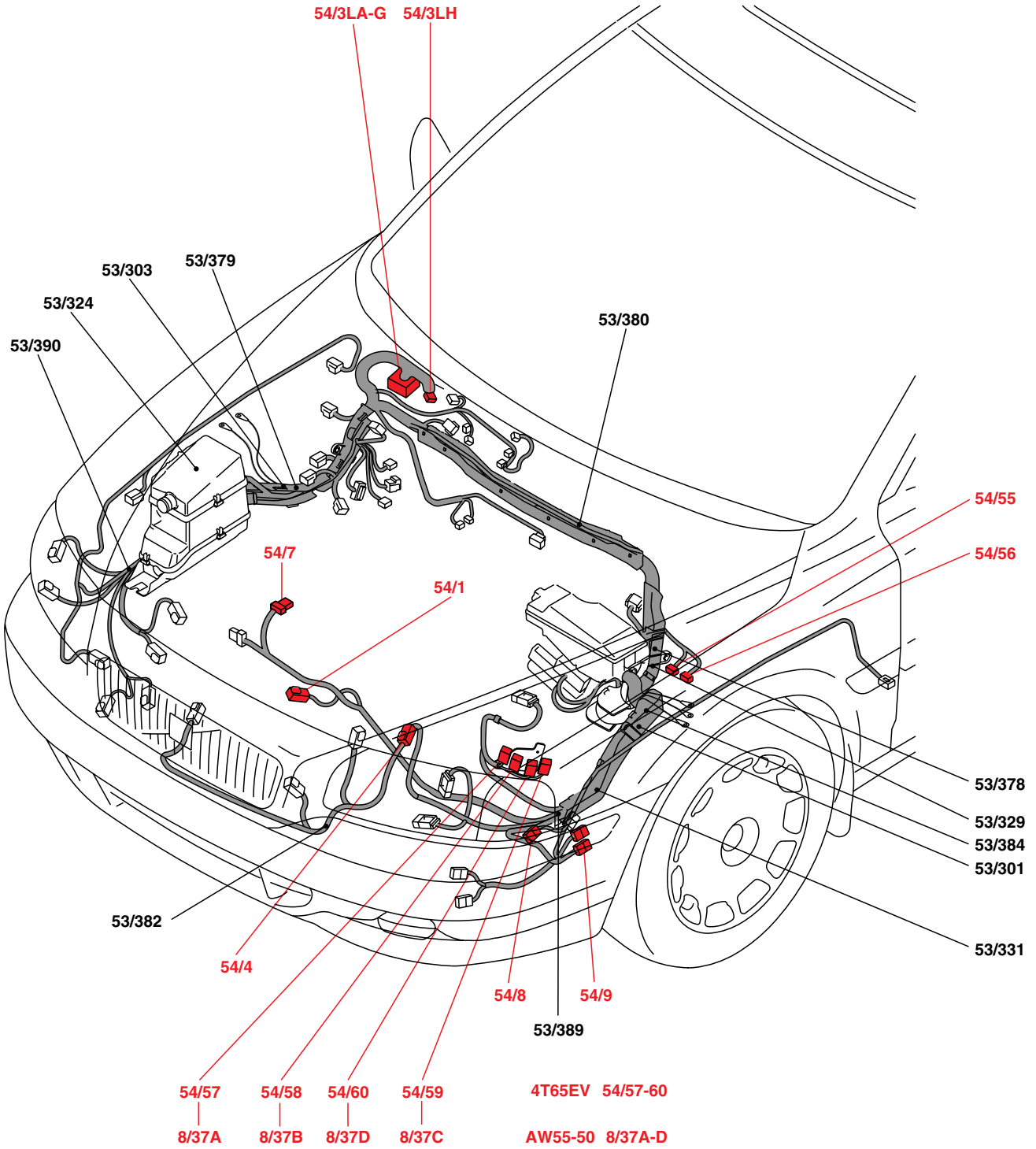


Cable harness routing in vehicle

Front engine compartment harness LHD

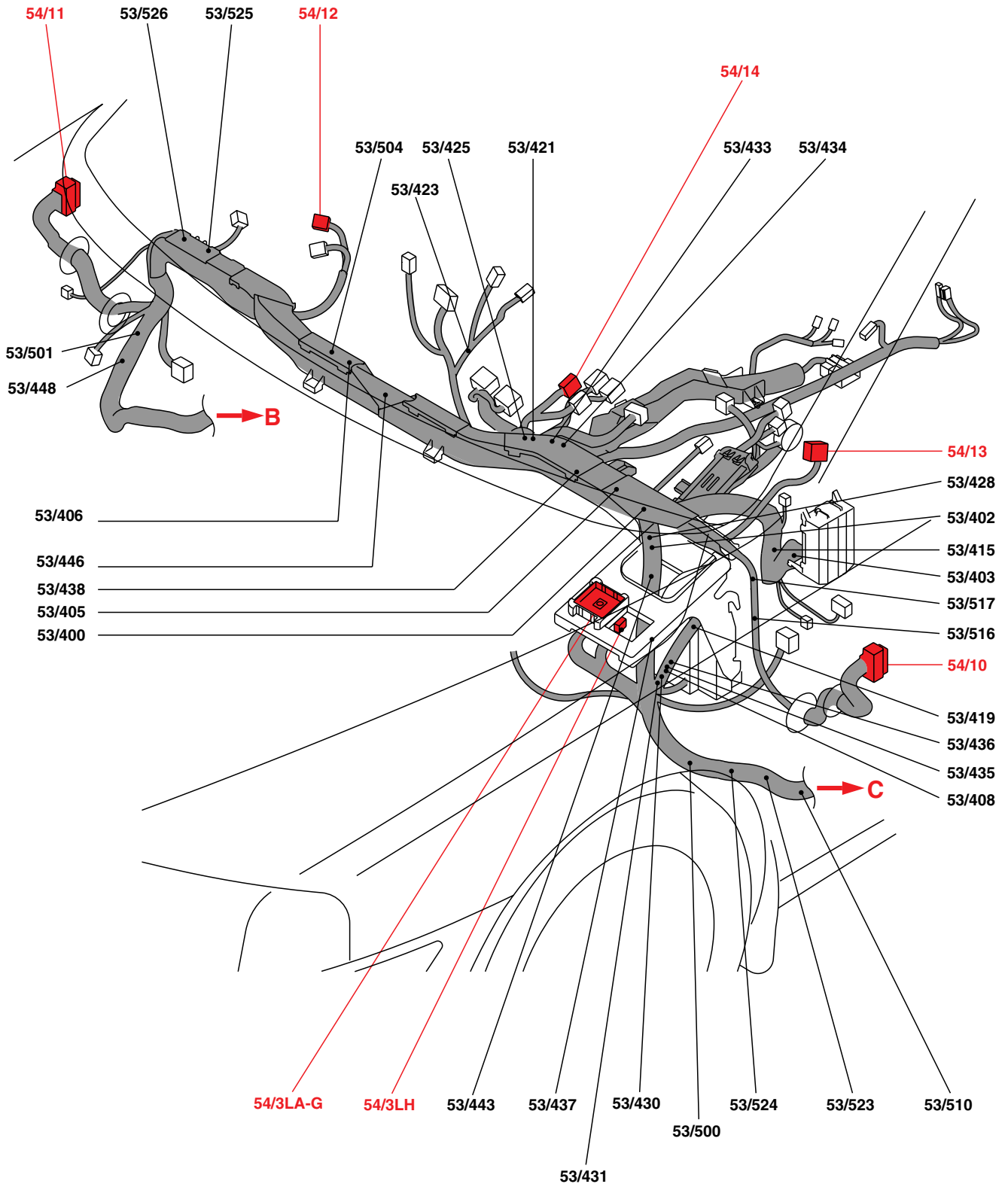


Cable harness routing in vehicle Front engine compartment harness RHD

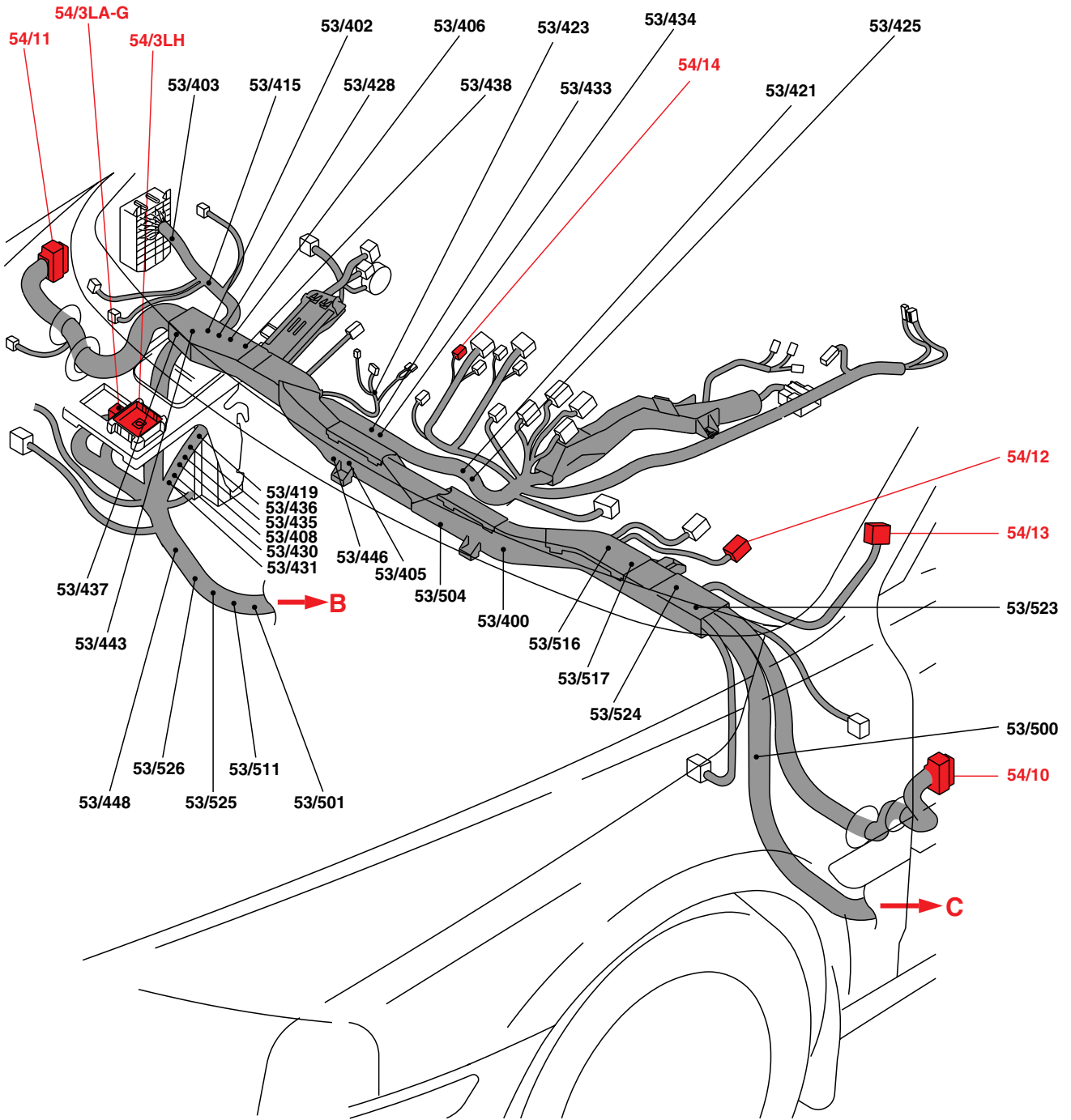


Cable harness routing in vehicle

Front passenger compartment harness LHD

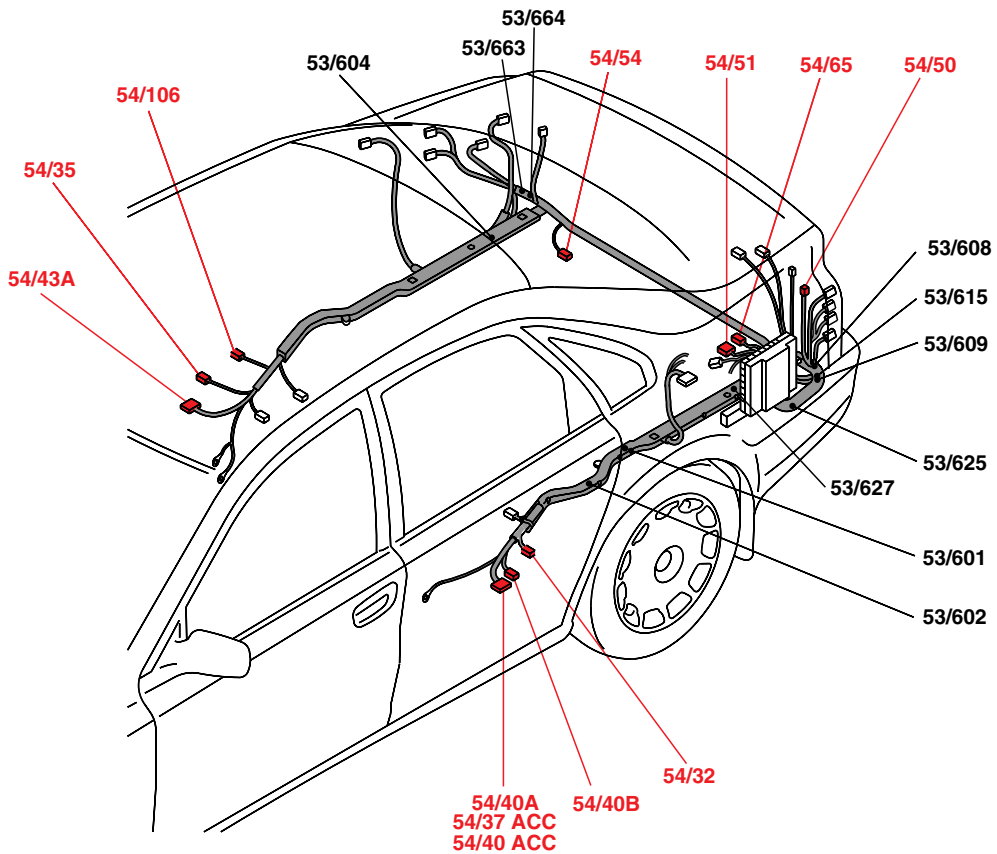
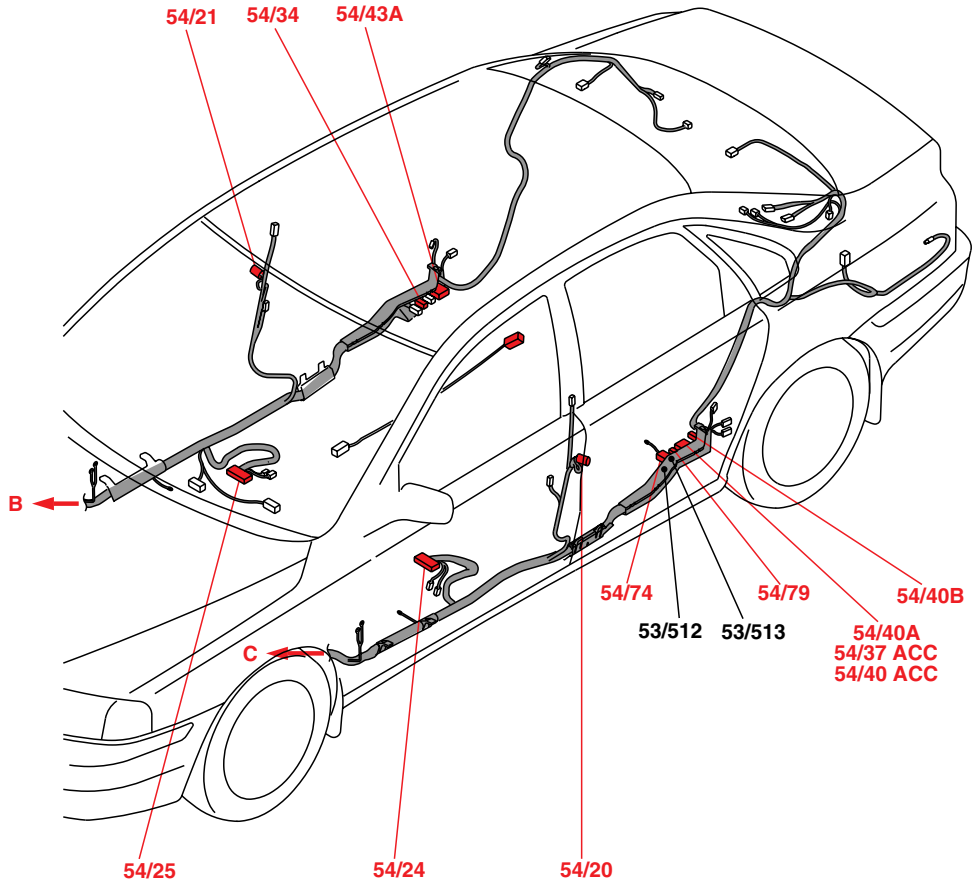


Cable harness routing in vehicle Front passenger compartment harness RHD

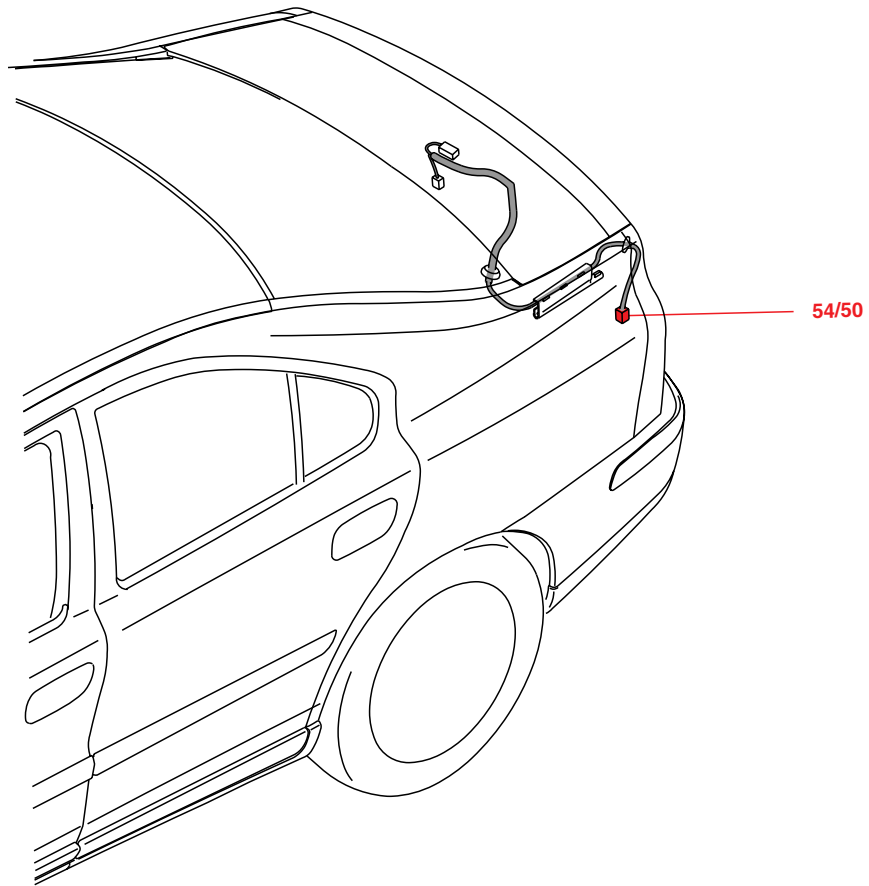
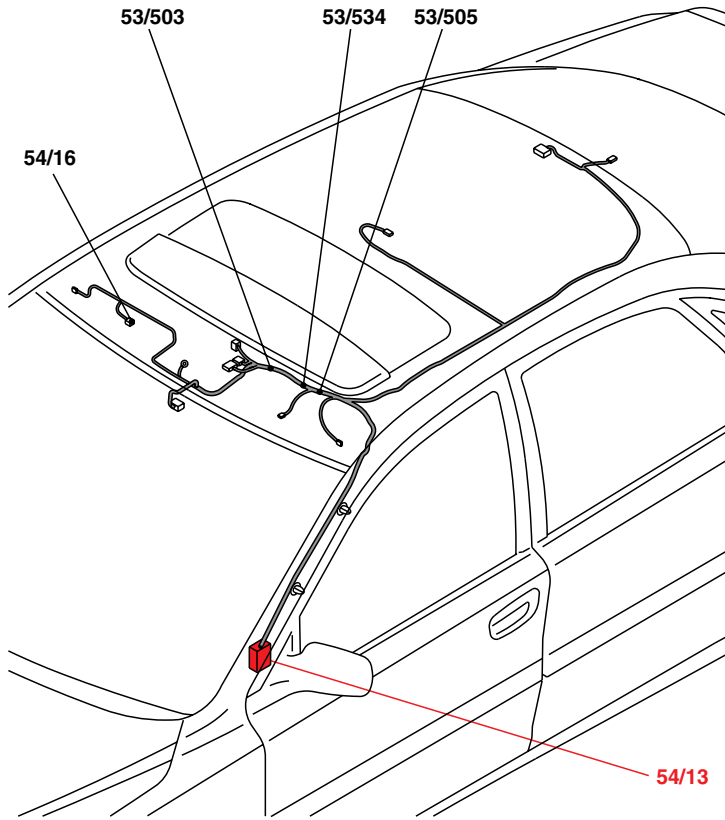


Cable harness routing in vehicle

Passenger compartment harness & cargo compartment

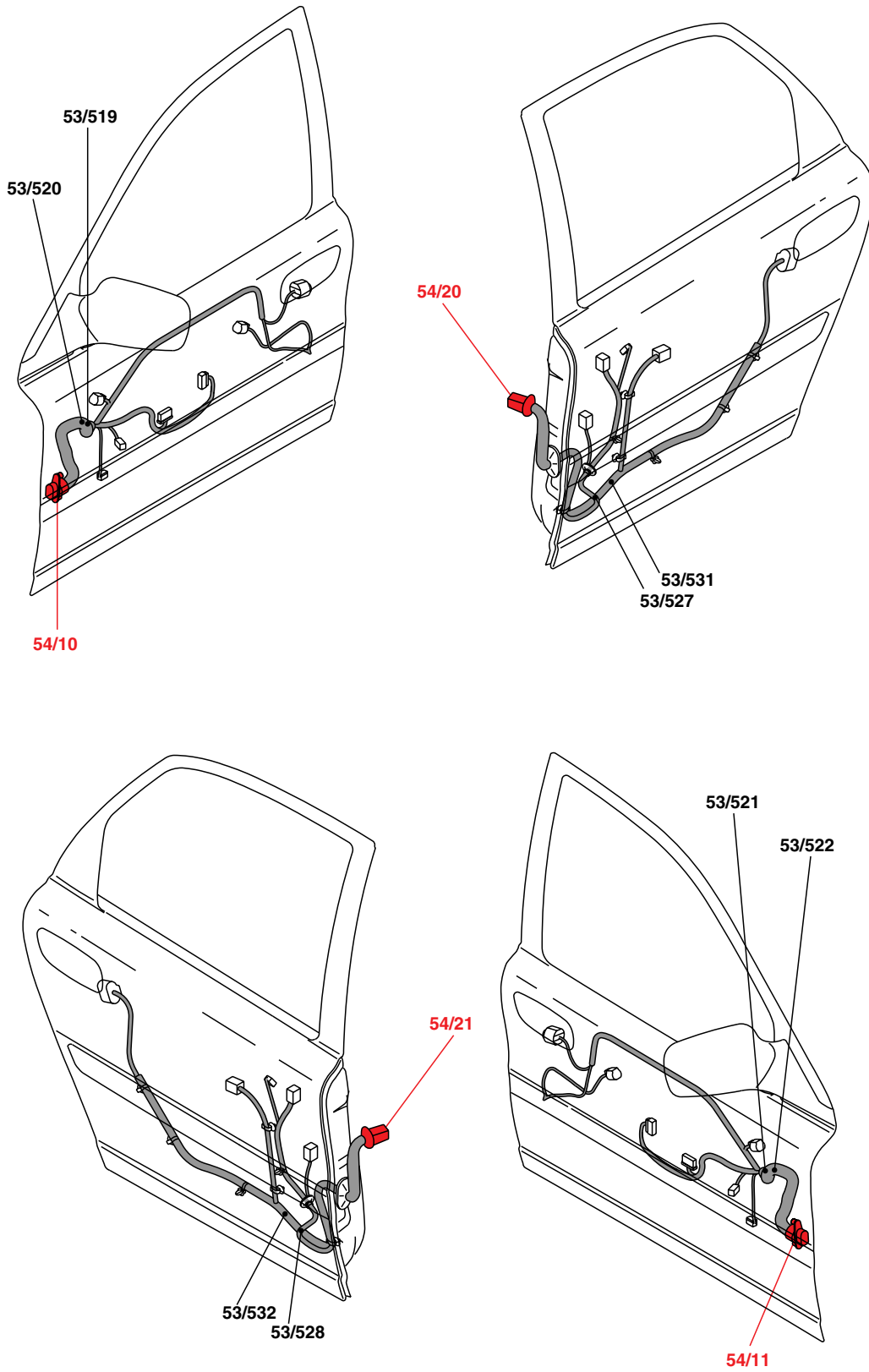


Cable harness routing in vehicle Roof harness & boot lid/tailgate

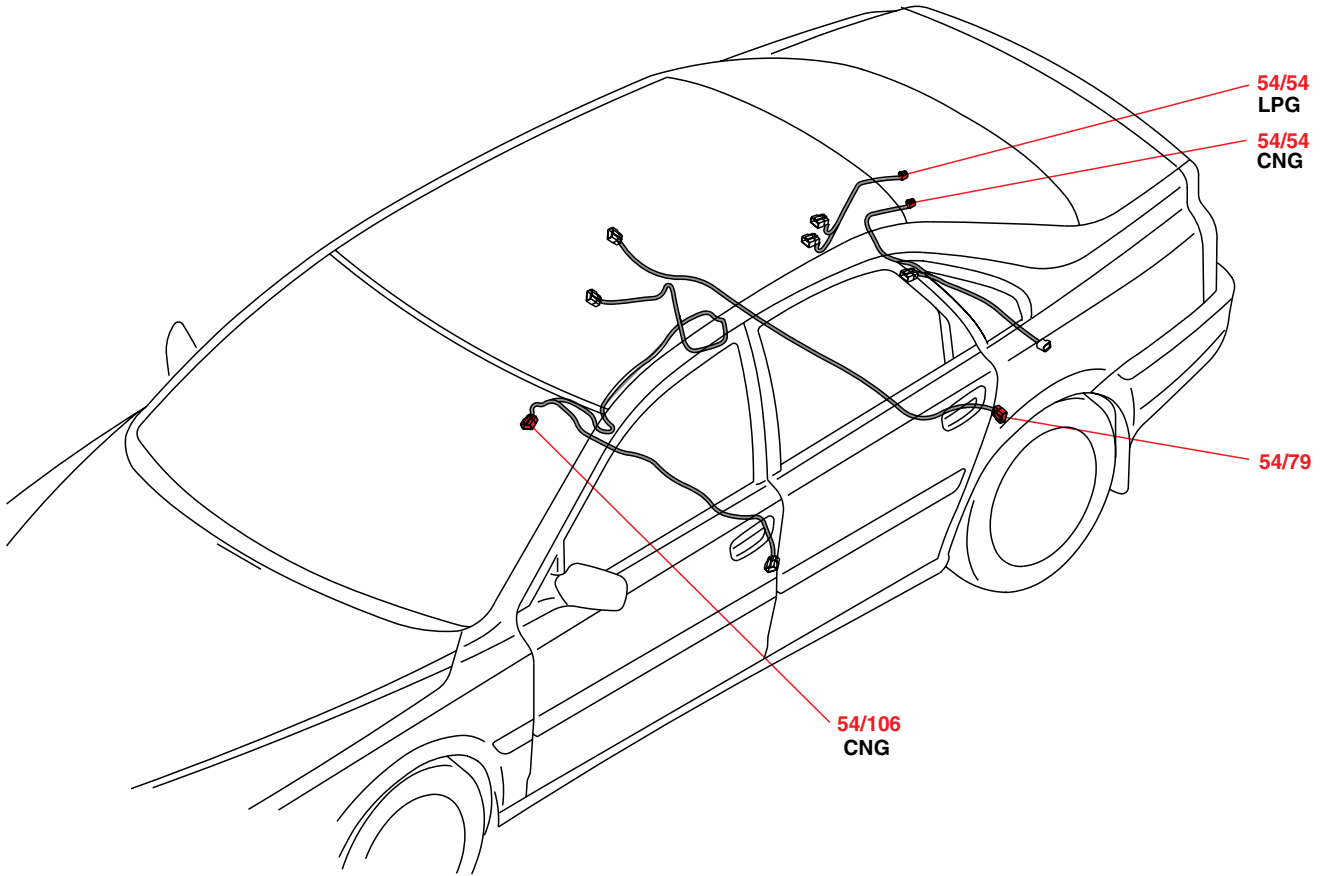


Cable harness routing in vehicle

Door harness



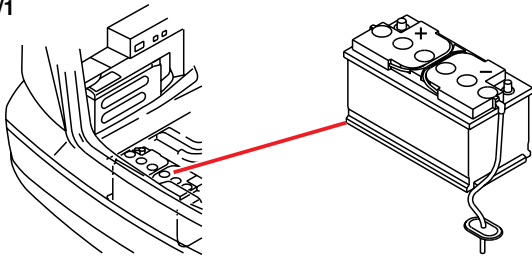
Cable harness routing in vehicle Bifuel harness



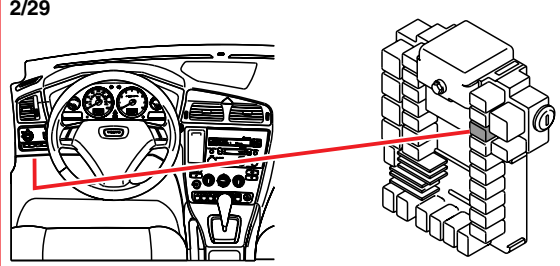
Component illustrations

1/1 - 2/34

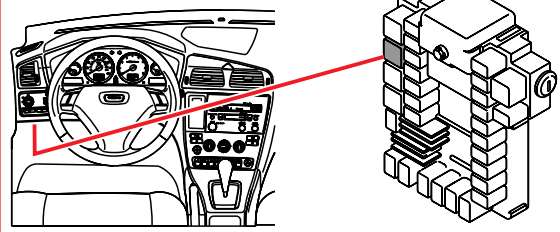
1/1



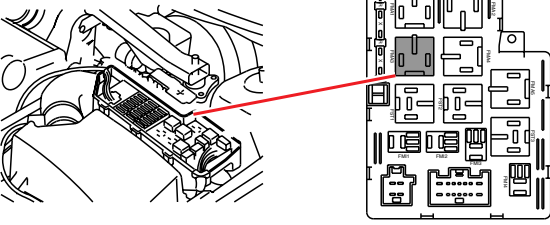
2/29



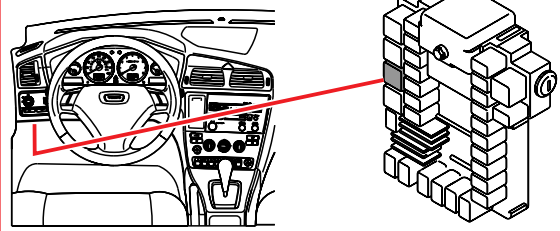
2/30



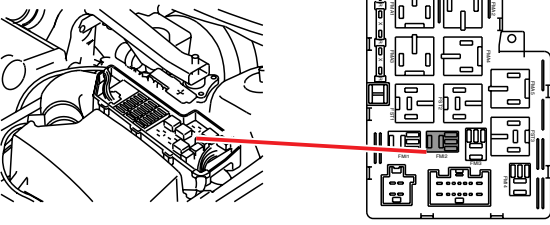
2/14



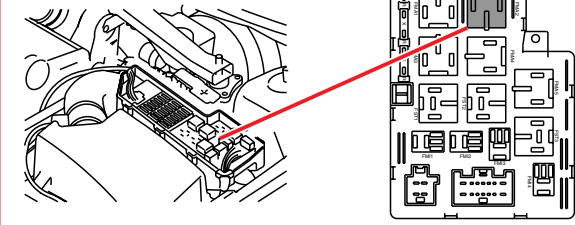
2/31



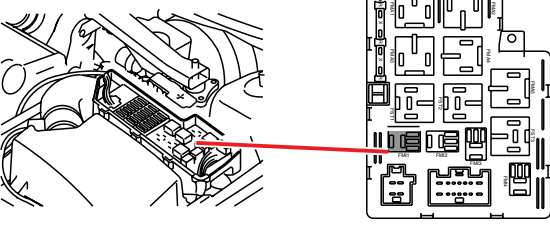
2/17



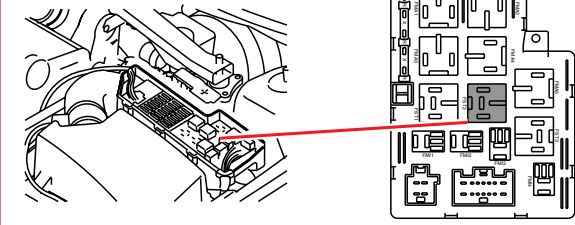
2/32



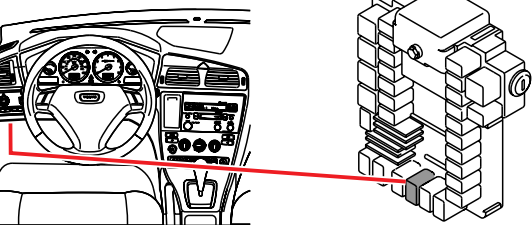
2/22



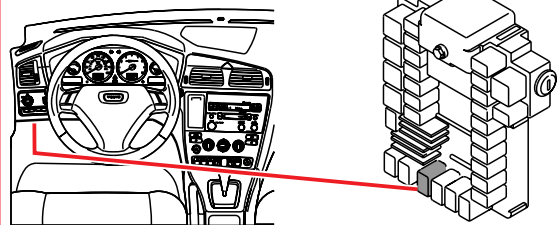
2/33



2/23

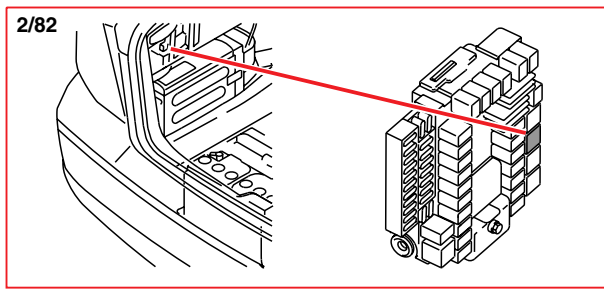
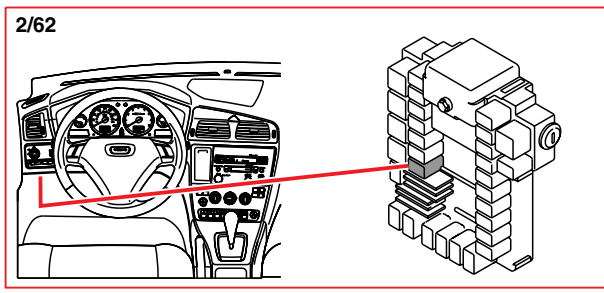
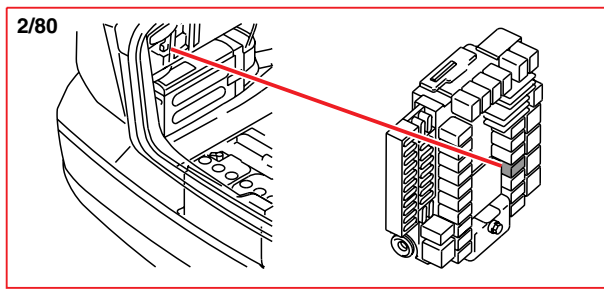
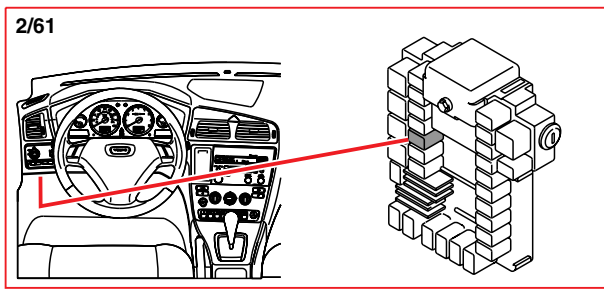
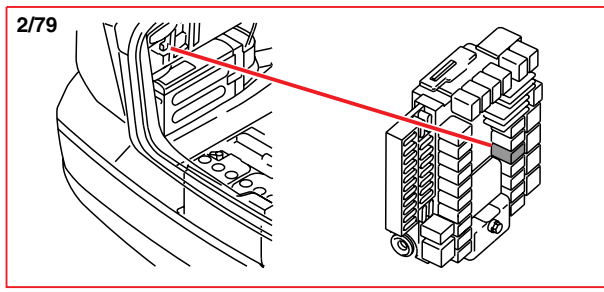
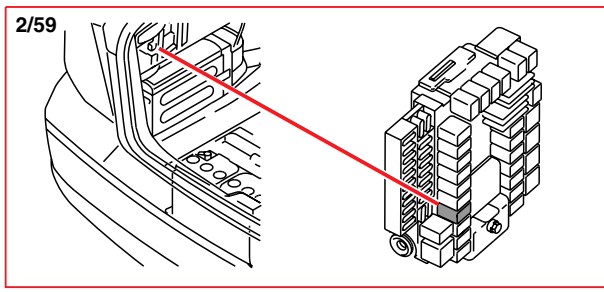
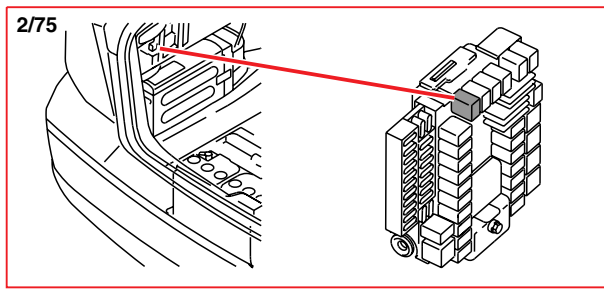
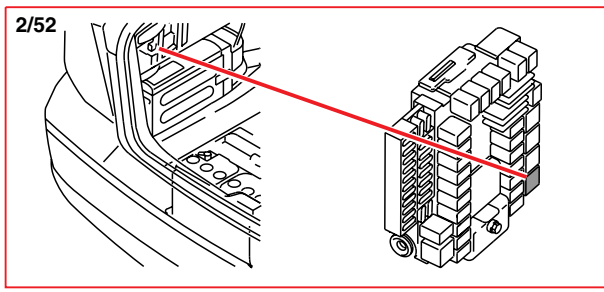
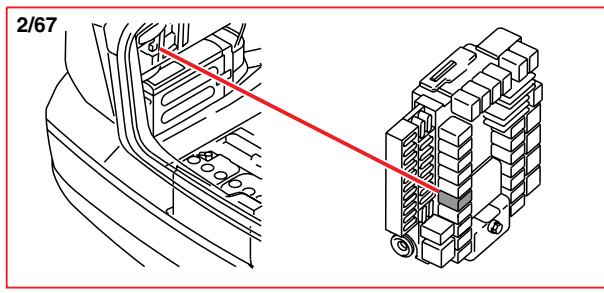
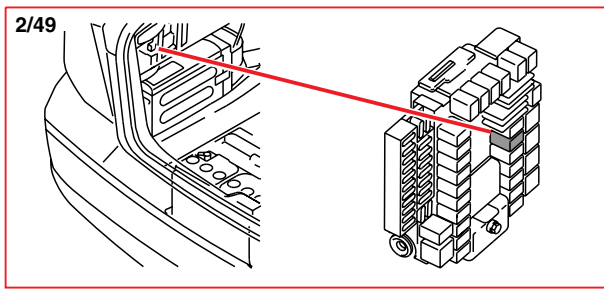
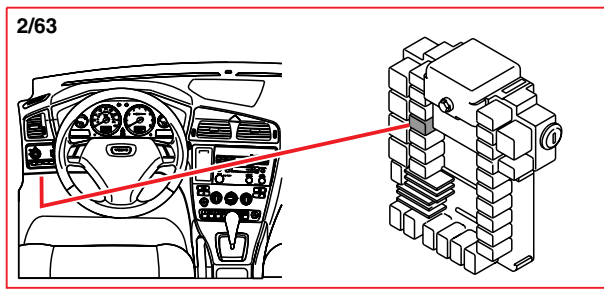
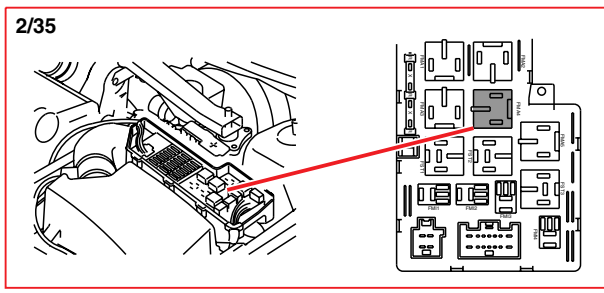


2/34



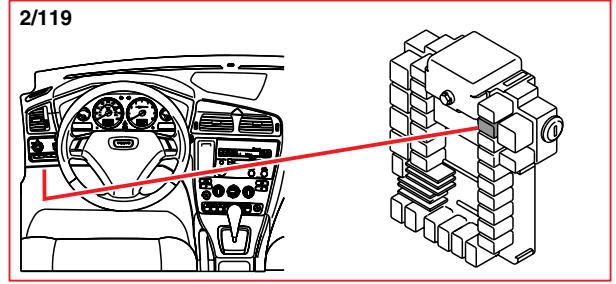
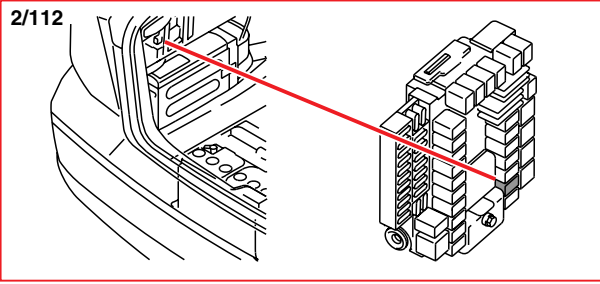
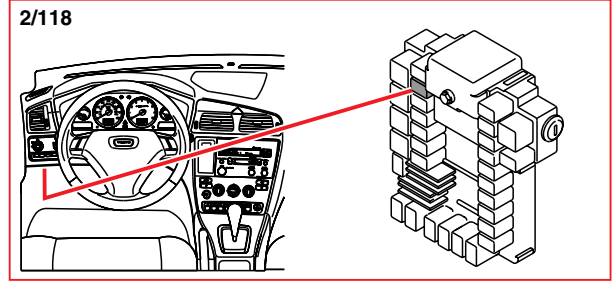
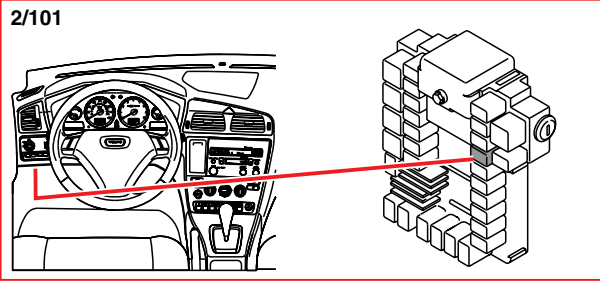
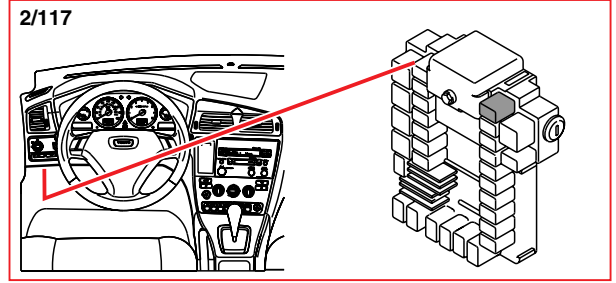
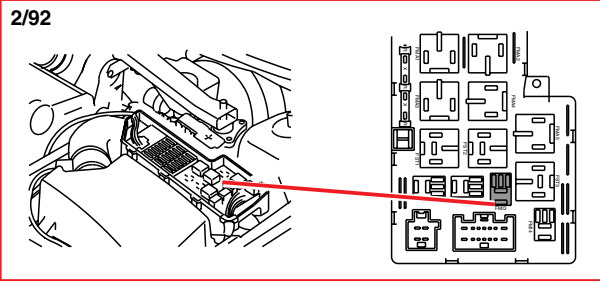
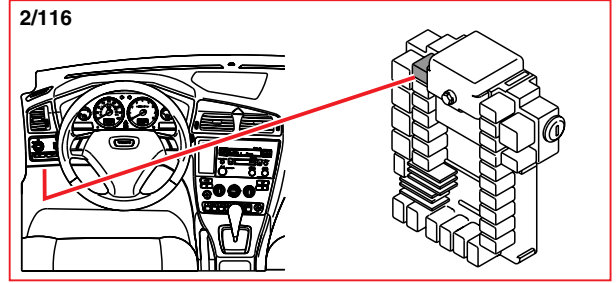
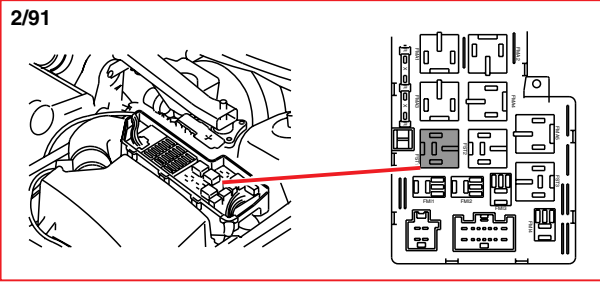
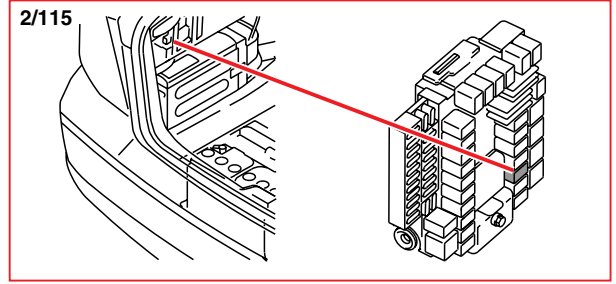
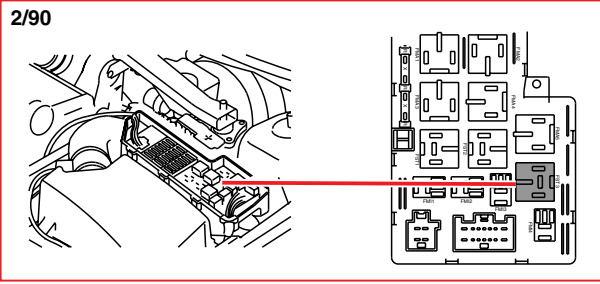
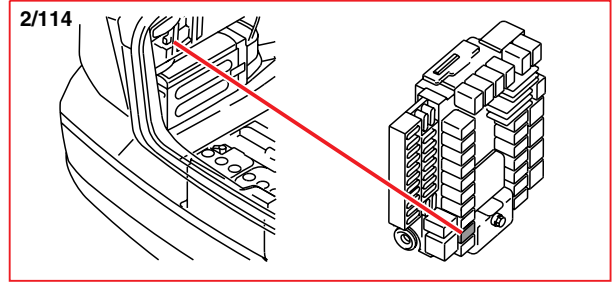
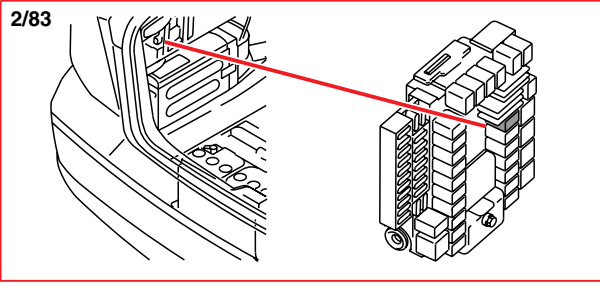
Component illustrations

2/35 - 2/82



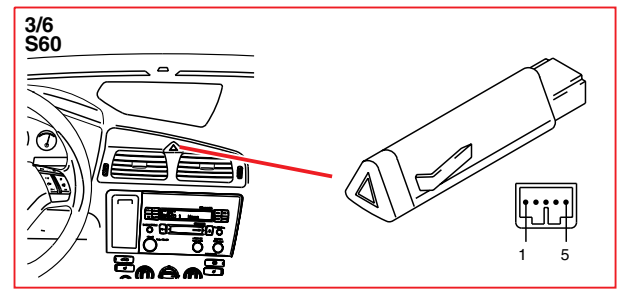
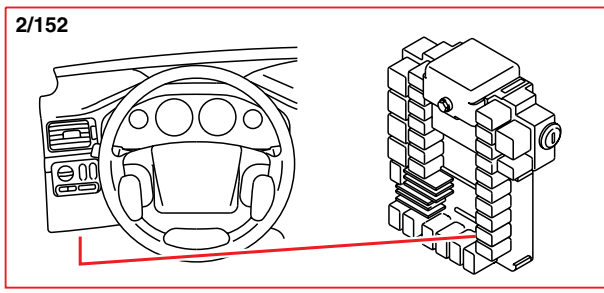
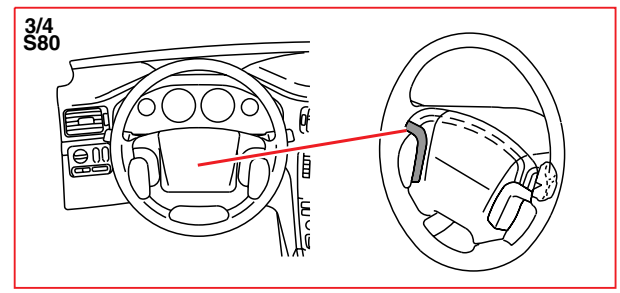
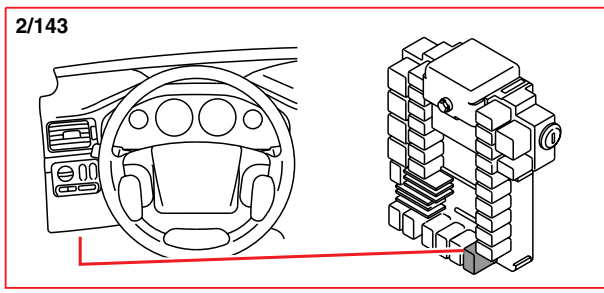
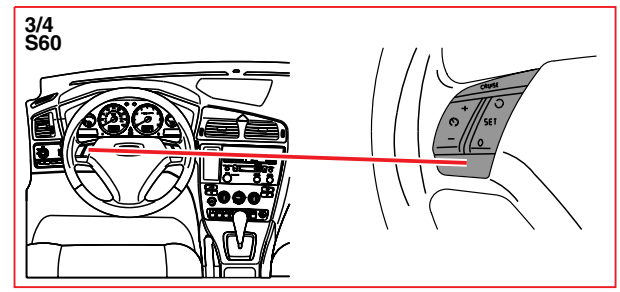
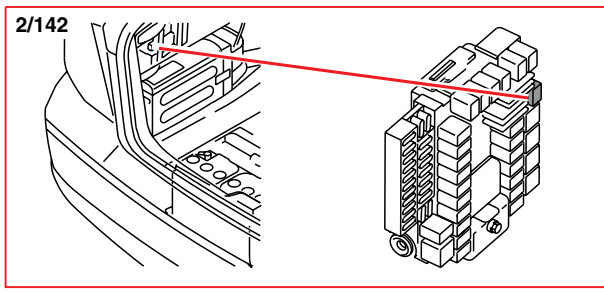
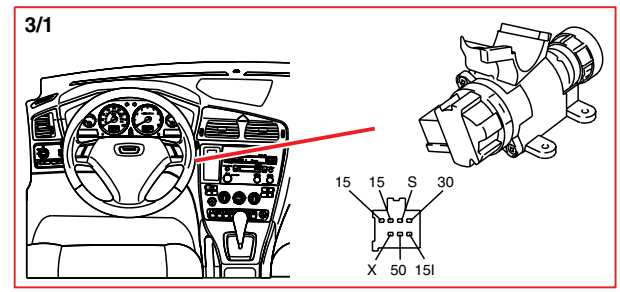
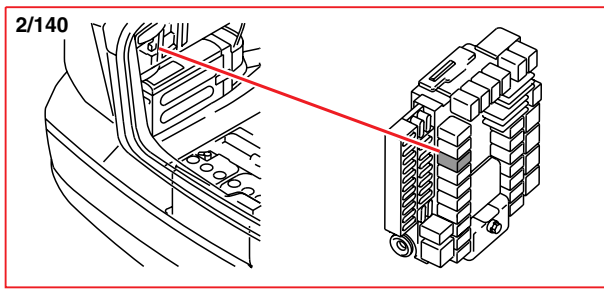
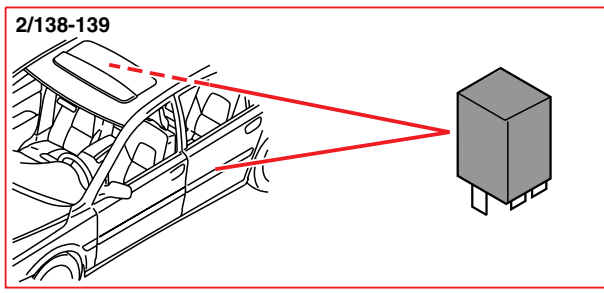
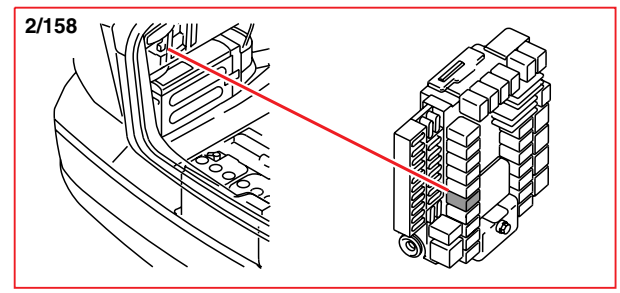
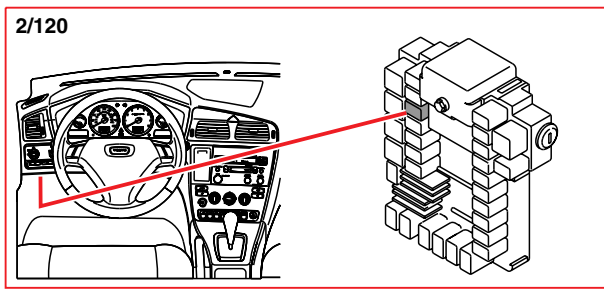
Component illustrations

2/83 - 2/119



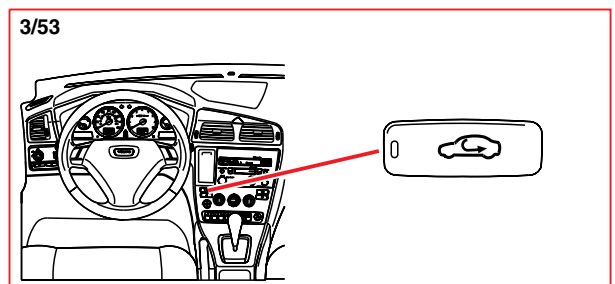
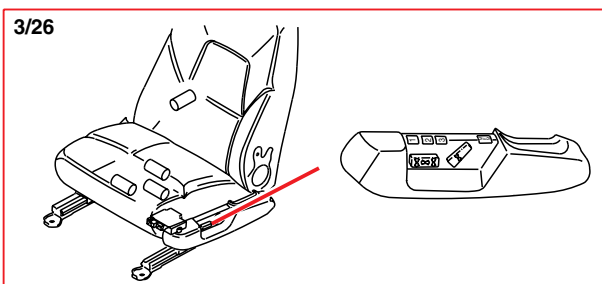
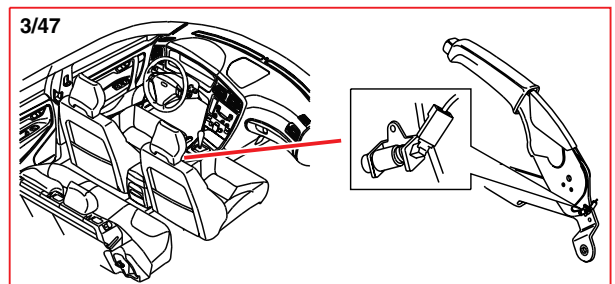
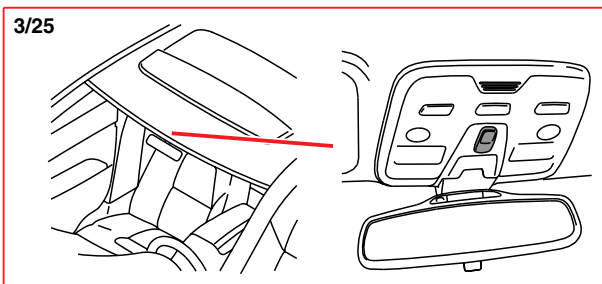
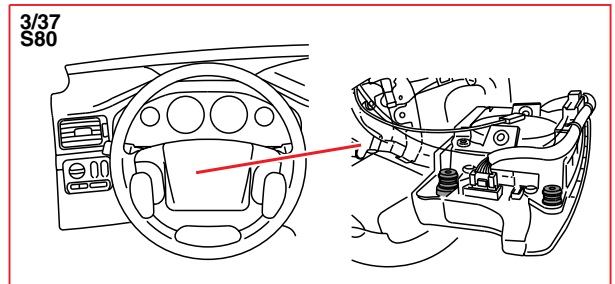
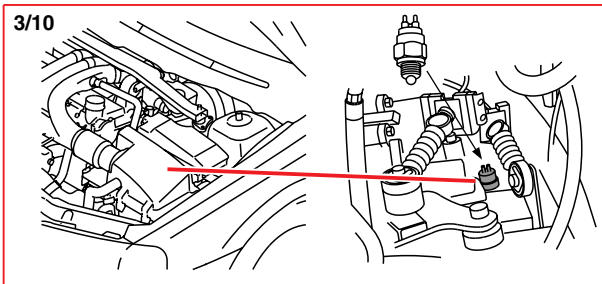
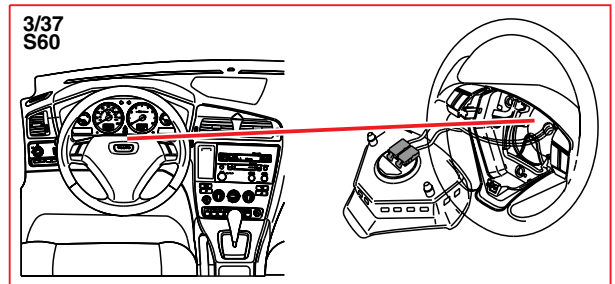
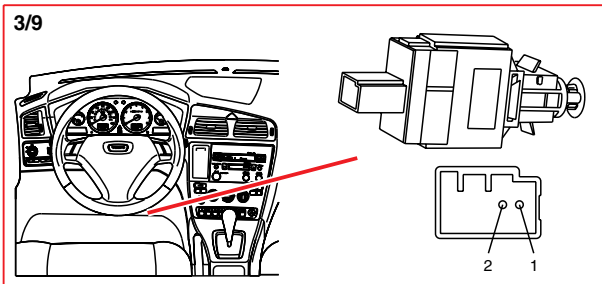
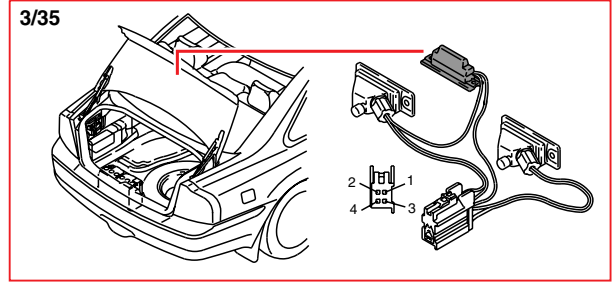
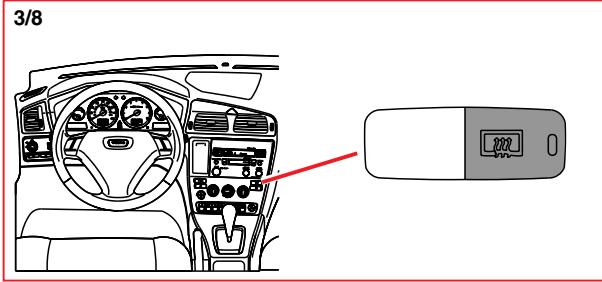
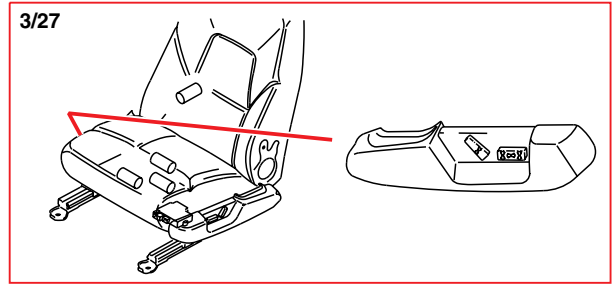
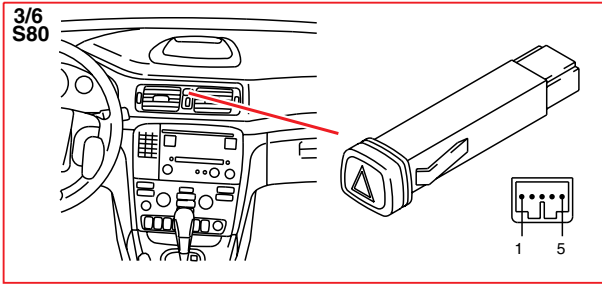
Component illustrations

2/120 - 3/6



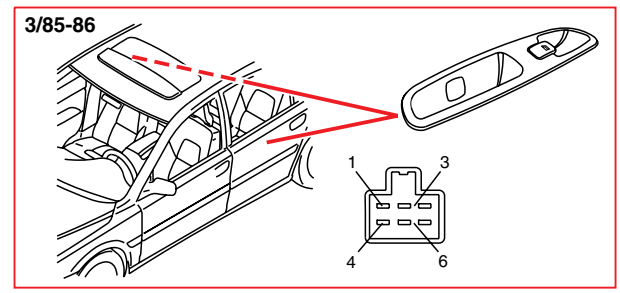
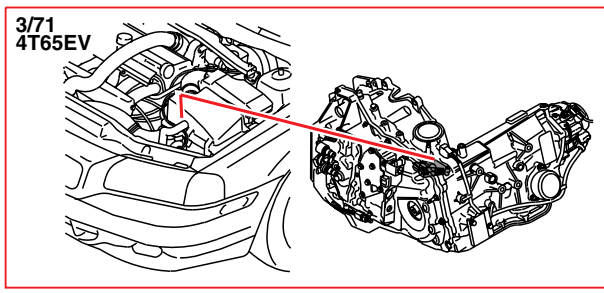
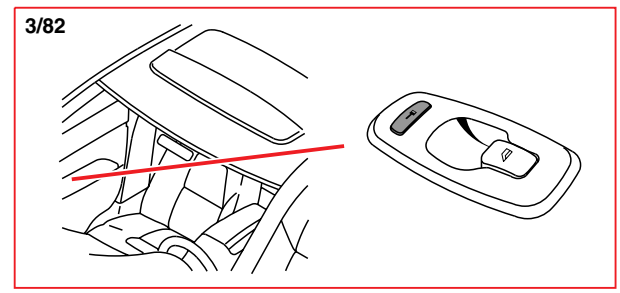
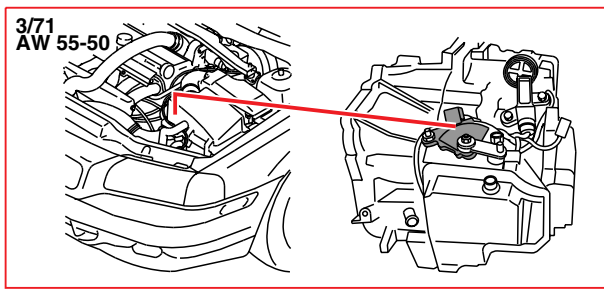
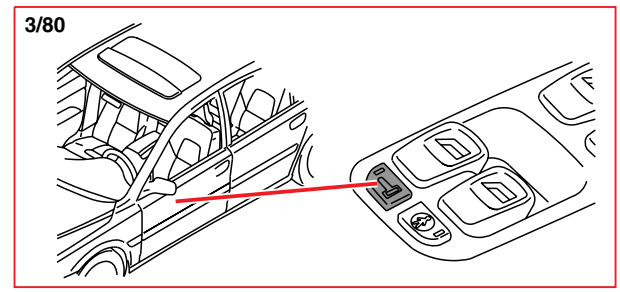
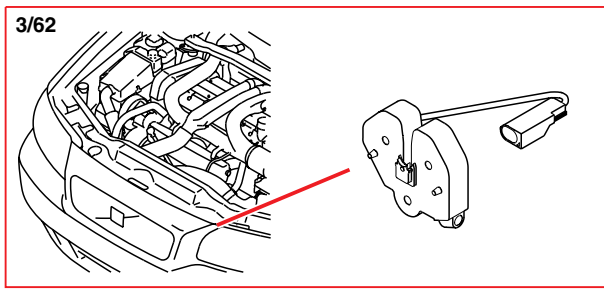
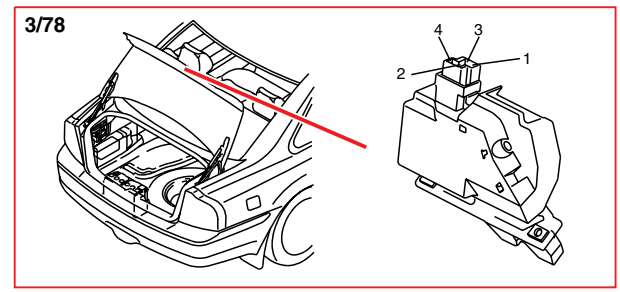
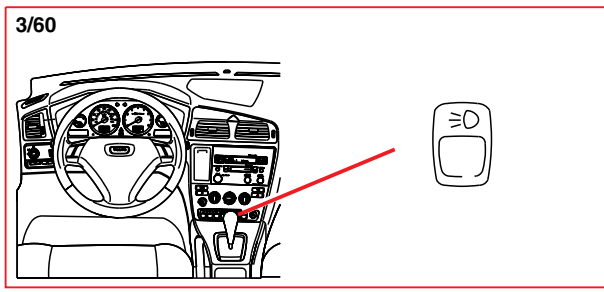
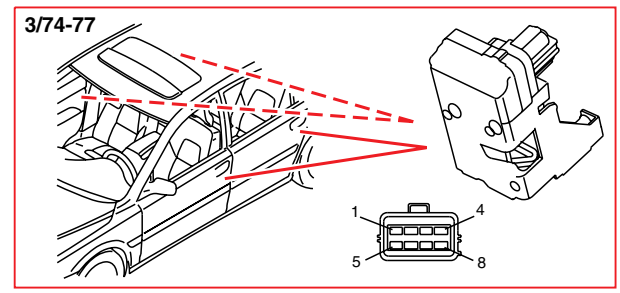
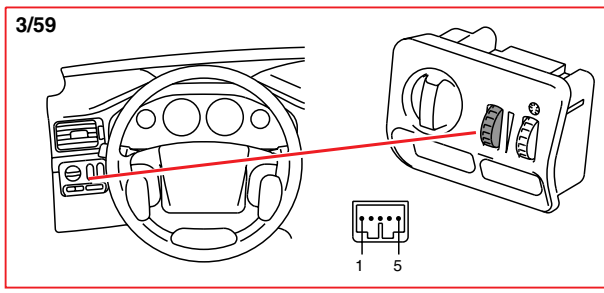
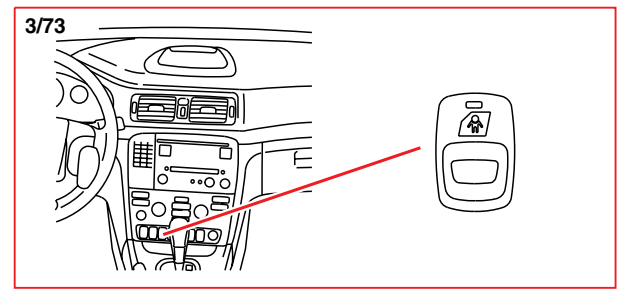
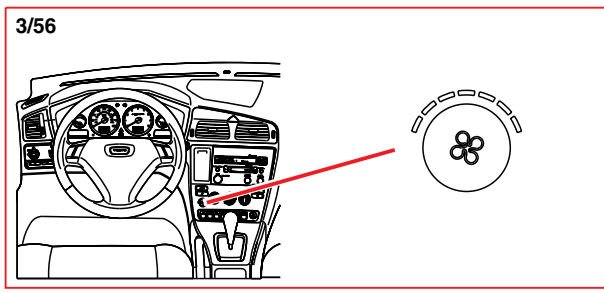
Component illustrations

3/6 - 3/53



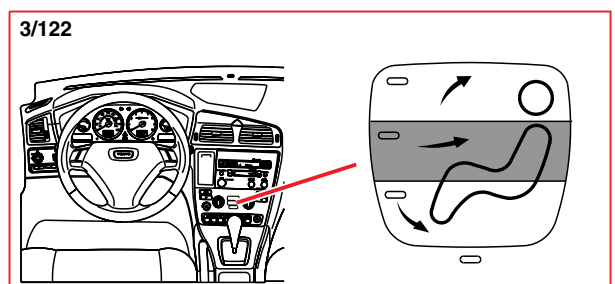
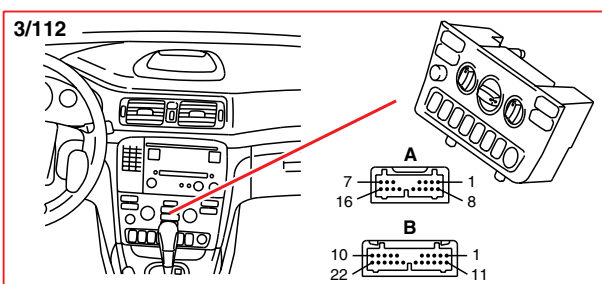
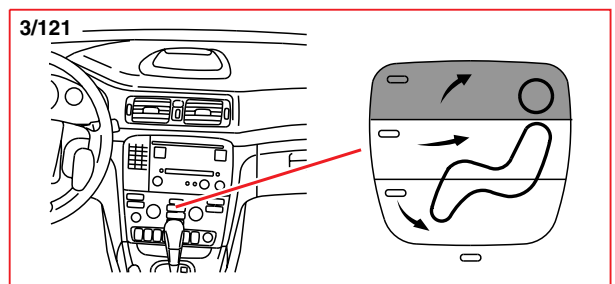
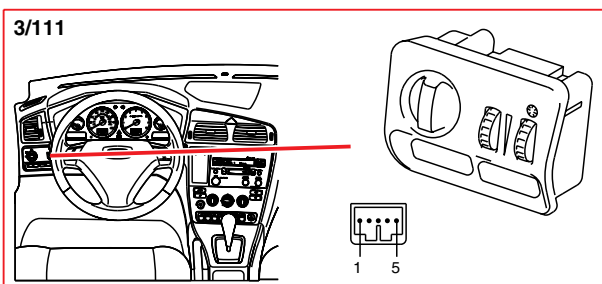
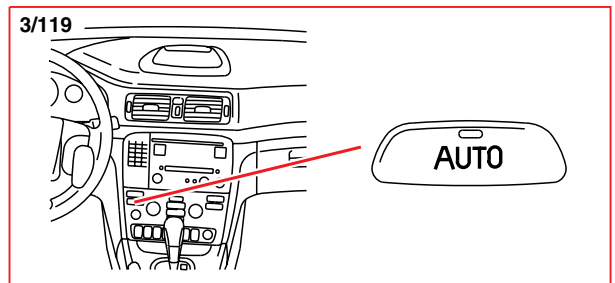
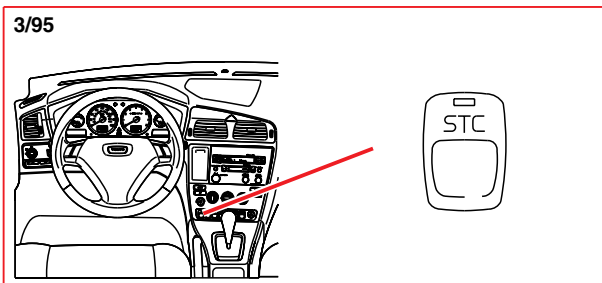
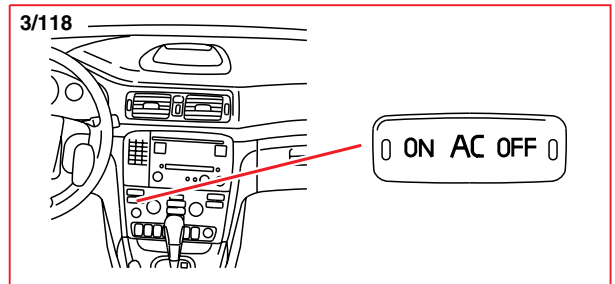
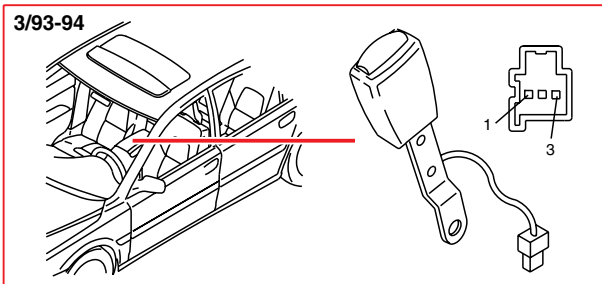
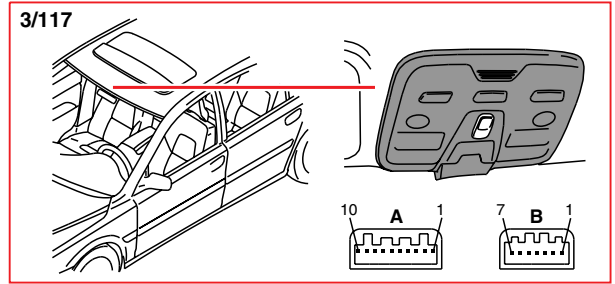
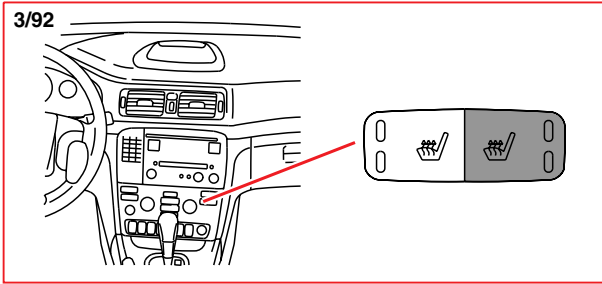
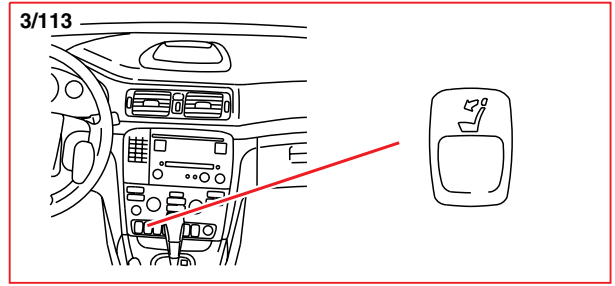
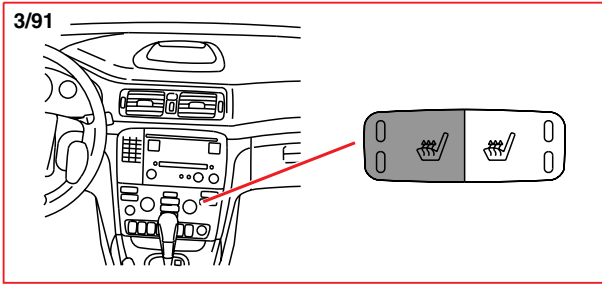
Component illustrations

3/56 - 3/86



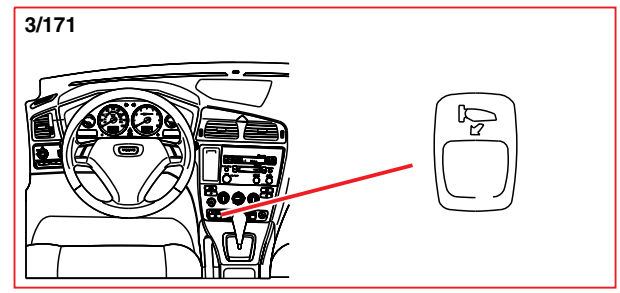
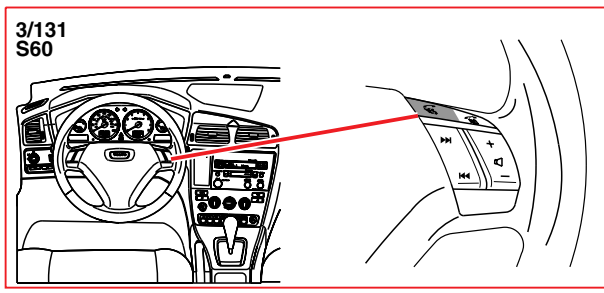
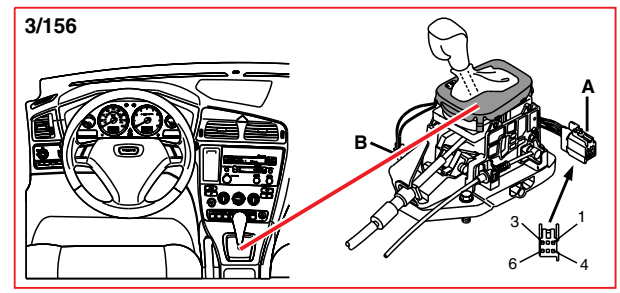
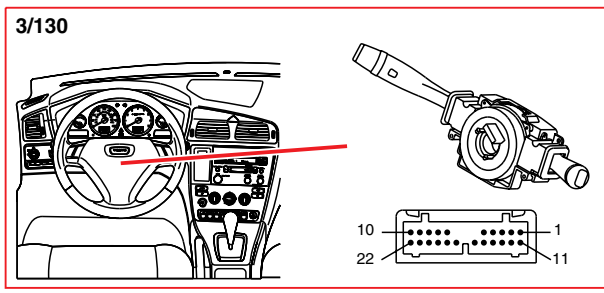
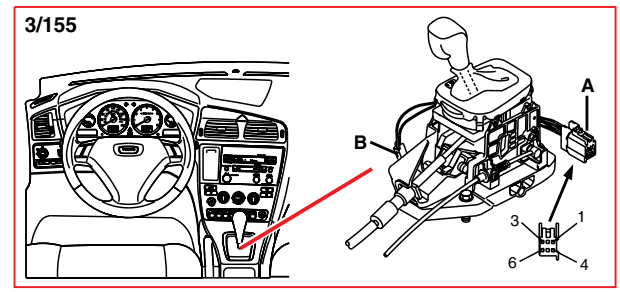
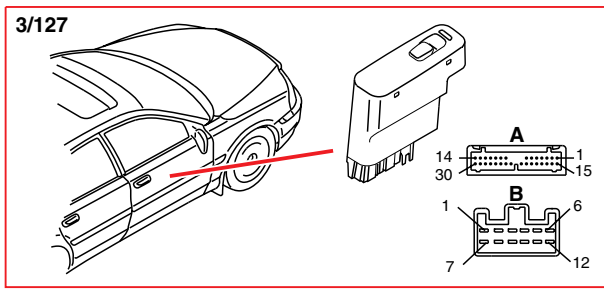
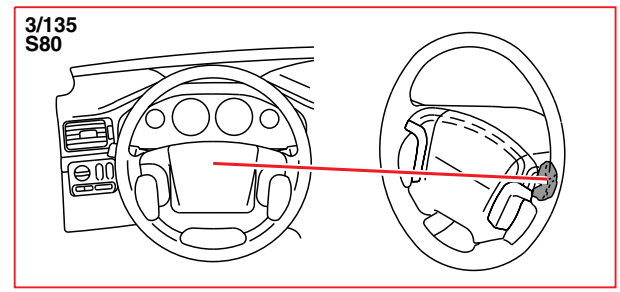
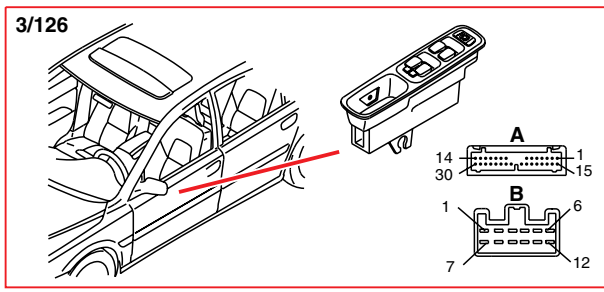
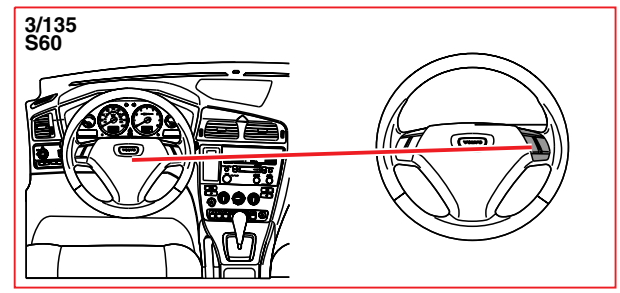
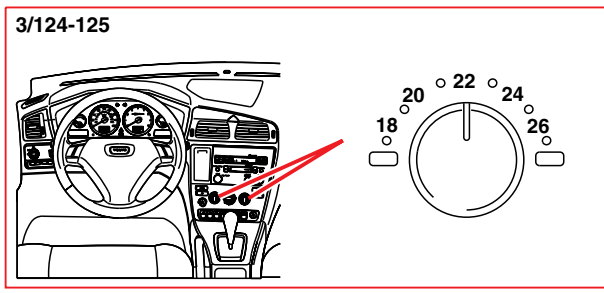
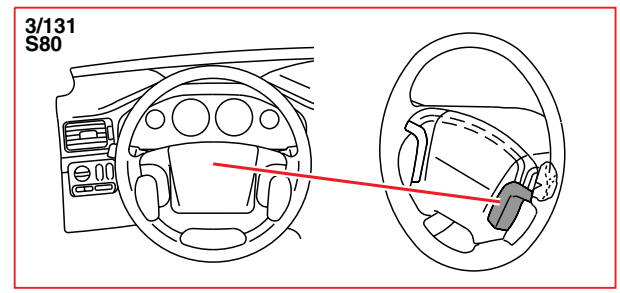
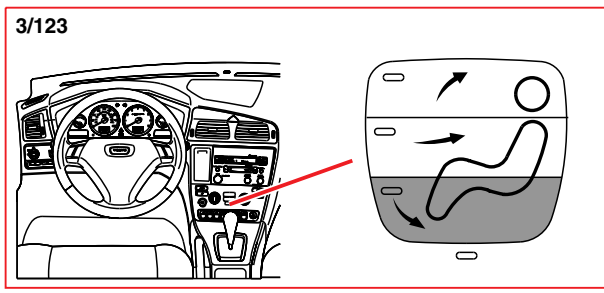
Component illustrations

3/91 - 3/122



Component illustrations

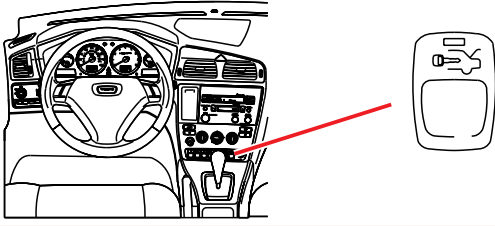
3/123 - 3/171



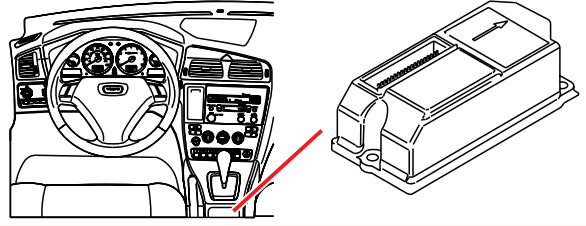
Component illustrations

3/173 - 4/46

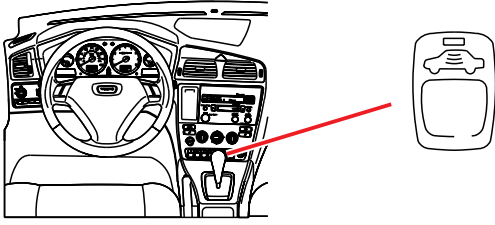
3/173



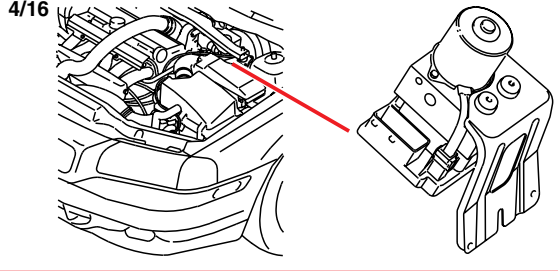
4/9



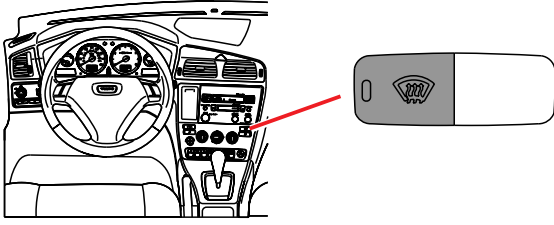
3/174



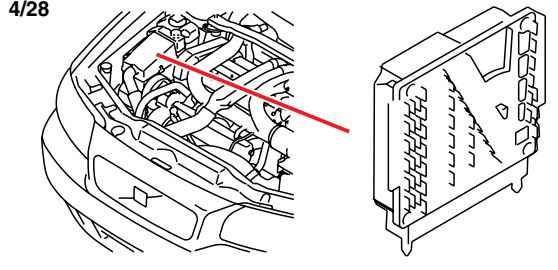
4/16



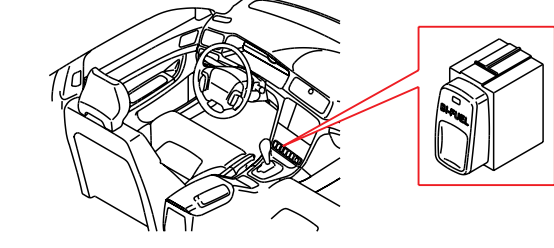
3/183



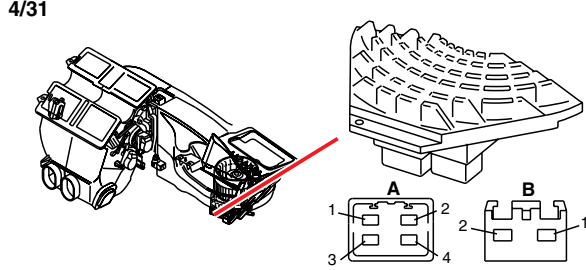
4/28



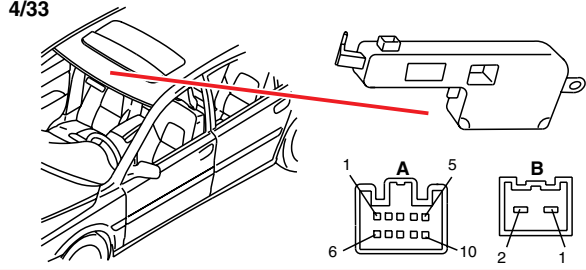
3/184



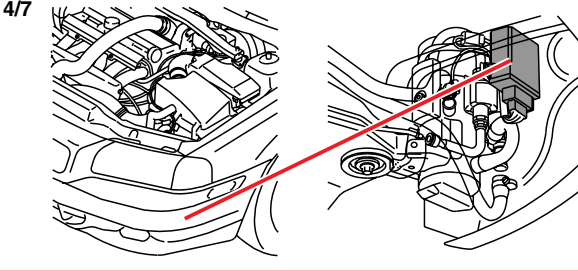
4/31



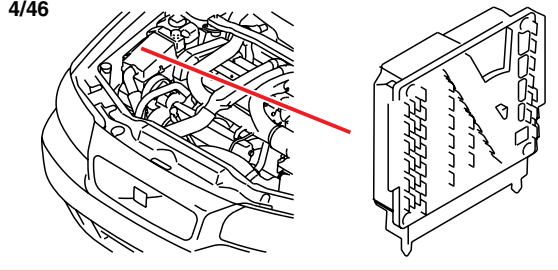
4/33



4/7

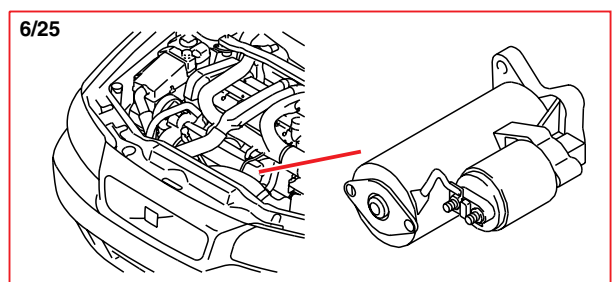
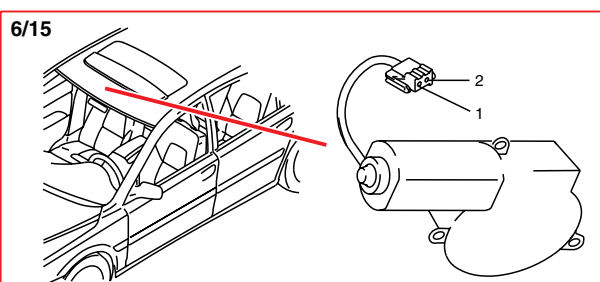
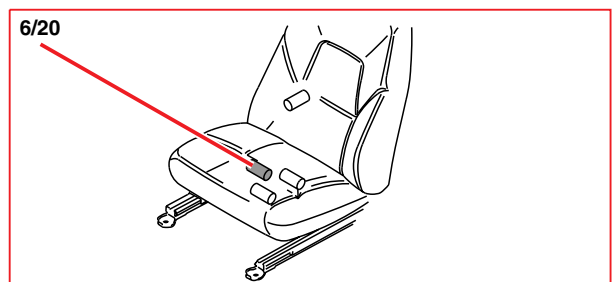
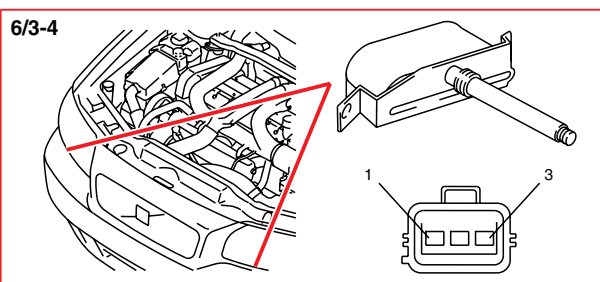
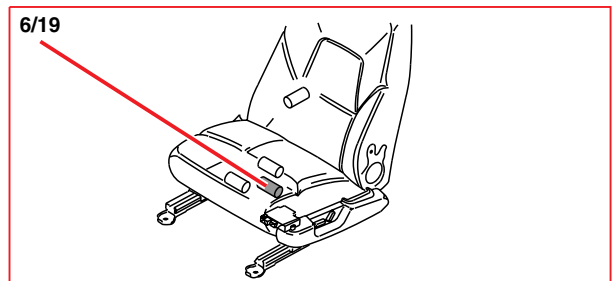
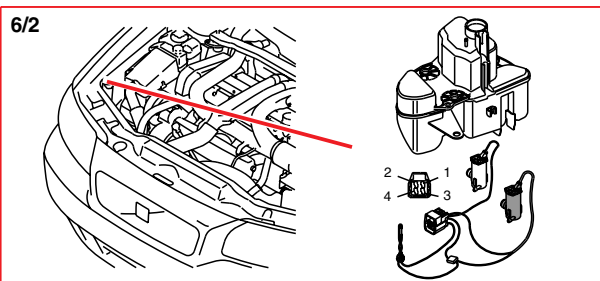
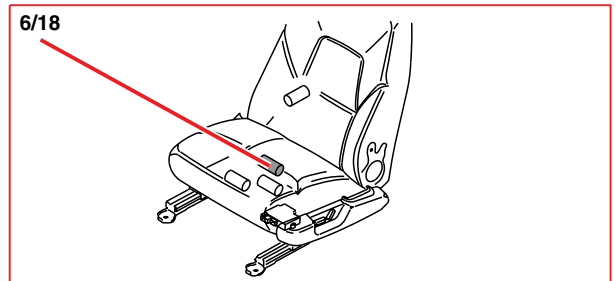
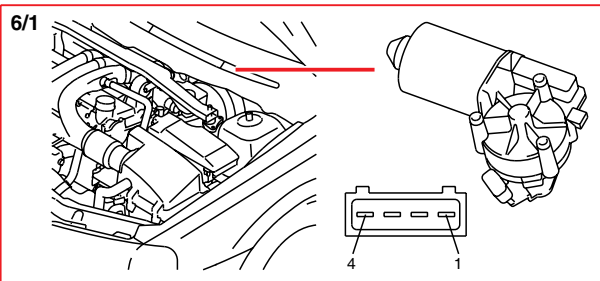
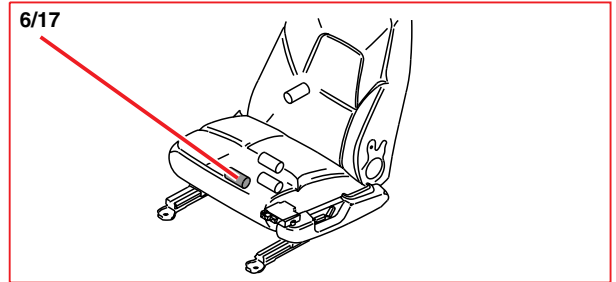
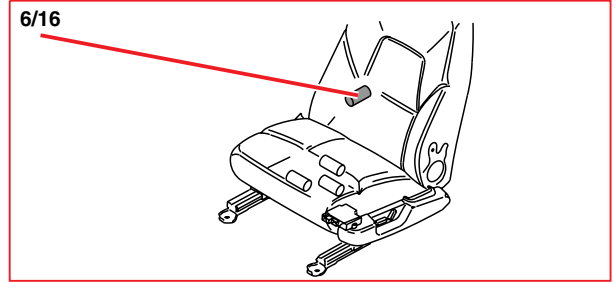
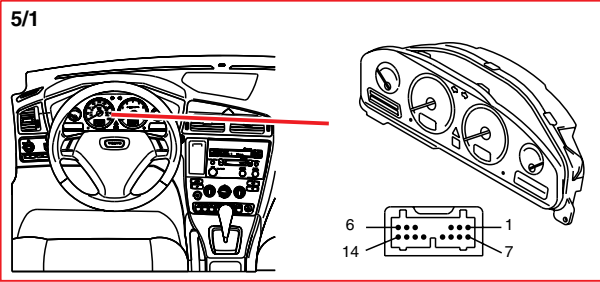


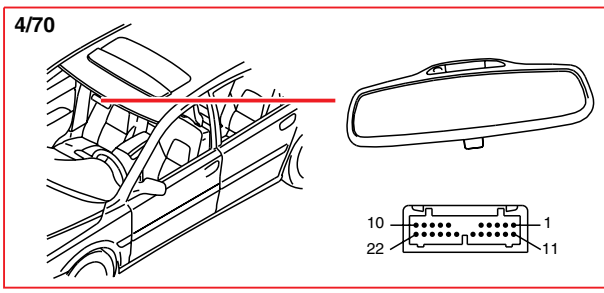
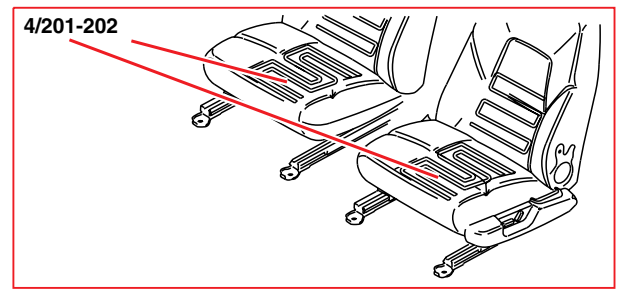
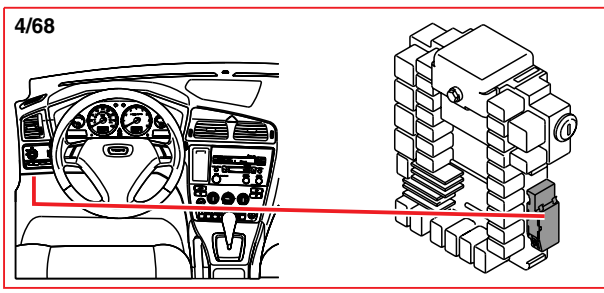
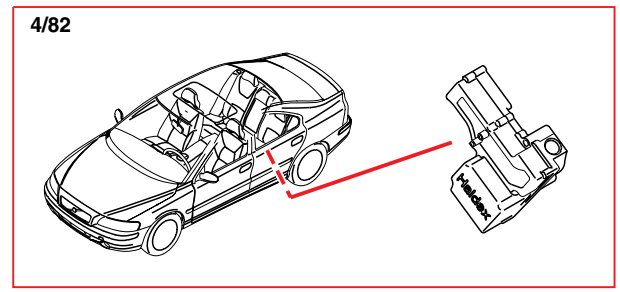
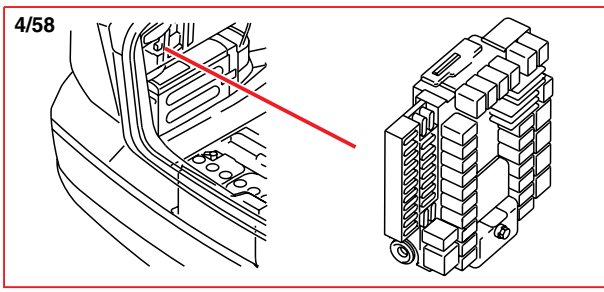
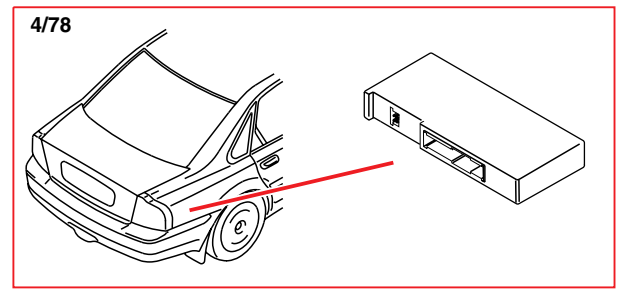
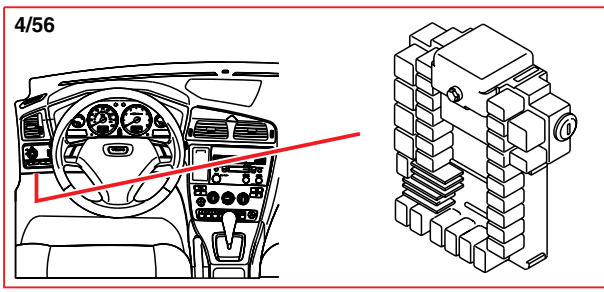
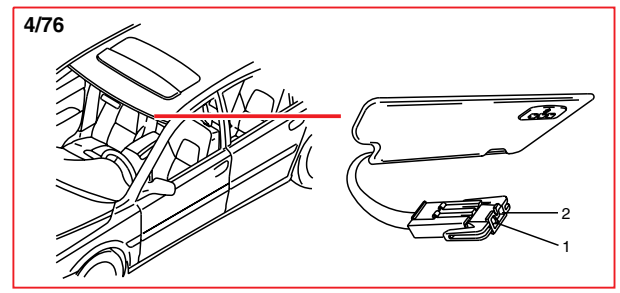
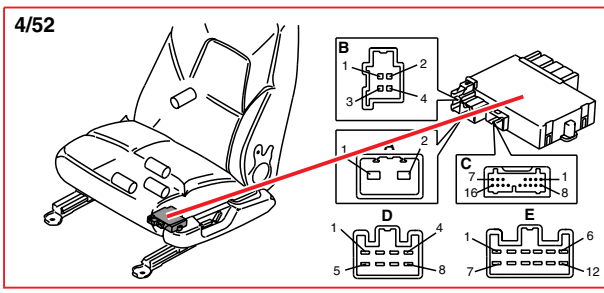
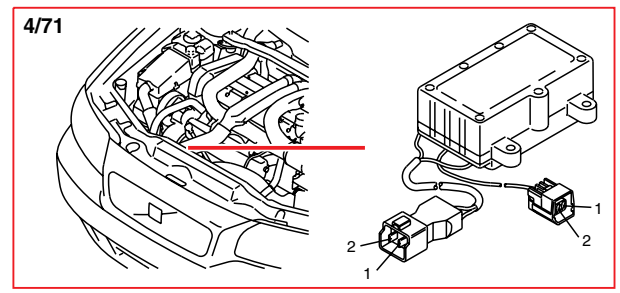
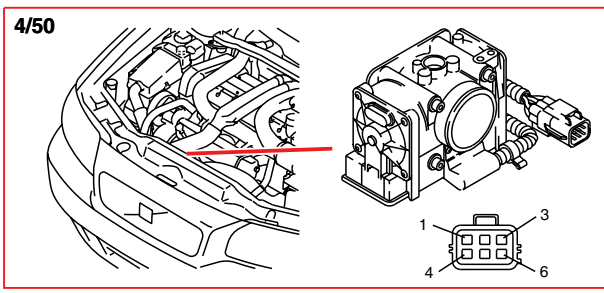
4/46



Component illustrations

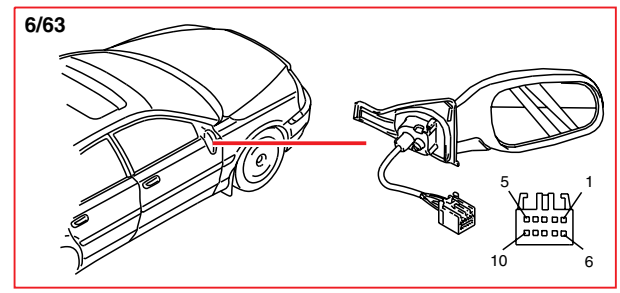
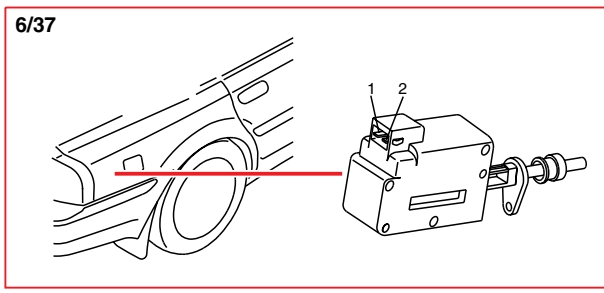
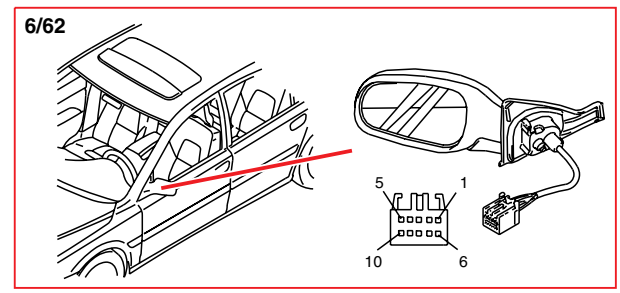
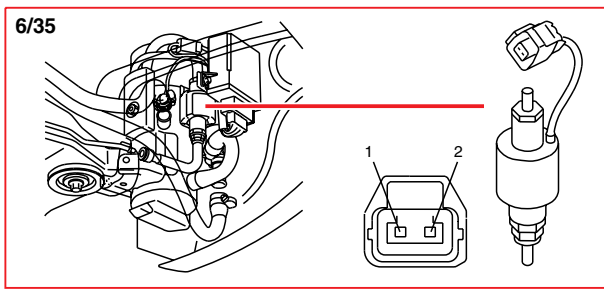
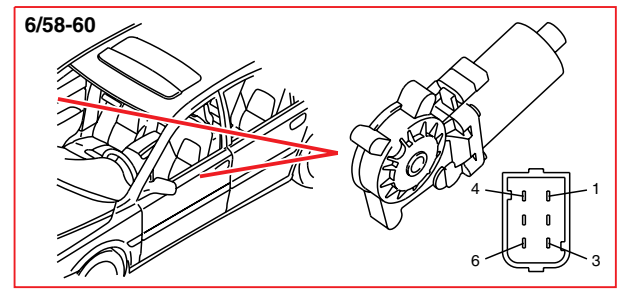
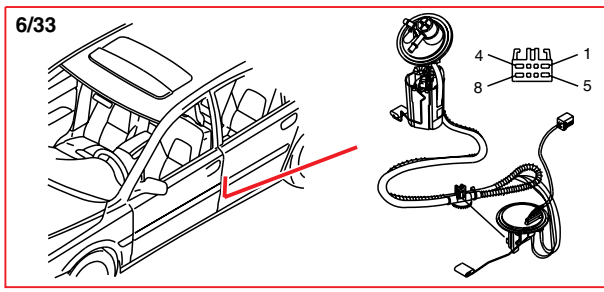
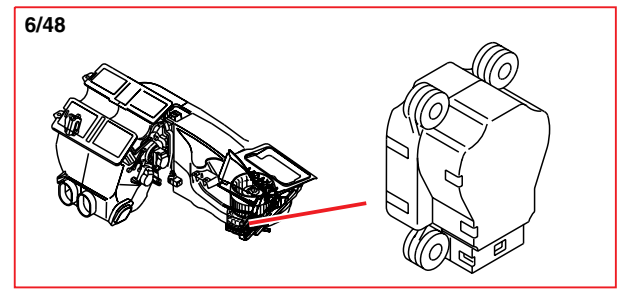
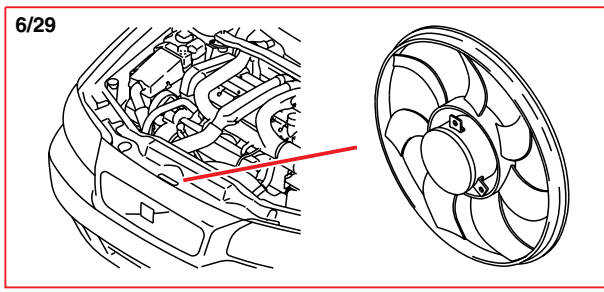
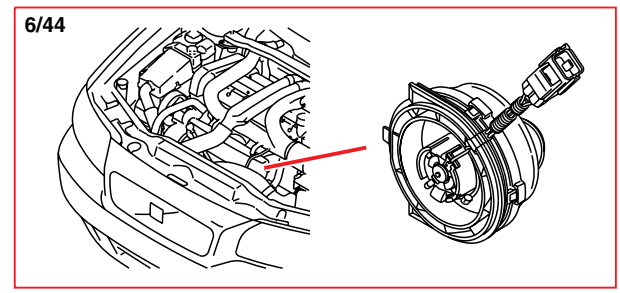
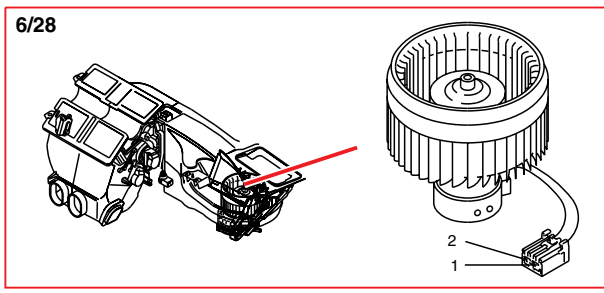
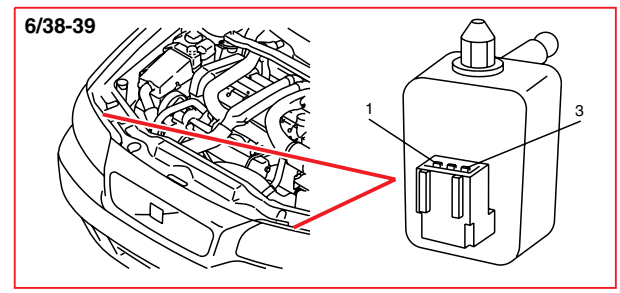
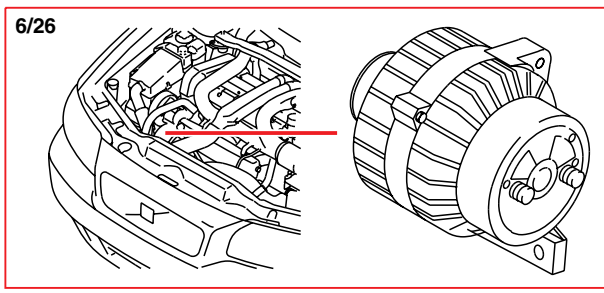
5/1 - 6/25





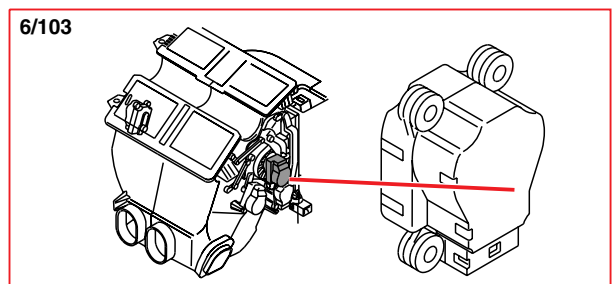
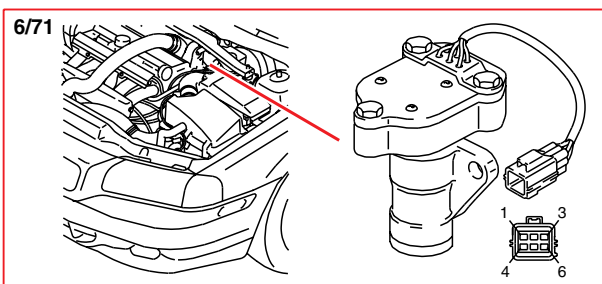
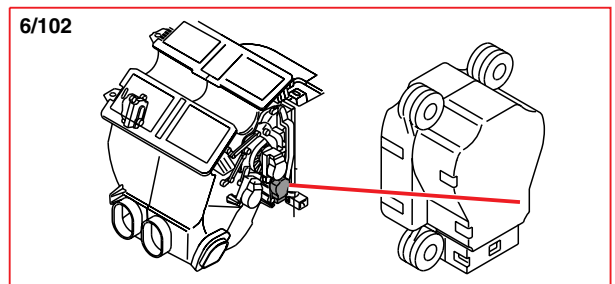
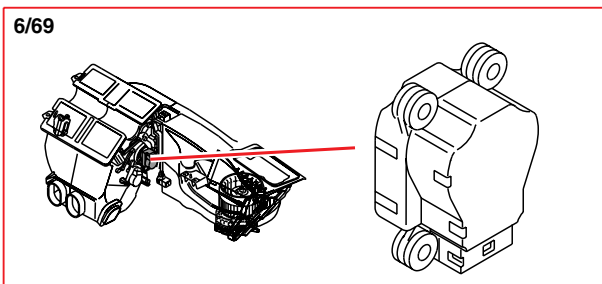
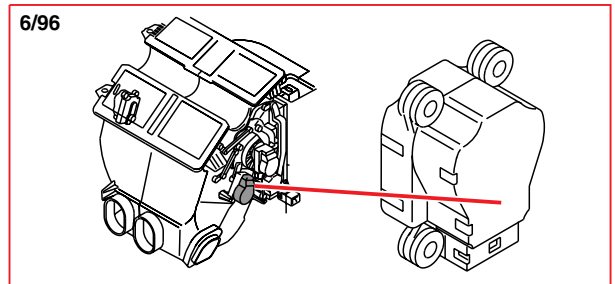
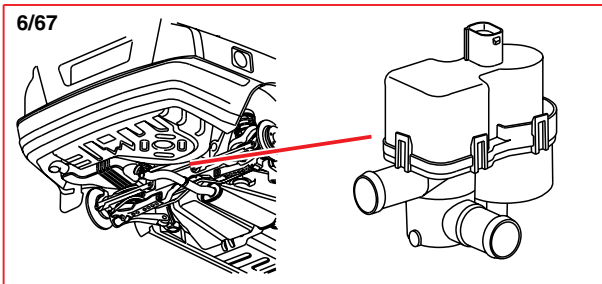
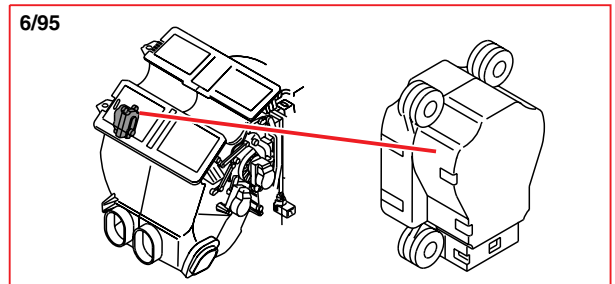
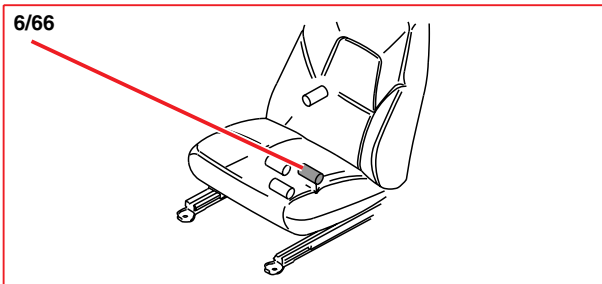
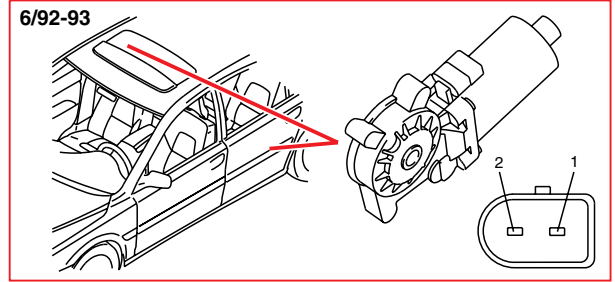
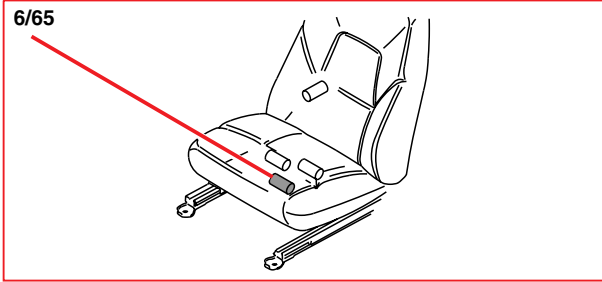
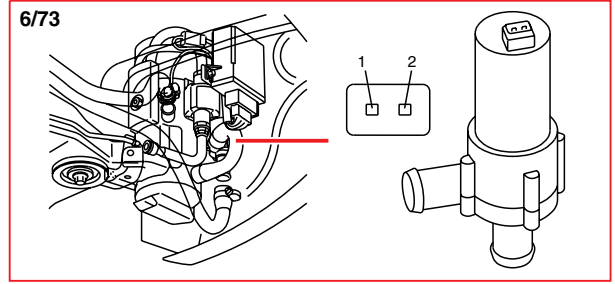
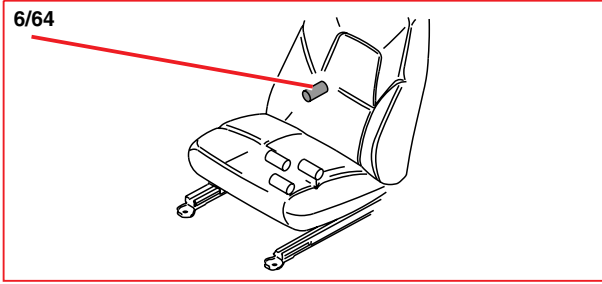
Component illustrations

6/26 - 6/63



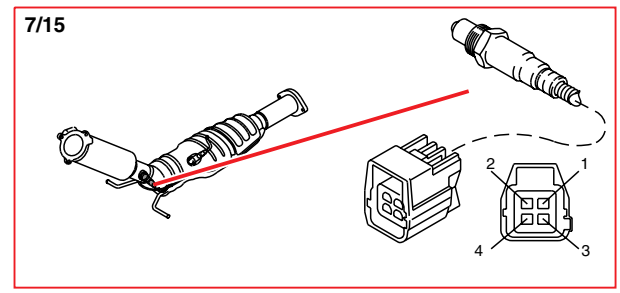
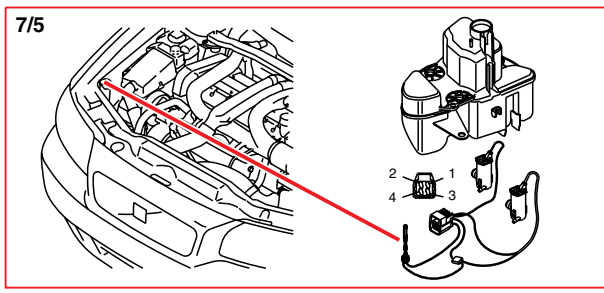
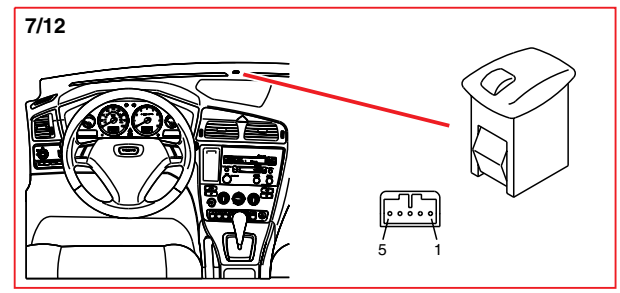
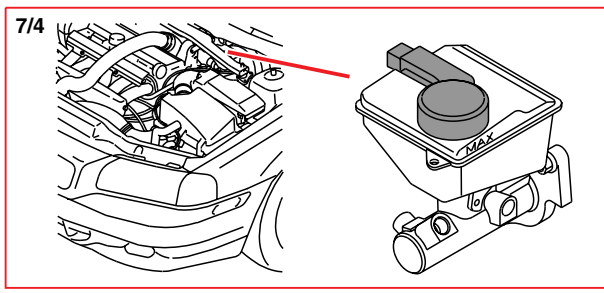
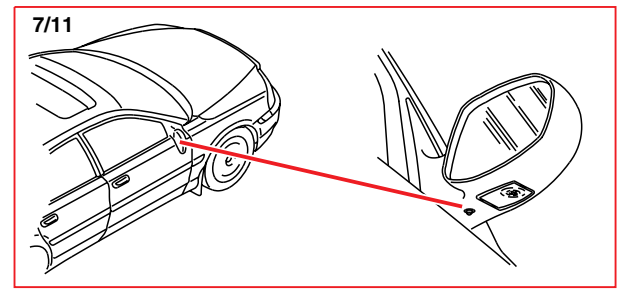
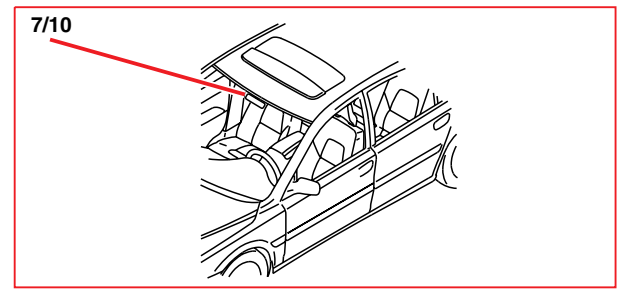
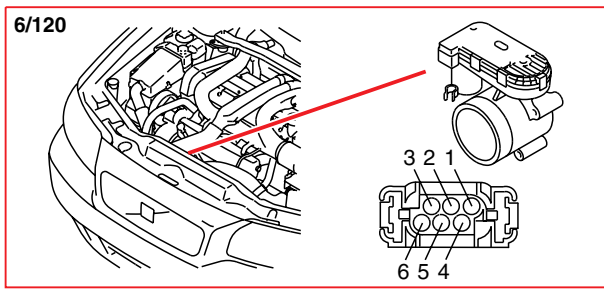
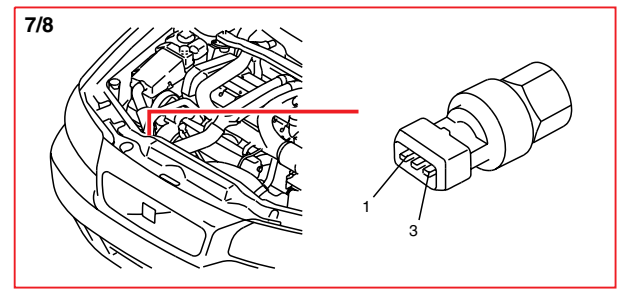
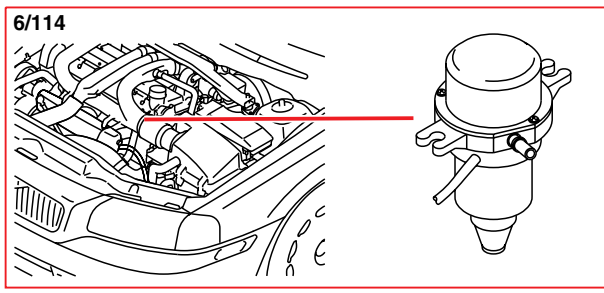
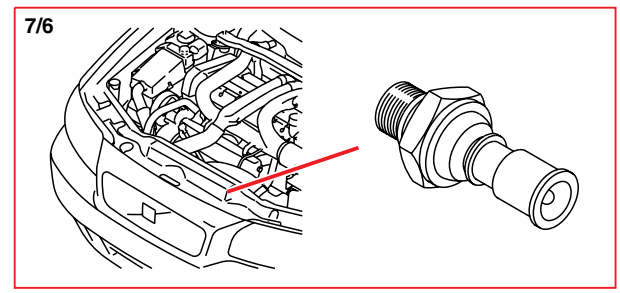
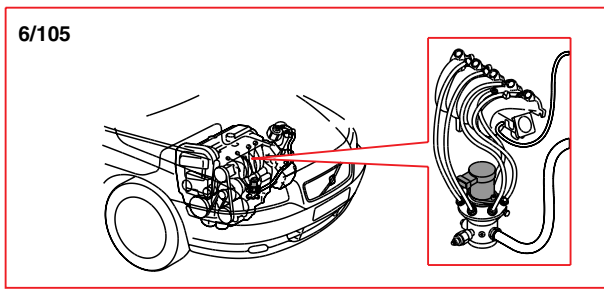
Component illustrations

6/64 - 6/103



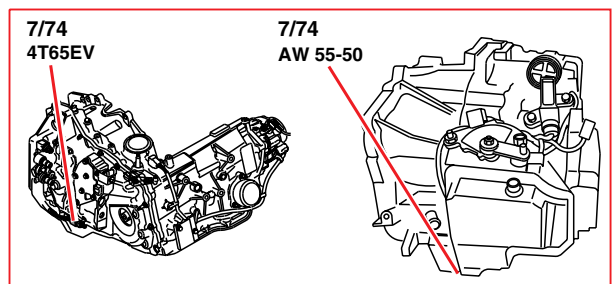
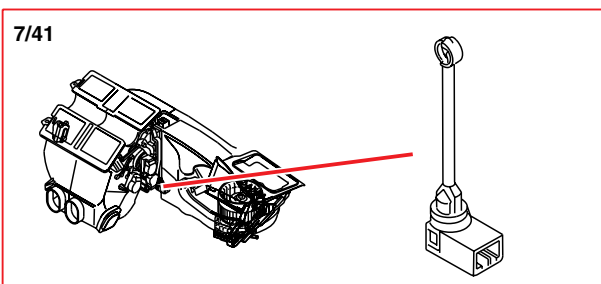
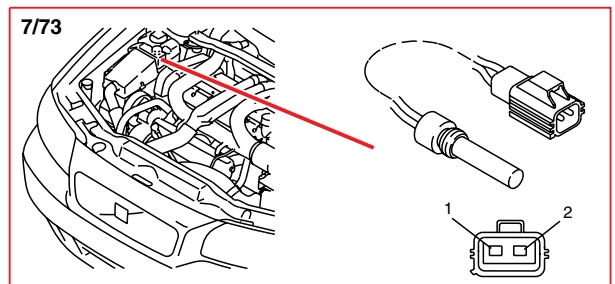
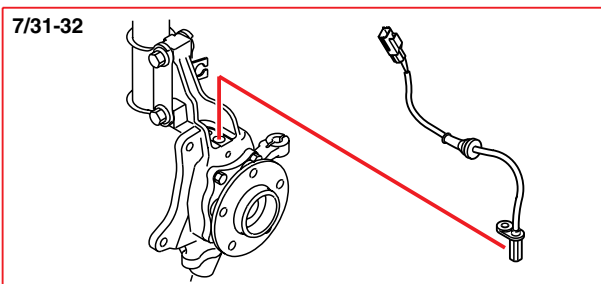
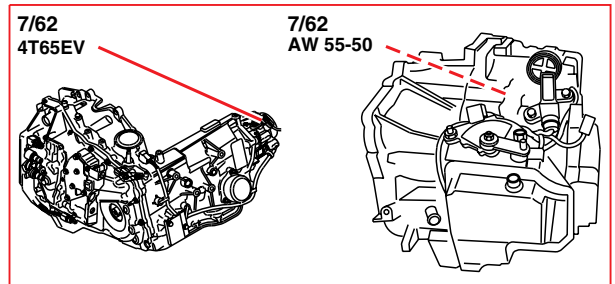
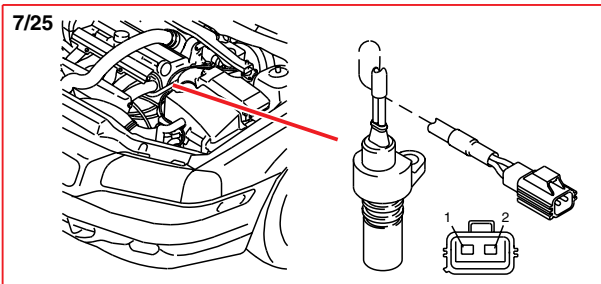
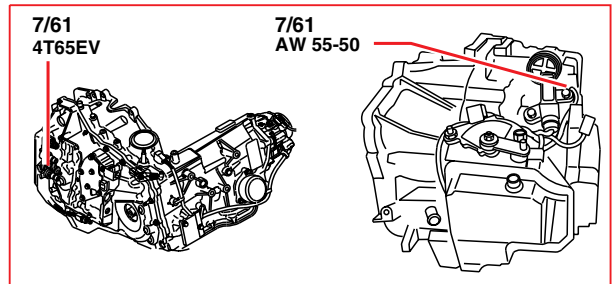
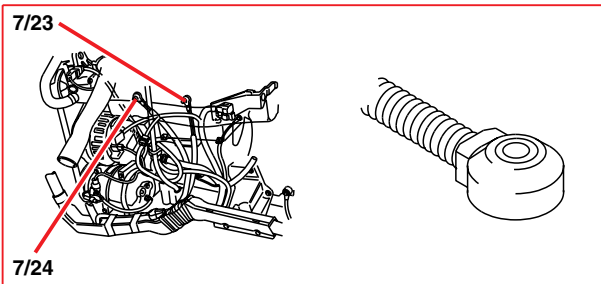
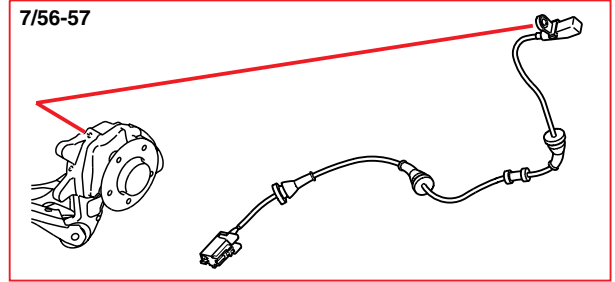
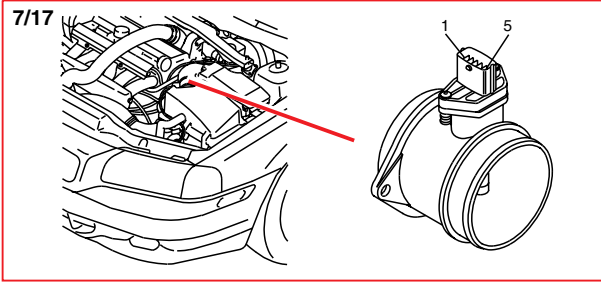
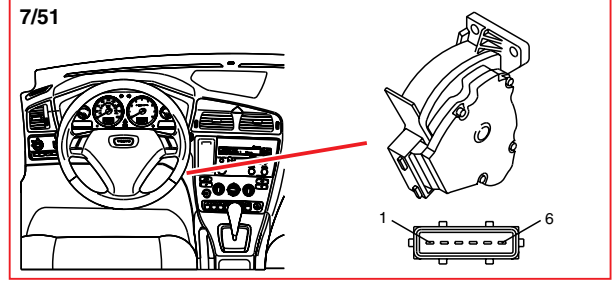
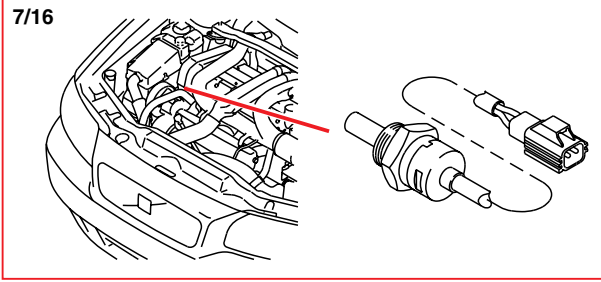
Component illustrations

6/105 - 7/15



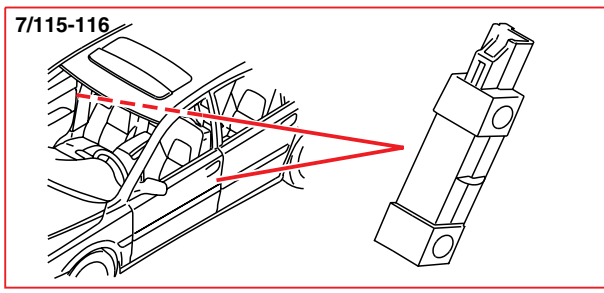
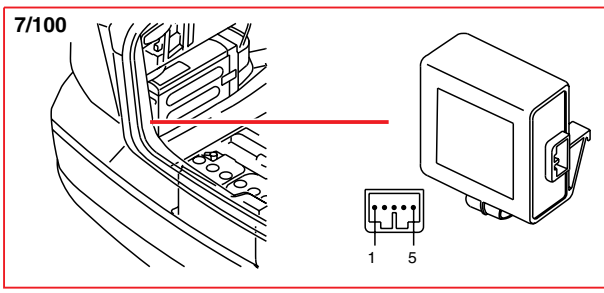
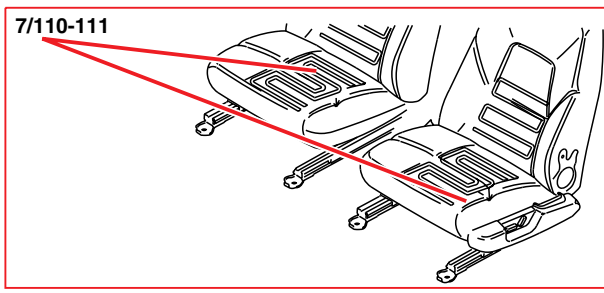
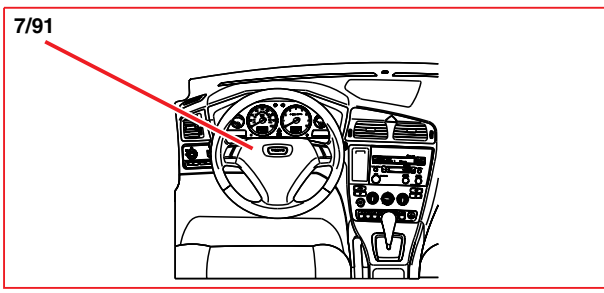
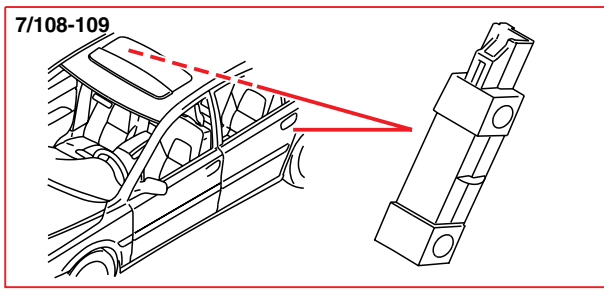
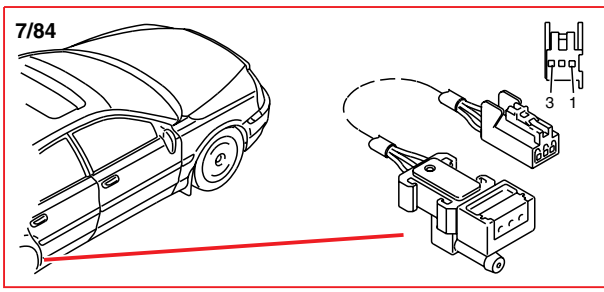
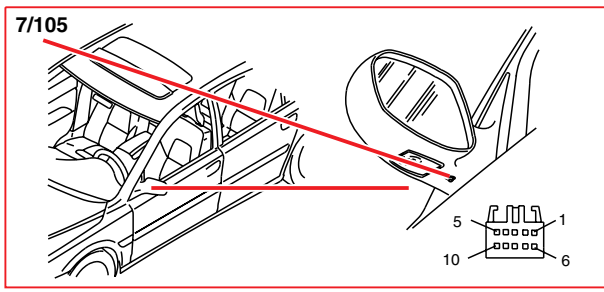
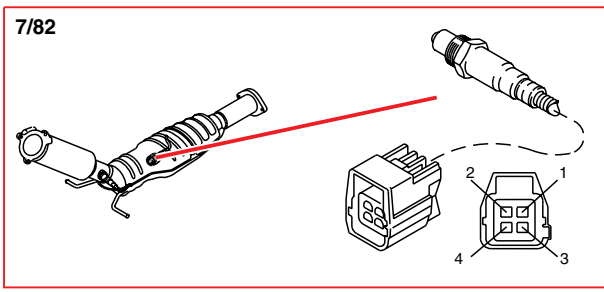
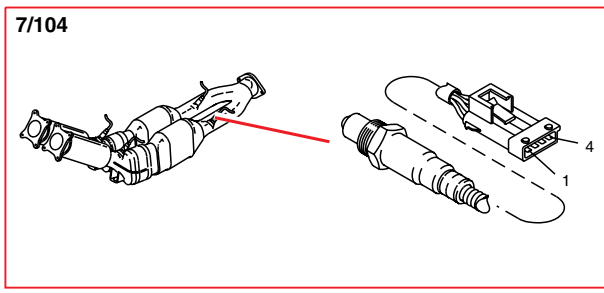
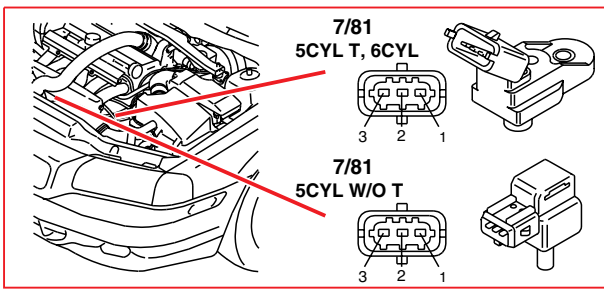
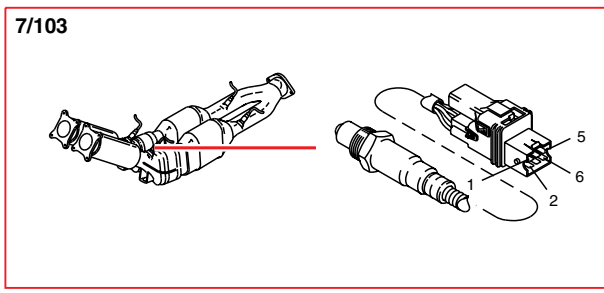
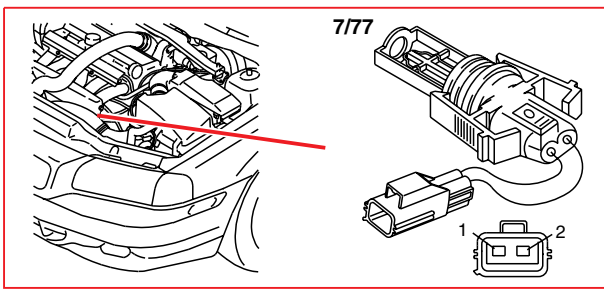
Component illustrations

7/16 - 7/74



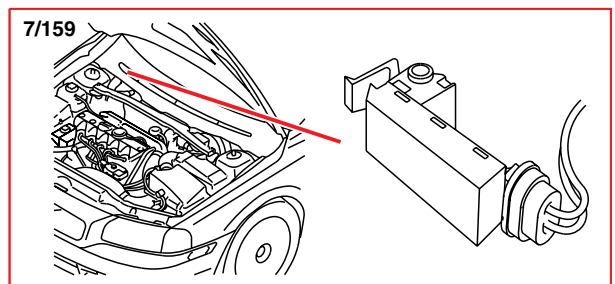
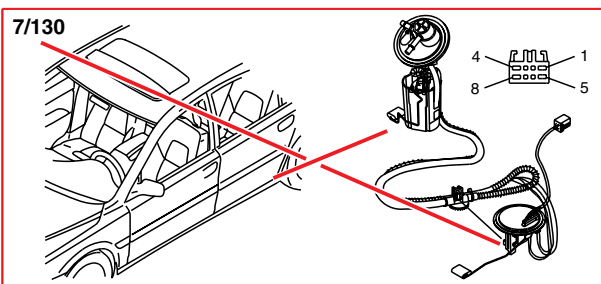
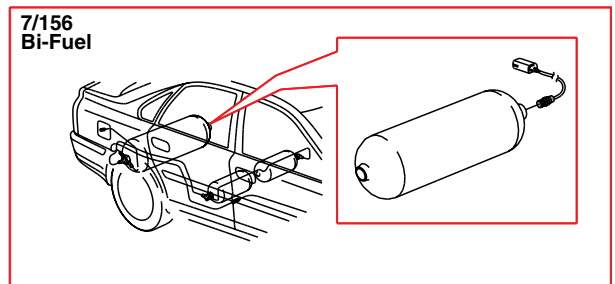
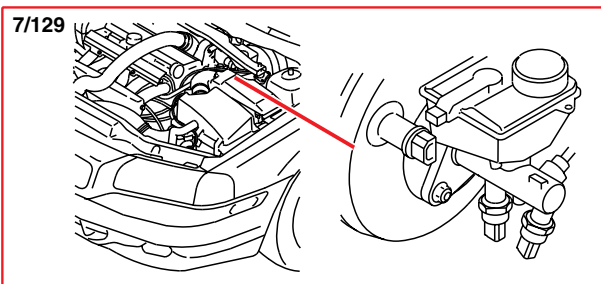
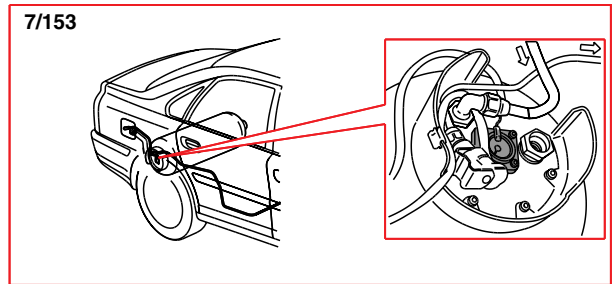
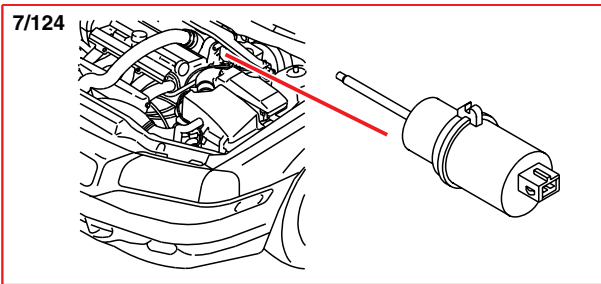
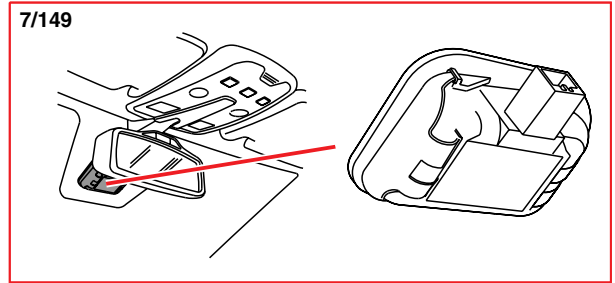
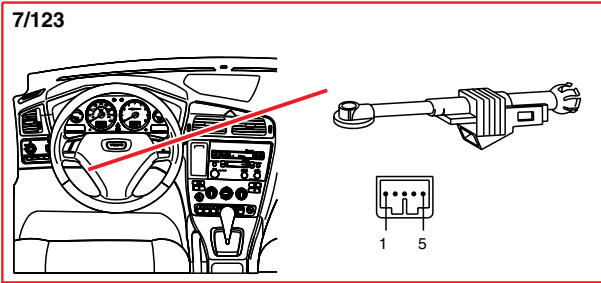
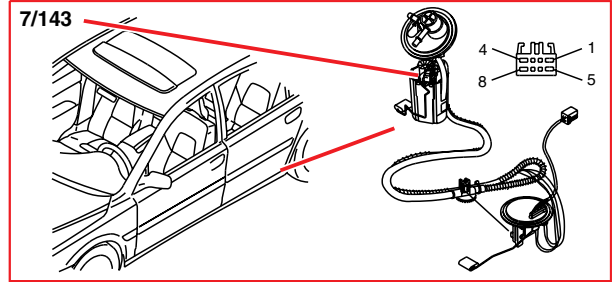
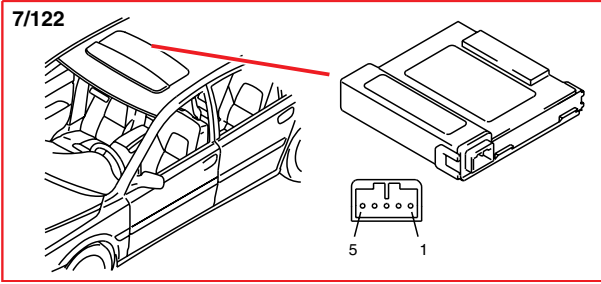
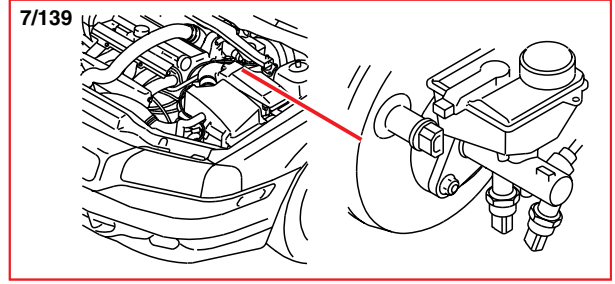
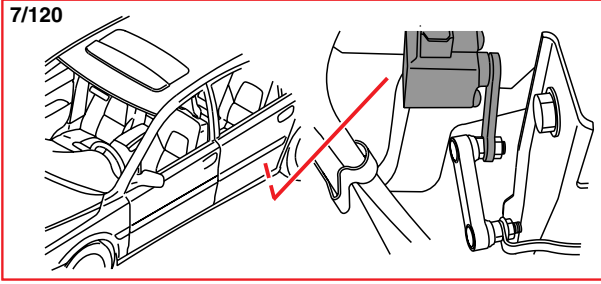
Component illustrations

7/77 - 7/116



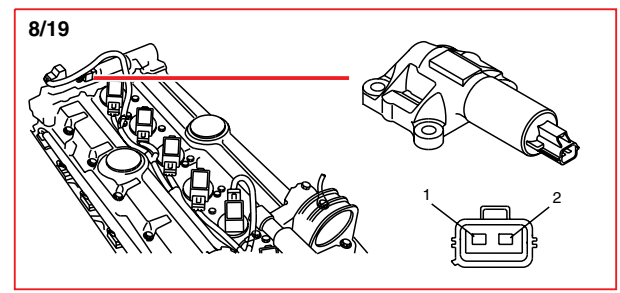
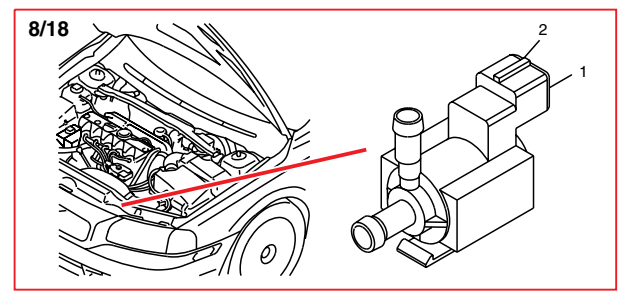
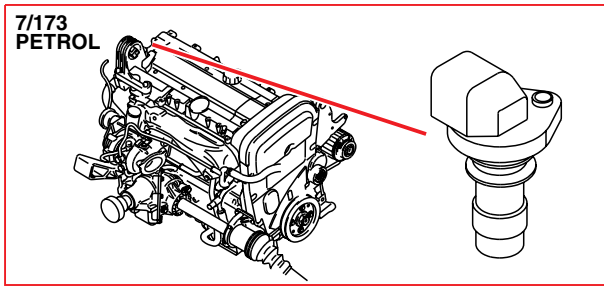
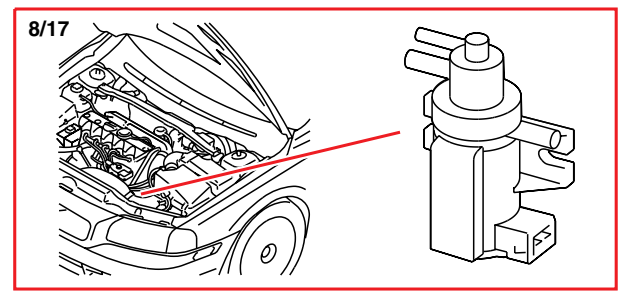
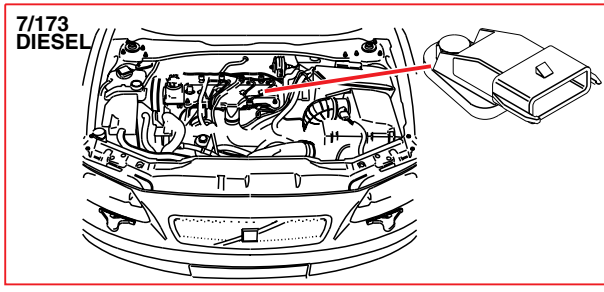
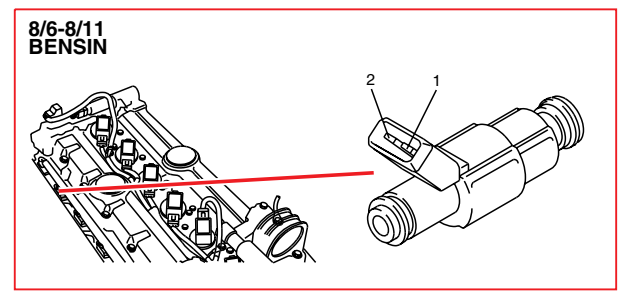
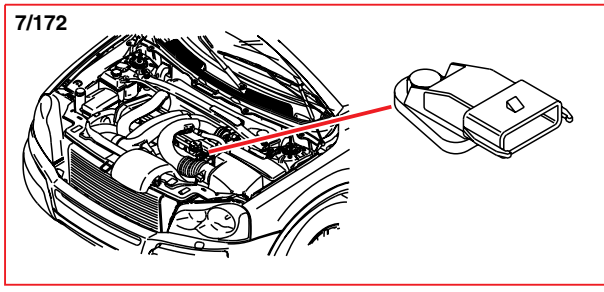
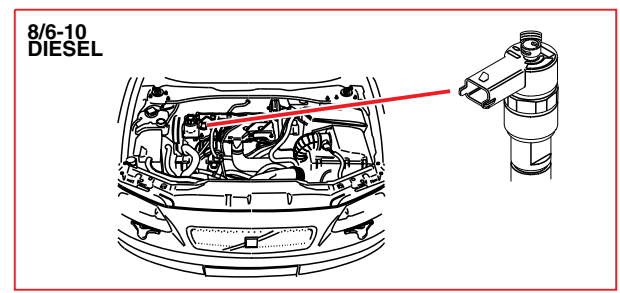
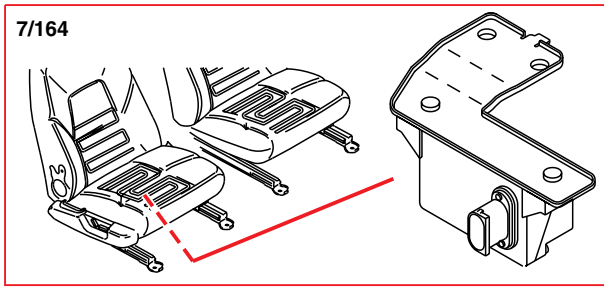
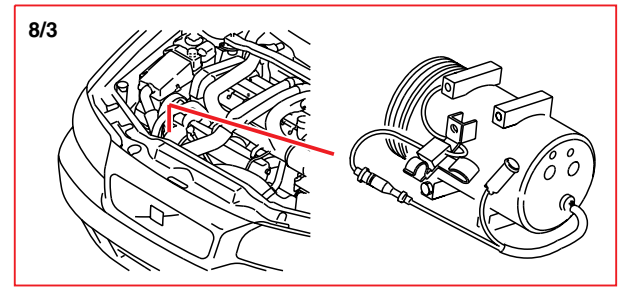
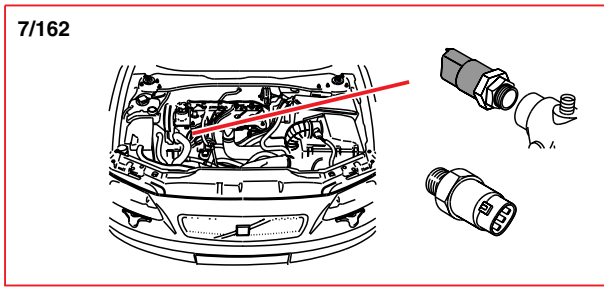
Component illustrations

7/120 - 7/159



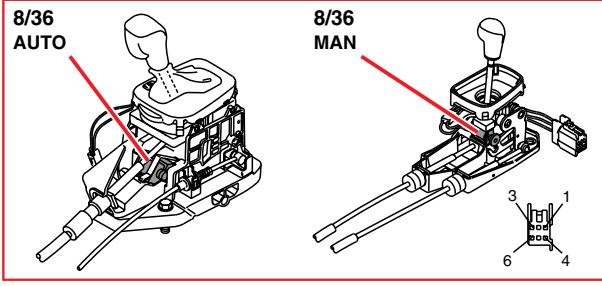
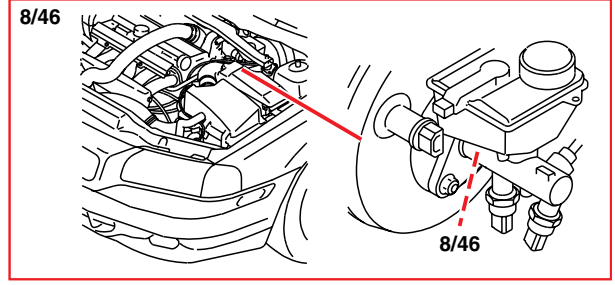
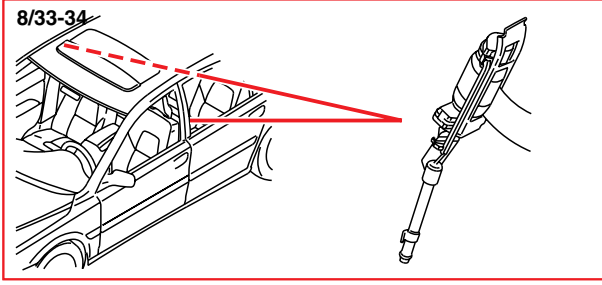
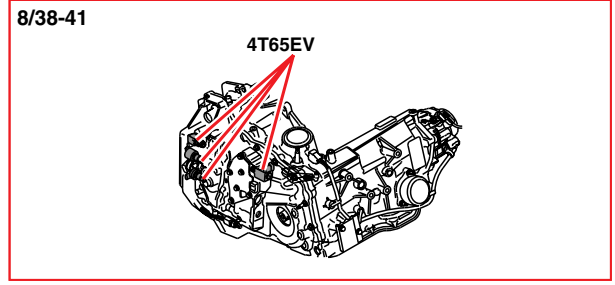
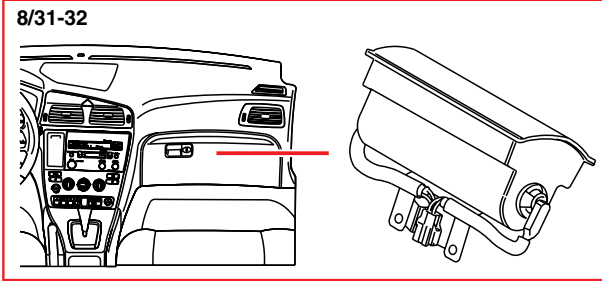
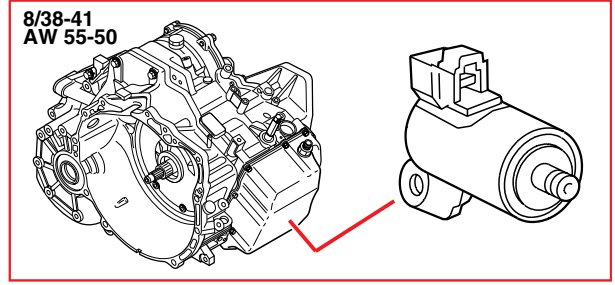
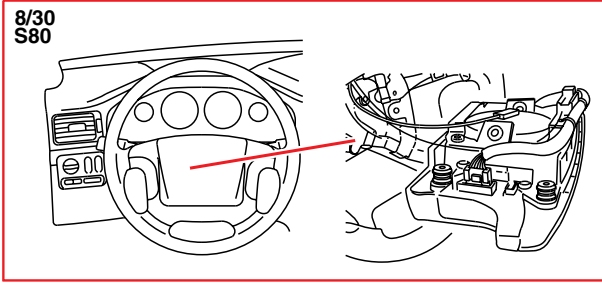
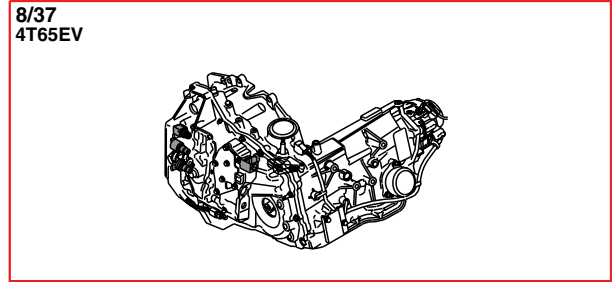
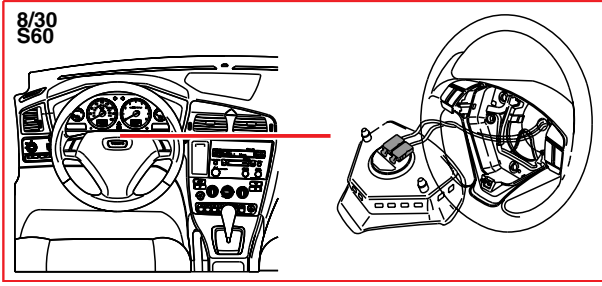
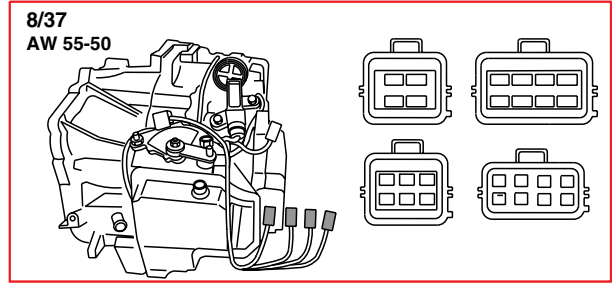
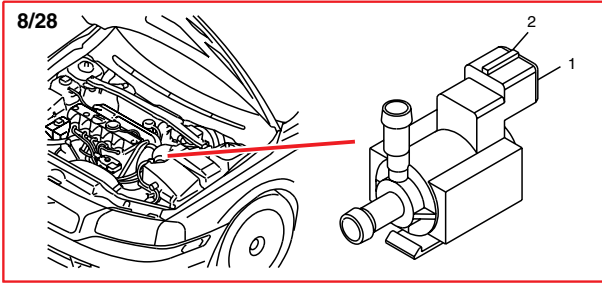
Component illustrations

7/162 - 8/19



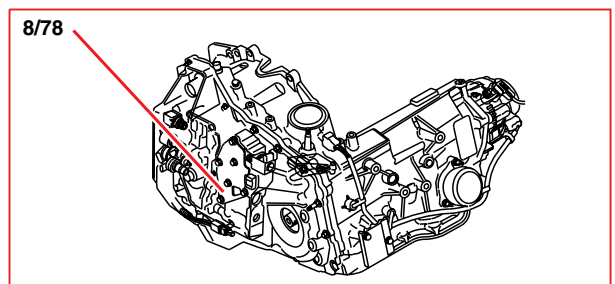
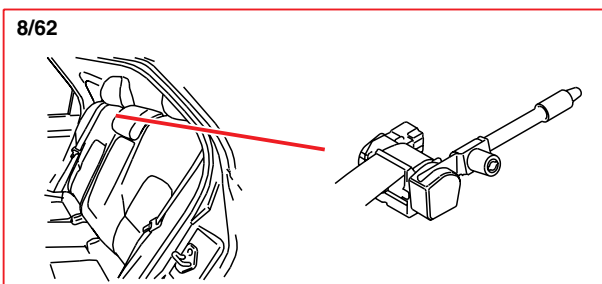
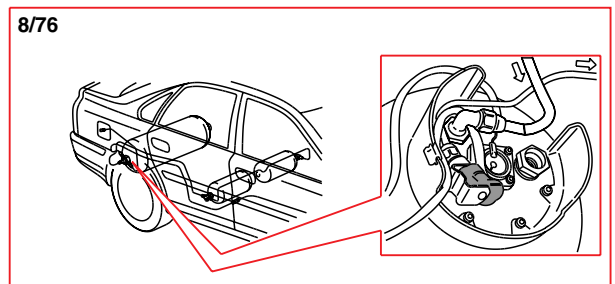
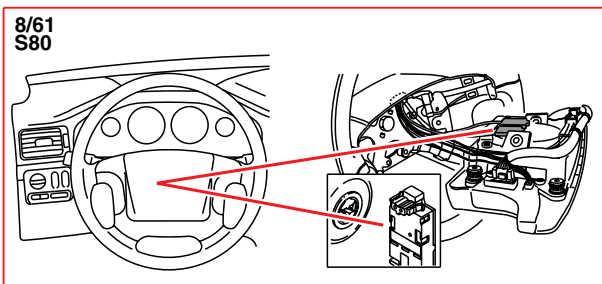
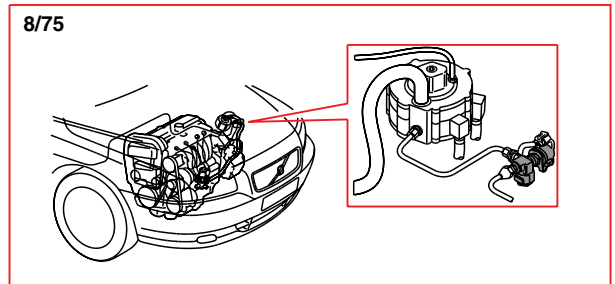
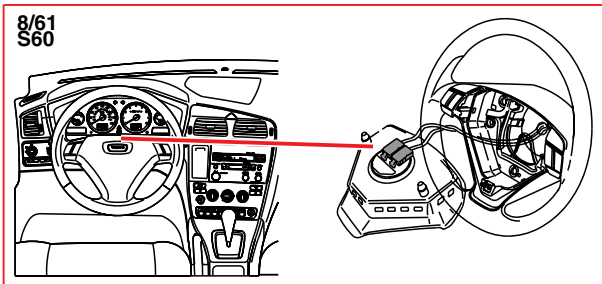
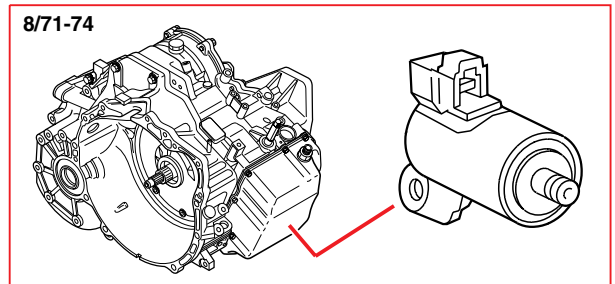
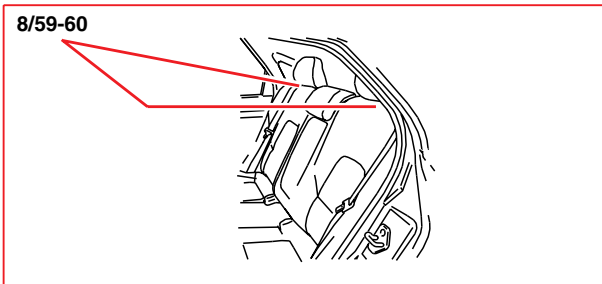
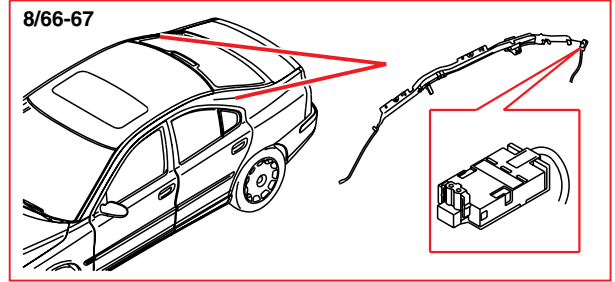
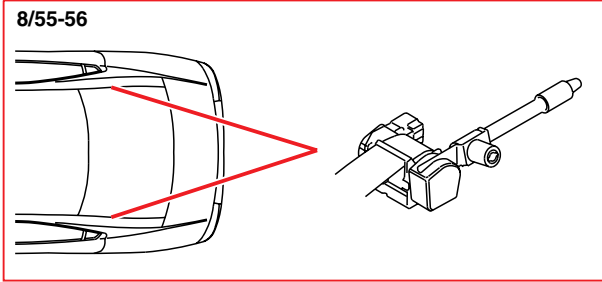
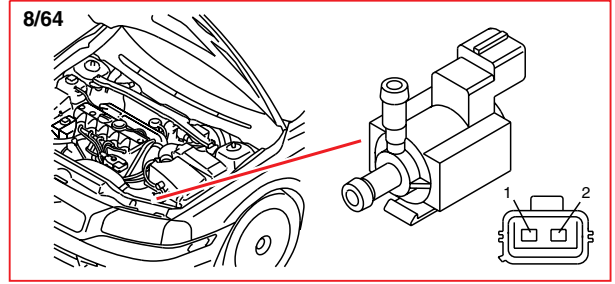
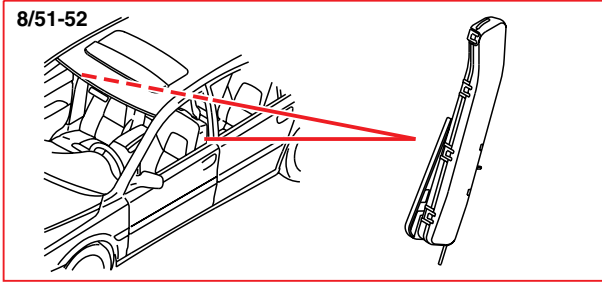
Component illustrations

8/28 - 8/46



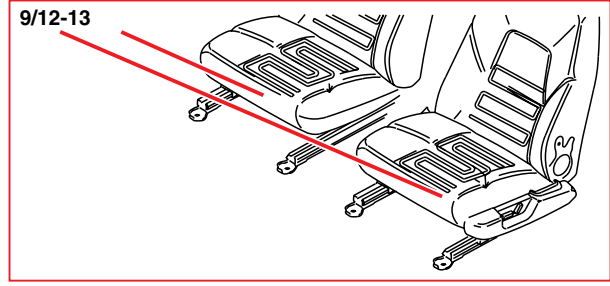
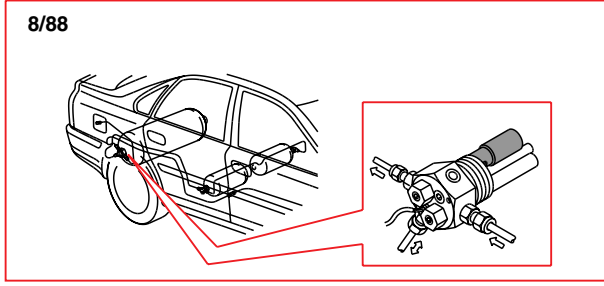
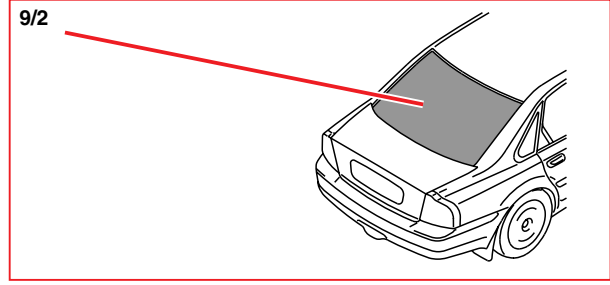
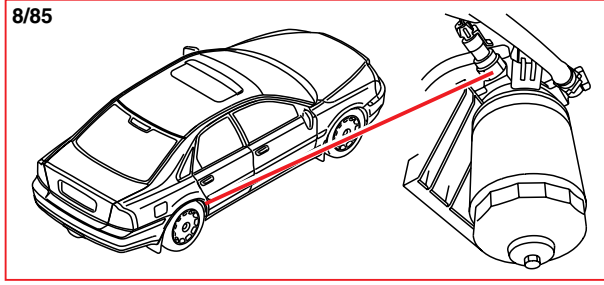
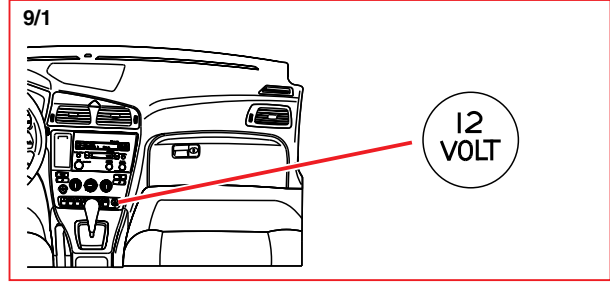
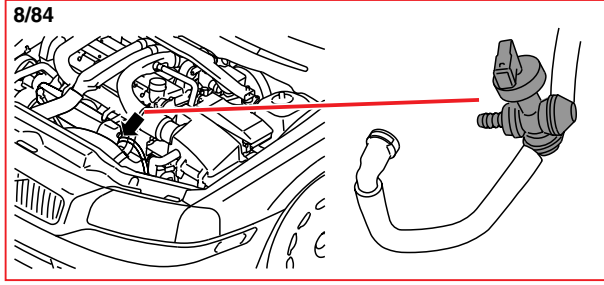
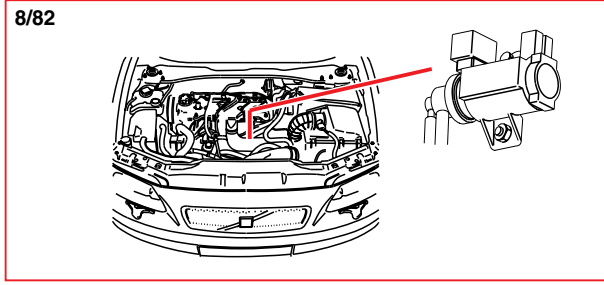
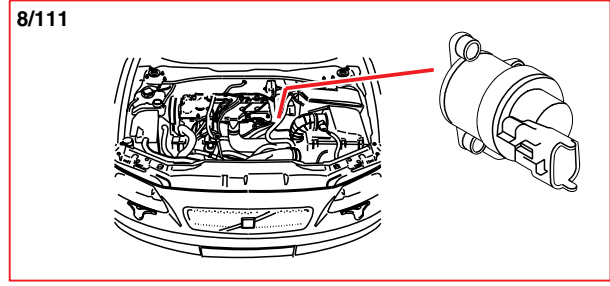
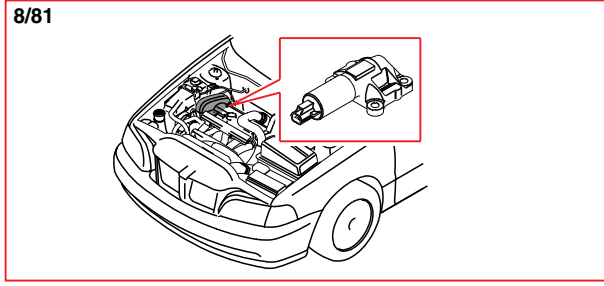
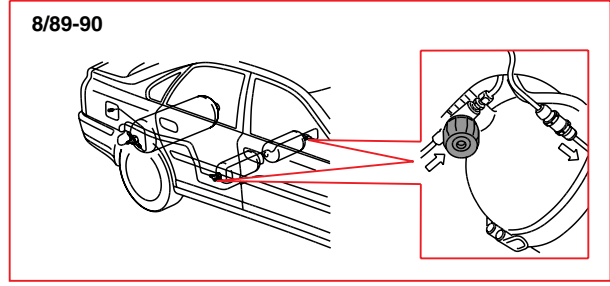
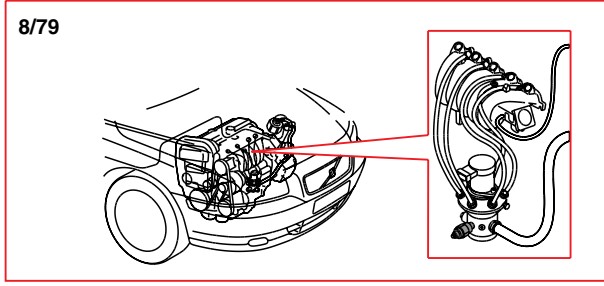
Component illustrations

8/51 - 8/78



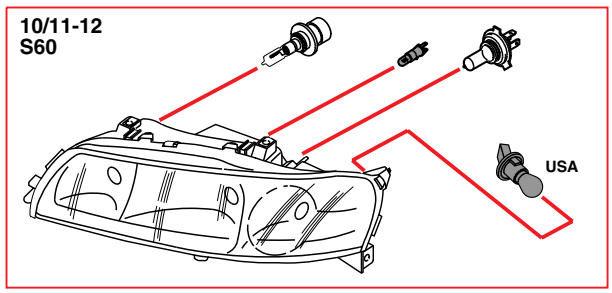
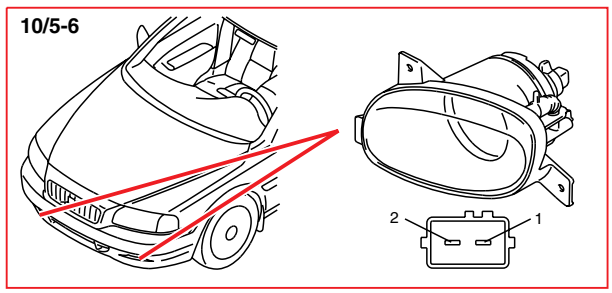
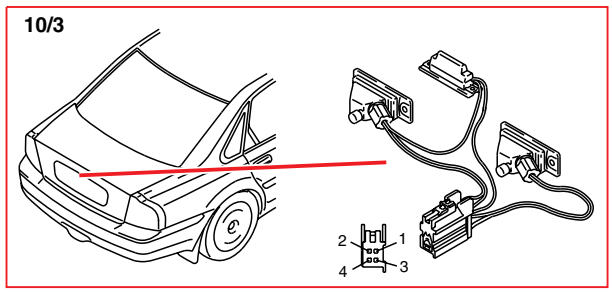
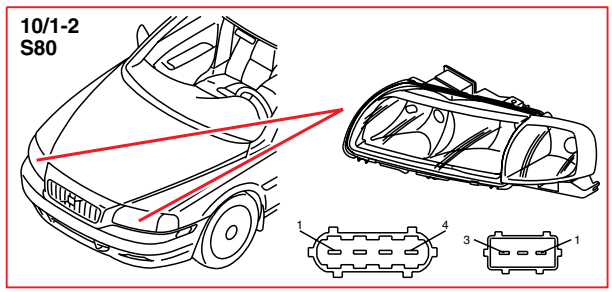
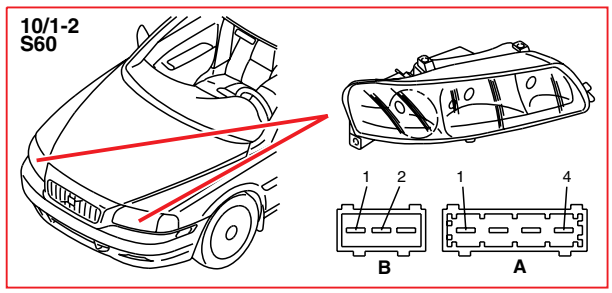
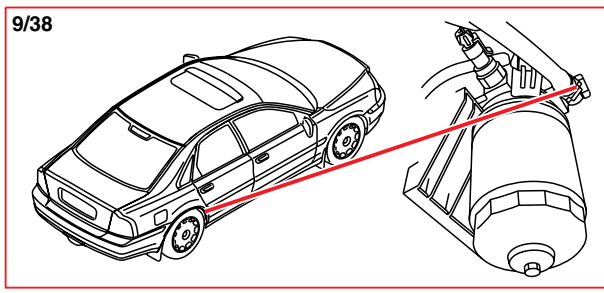
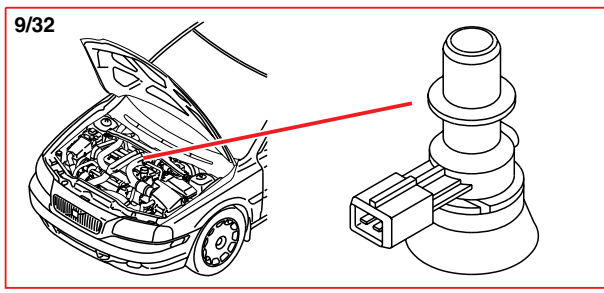
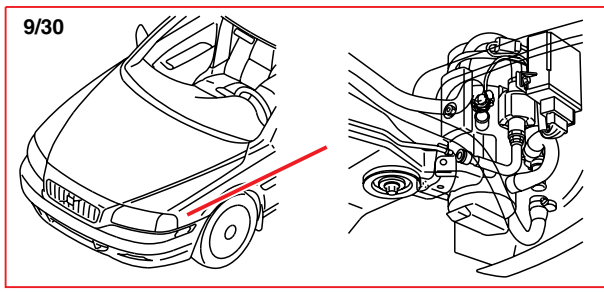
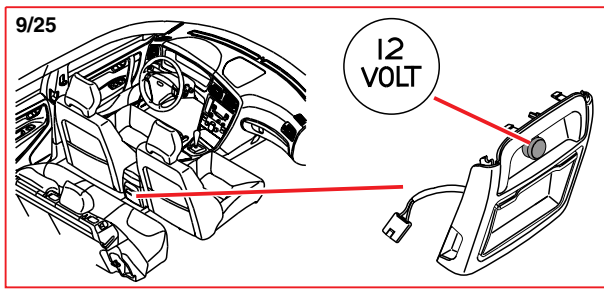
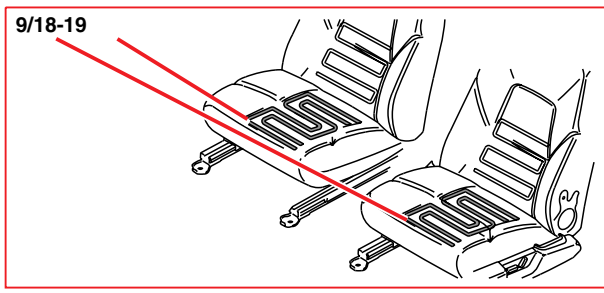
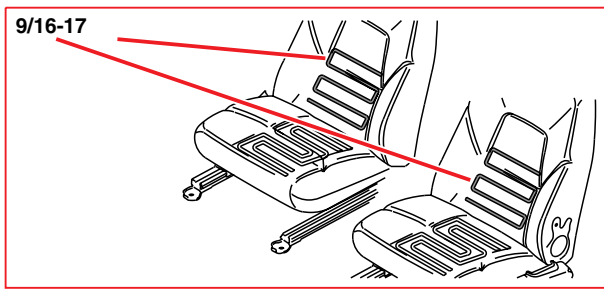
Component illustrations

8/79 - 9/13



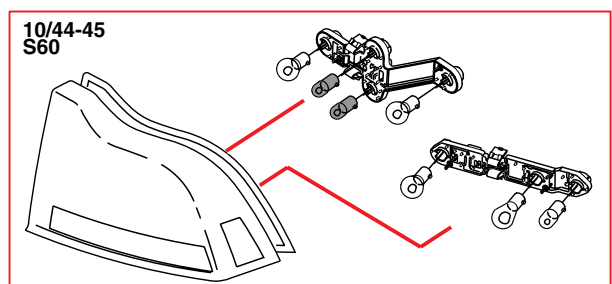
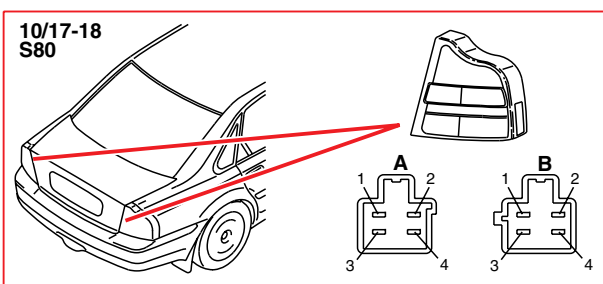
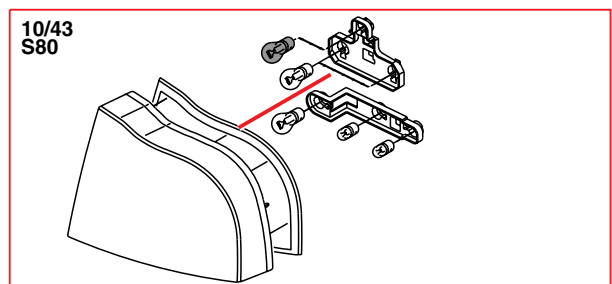
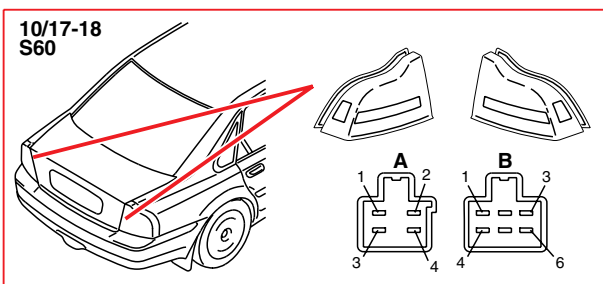
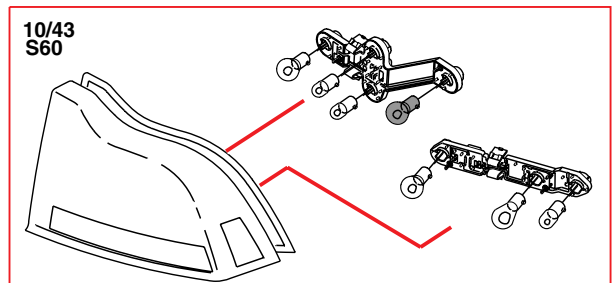
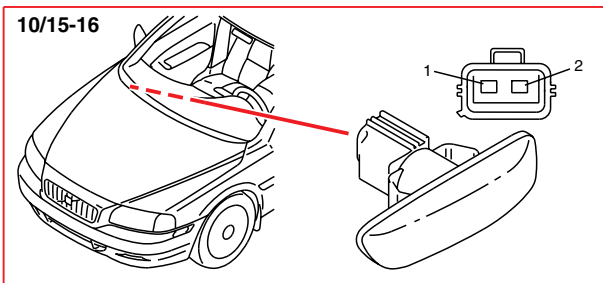
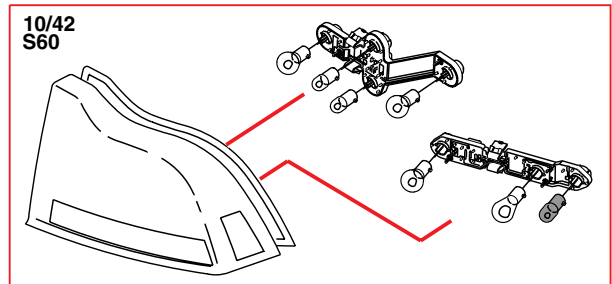
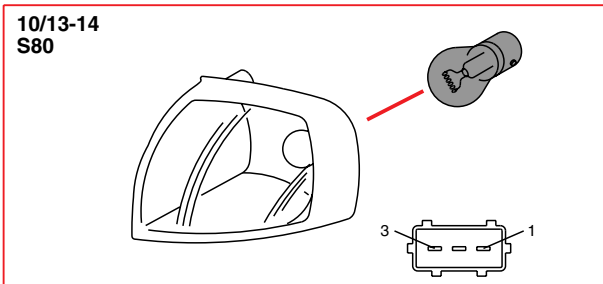
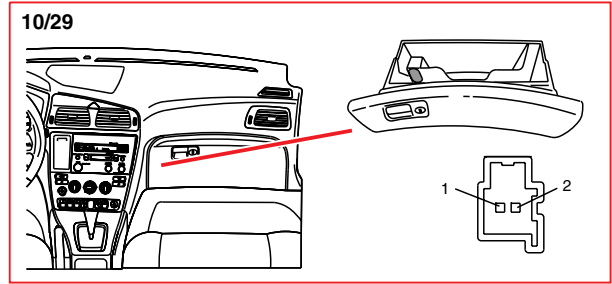
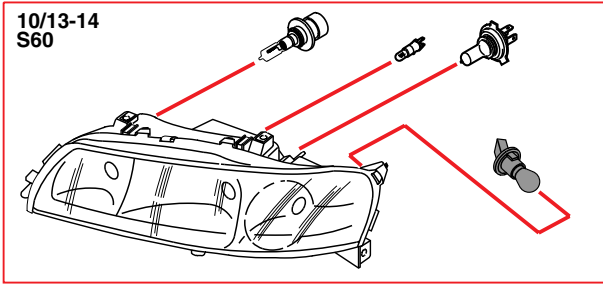
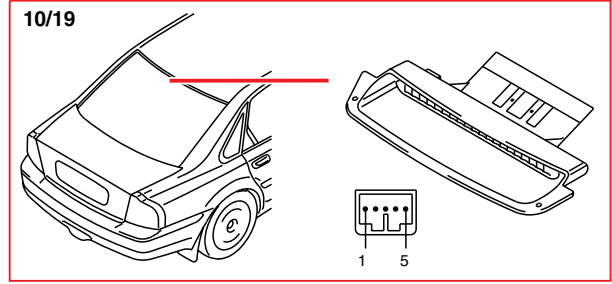
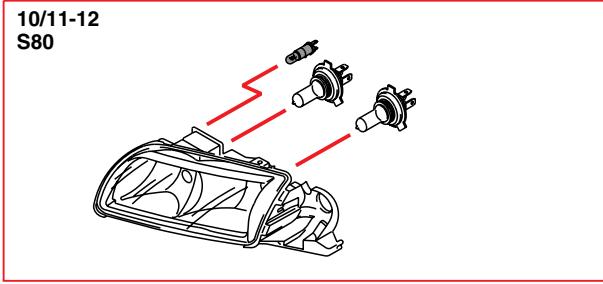
Component illustrations

9/16 - 10/12

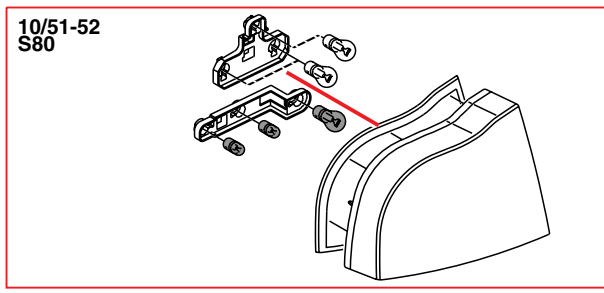
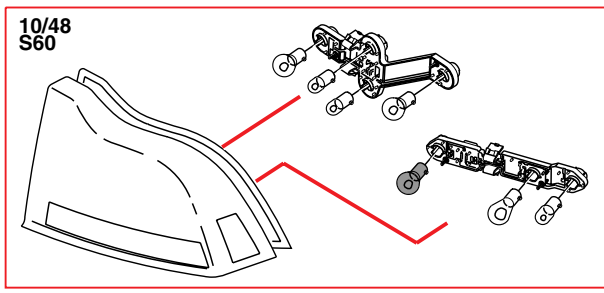
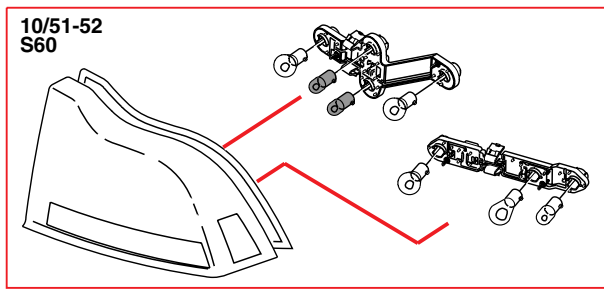
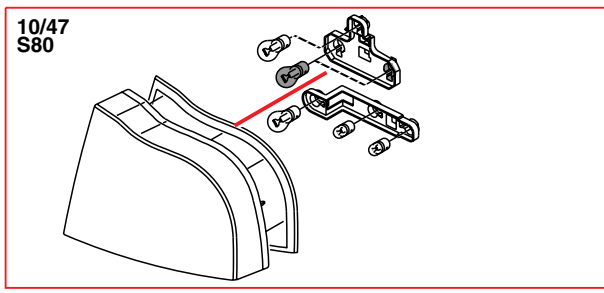
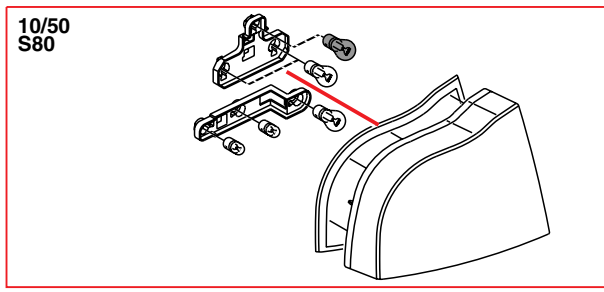
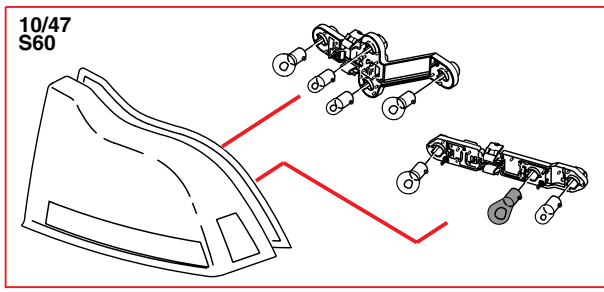
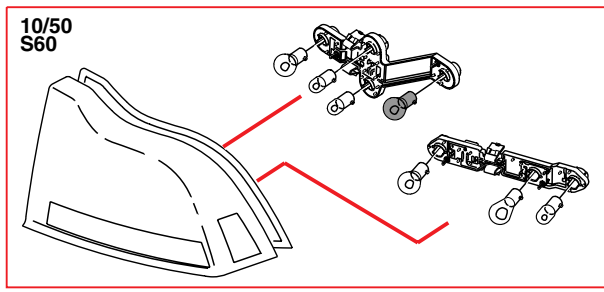
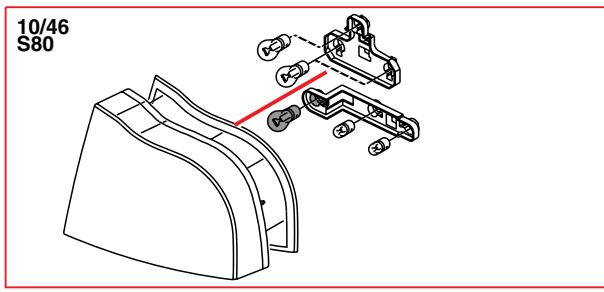
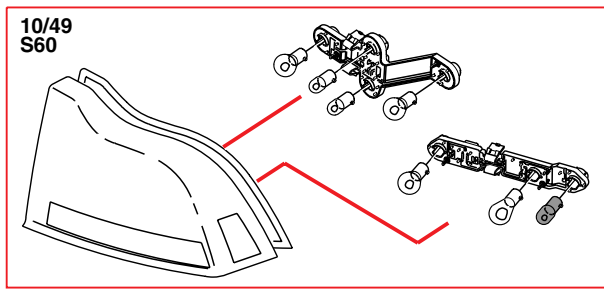
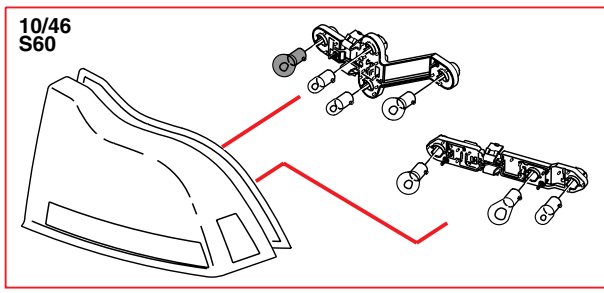
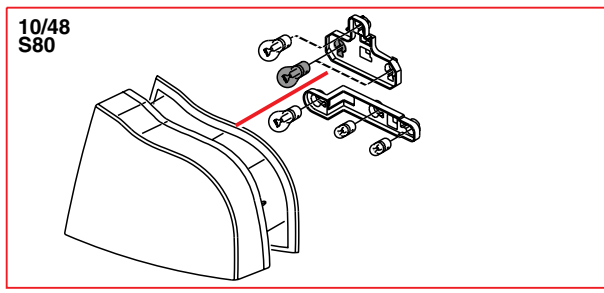
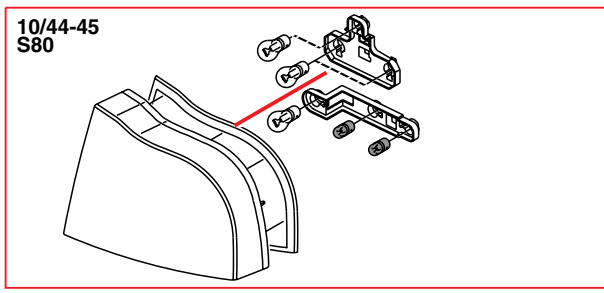


Component illustrations

10/11 - 10/45

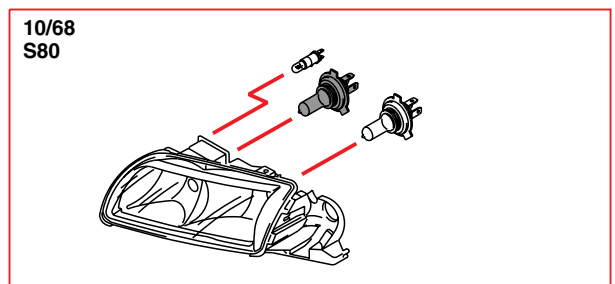
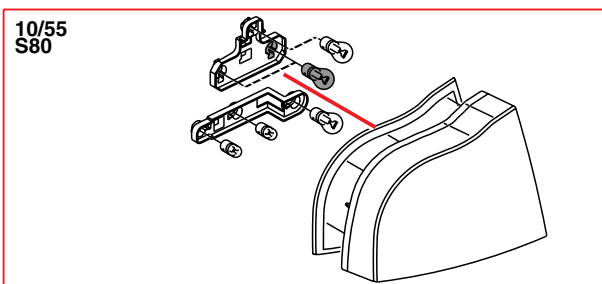
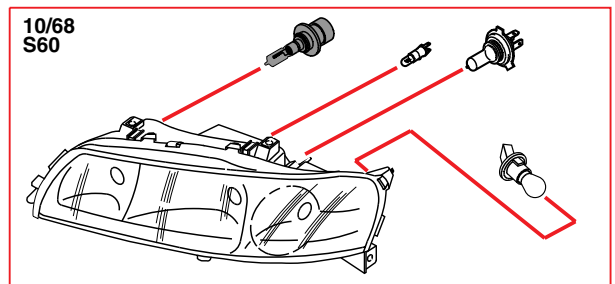
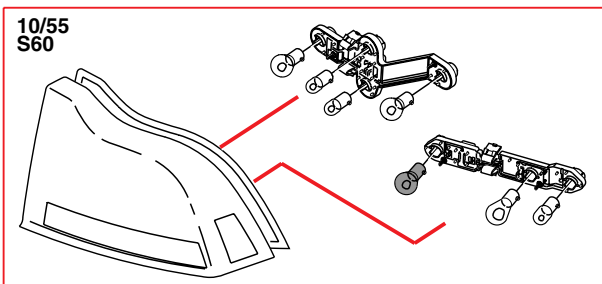
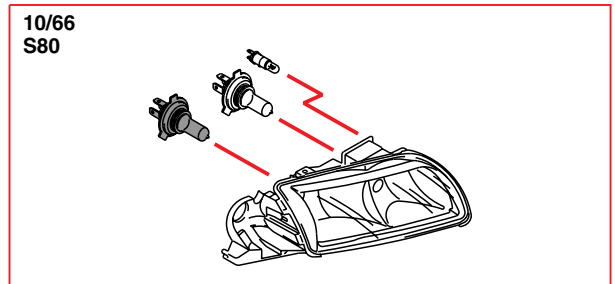
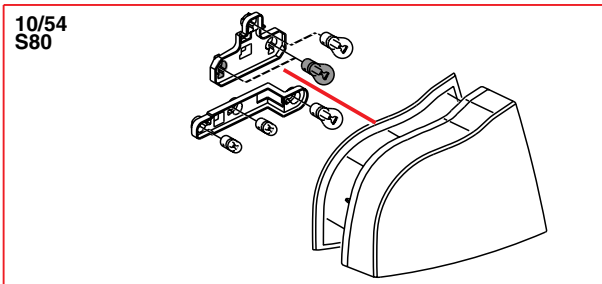
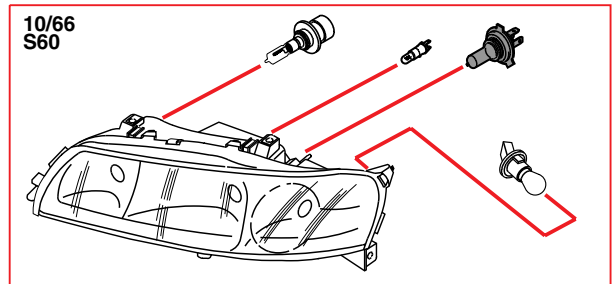
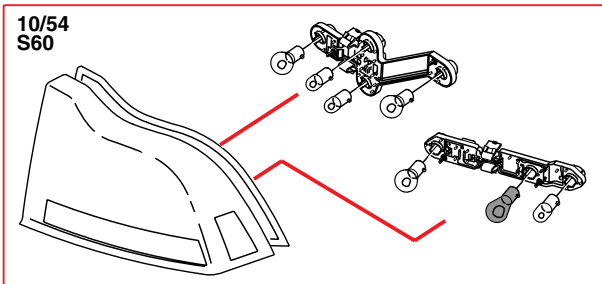
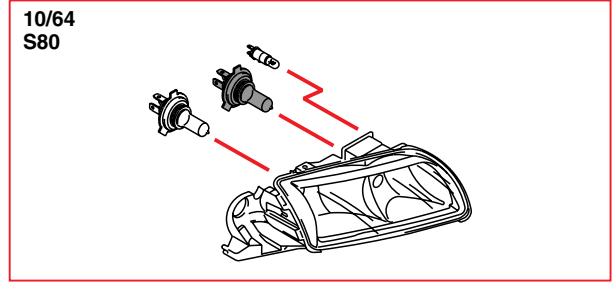
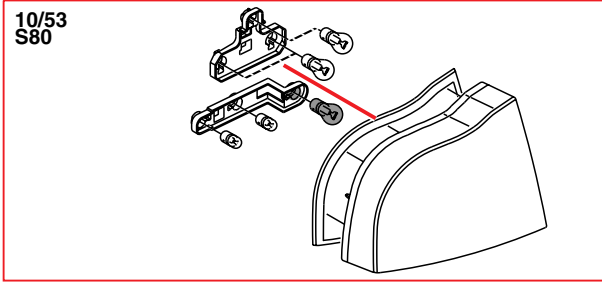
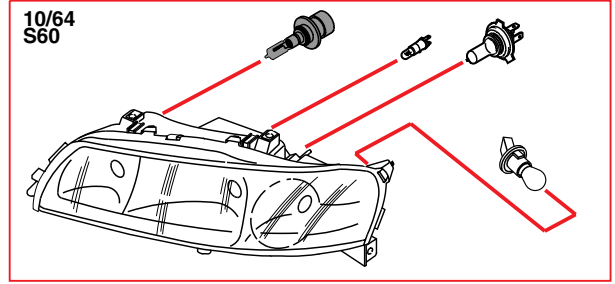
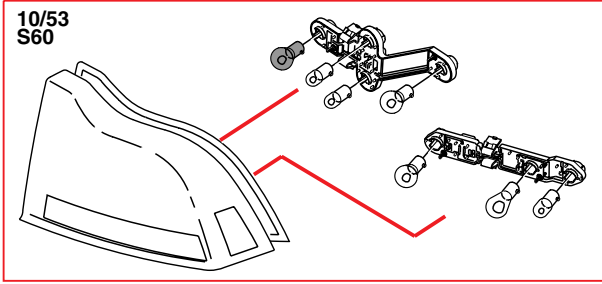


Component illustrations 10/44 - 10/52



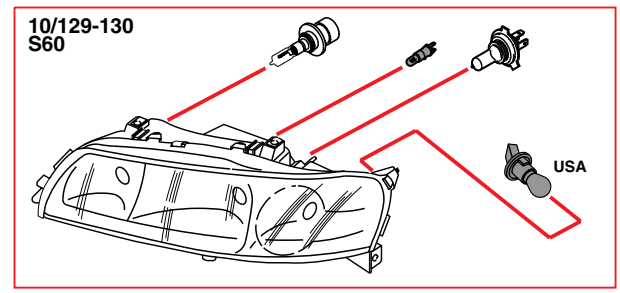
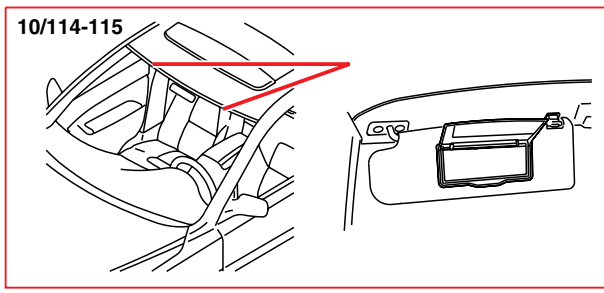
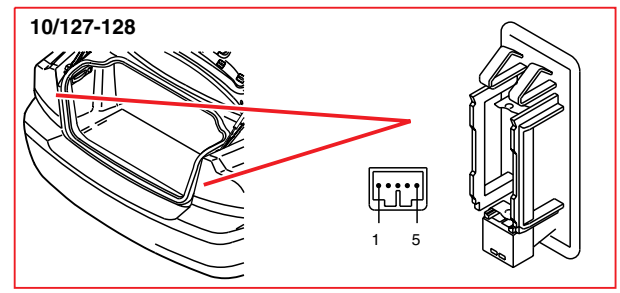
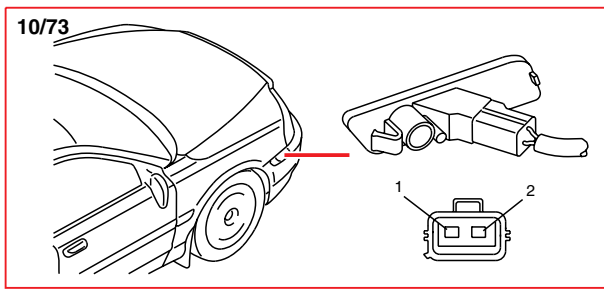
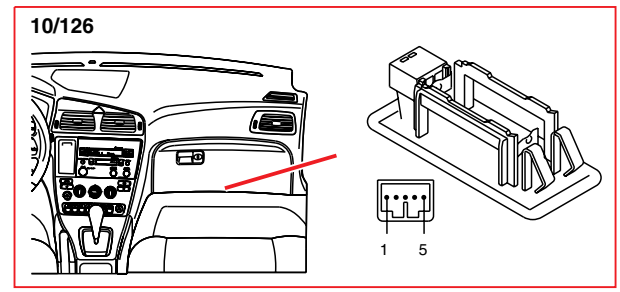
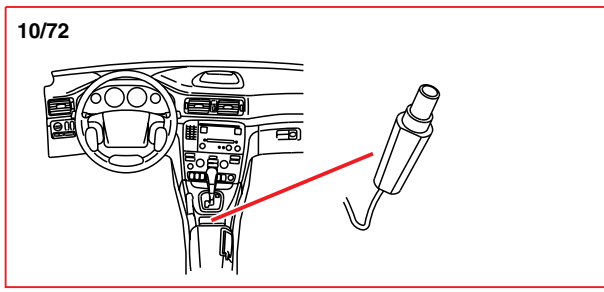
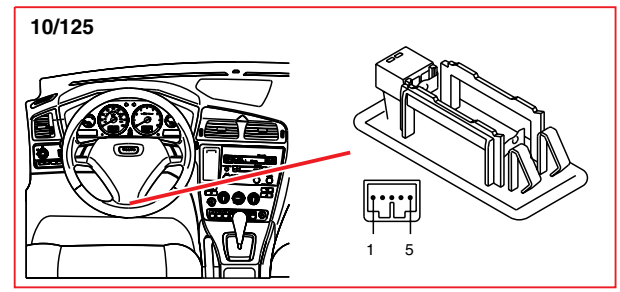
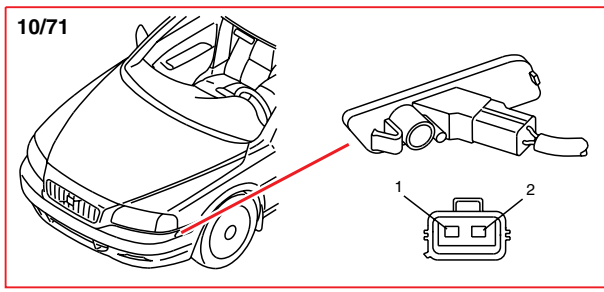
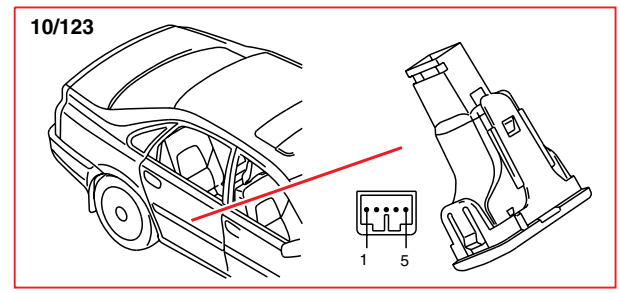
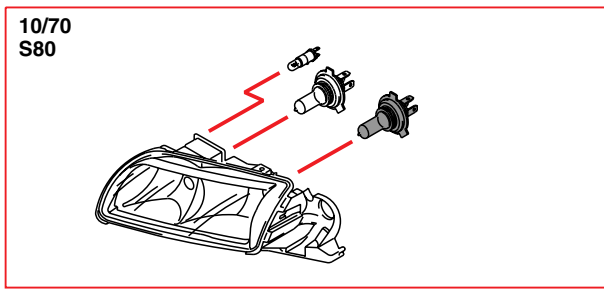
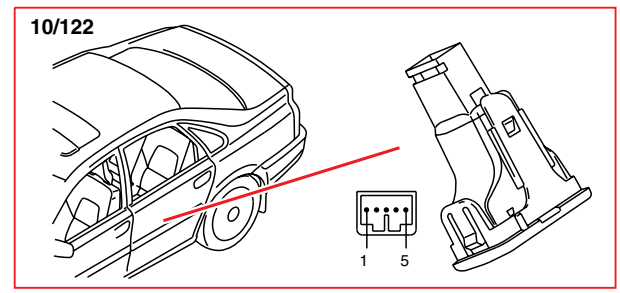
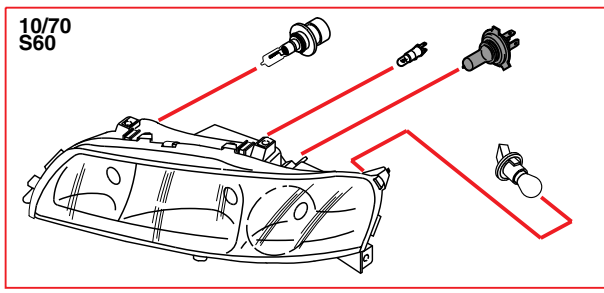
Component illustrations

10/53 - 10/68



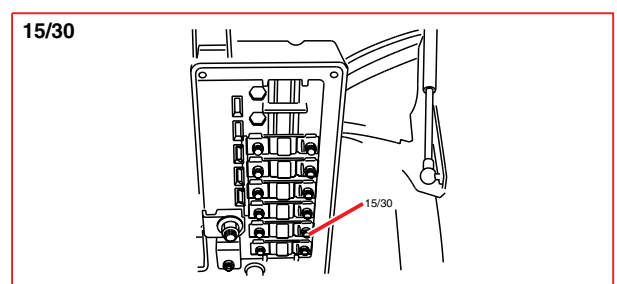
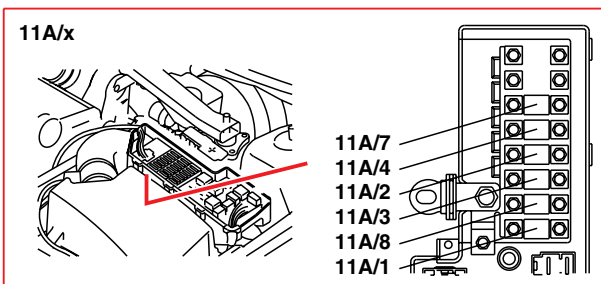
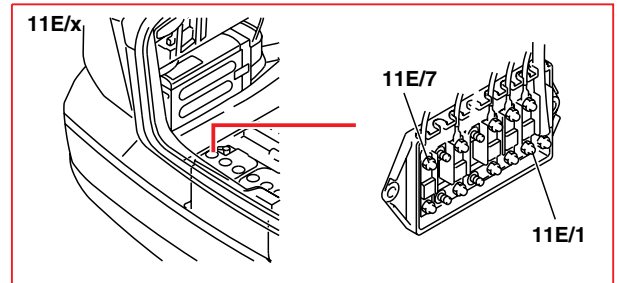
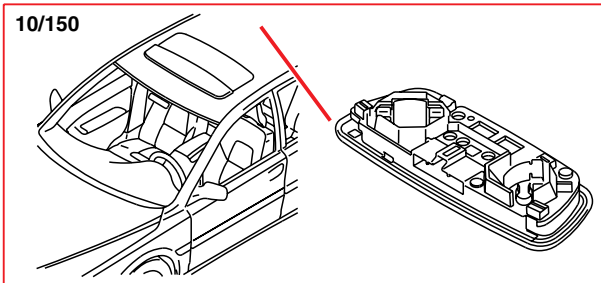
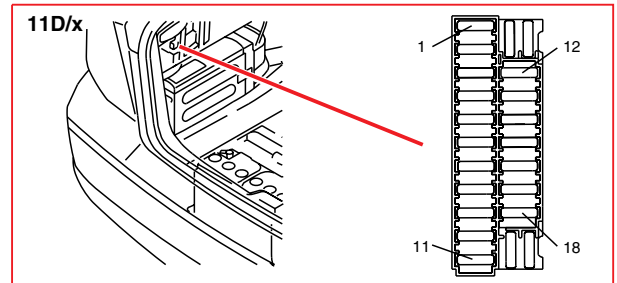
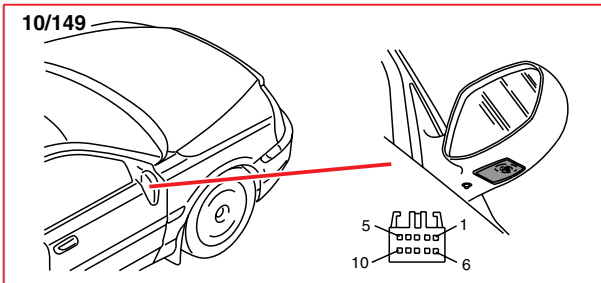
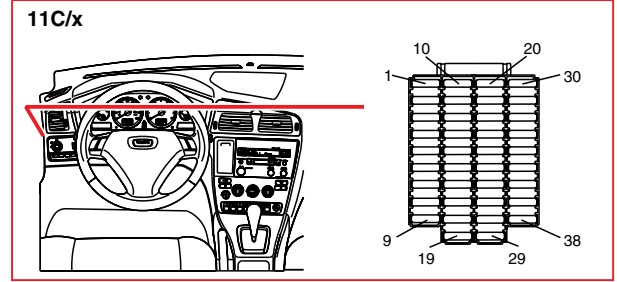
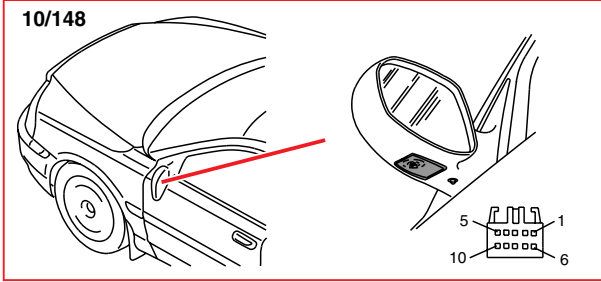
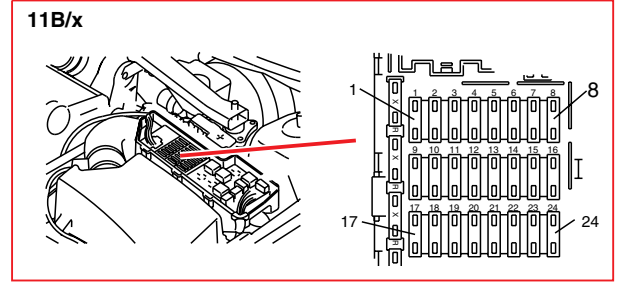
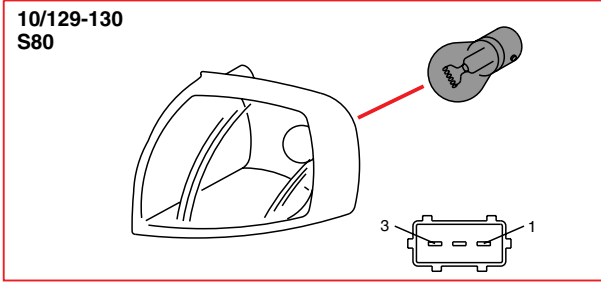
Component illustrations

10/70 - 10/130



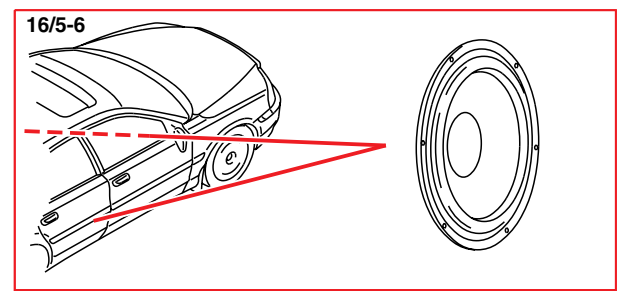
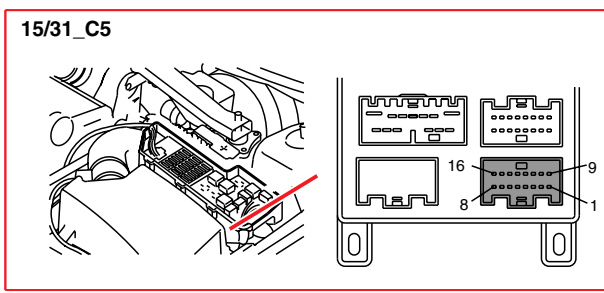
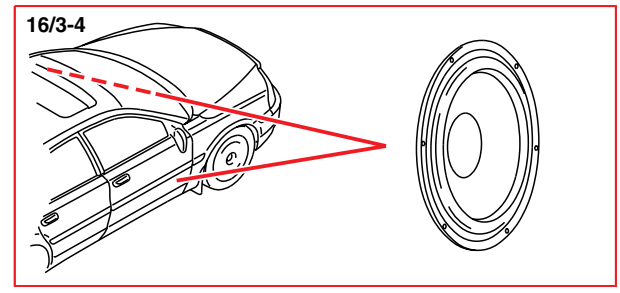
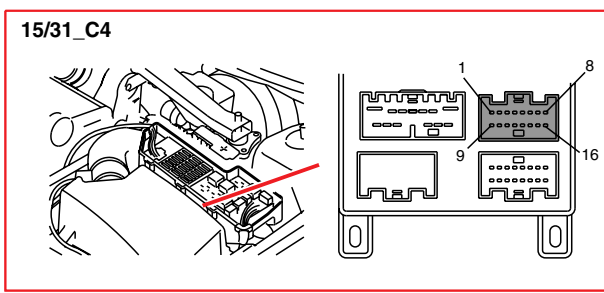
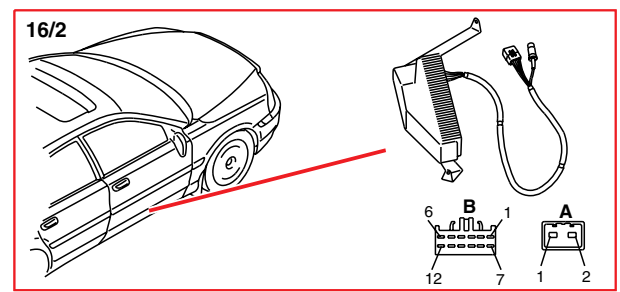
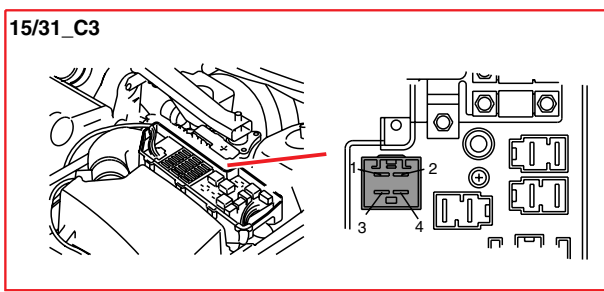
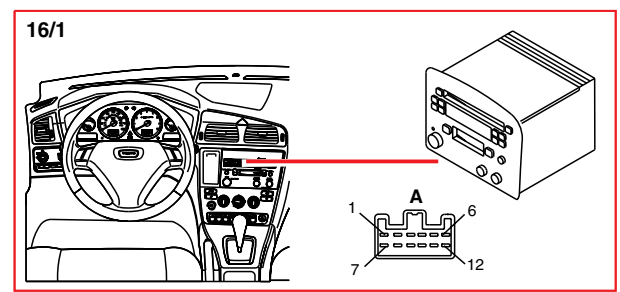
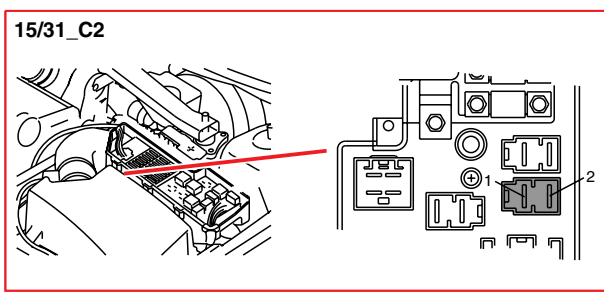
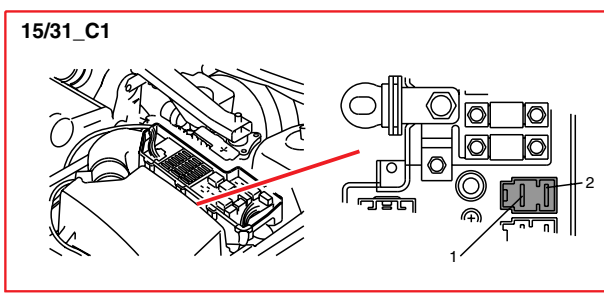
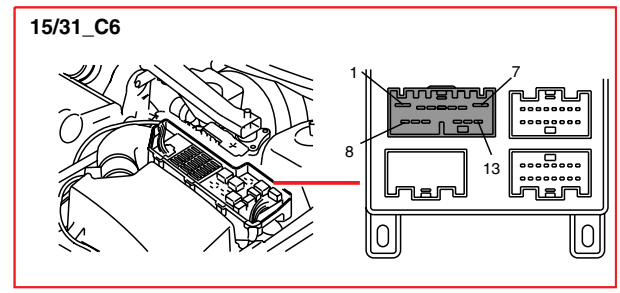
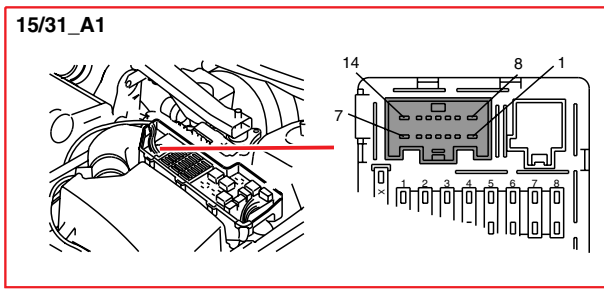
Component illustrations

10/129 - 15/30



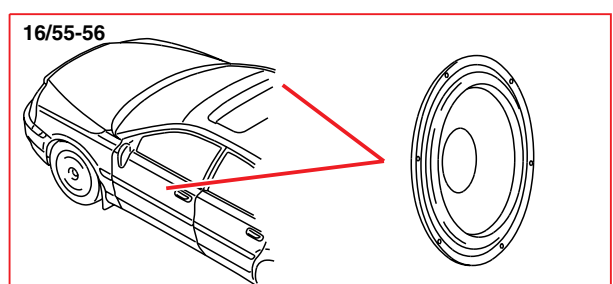
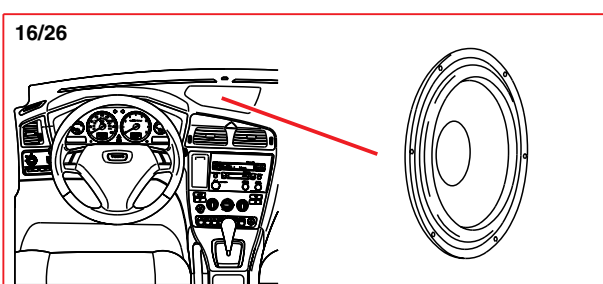
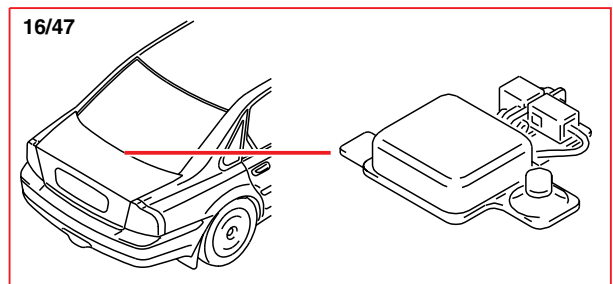
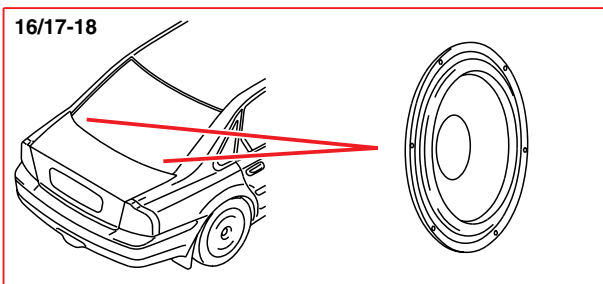
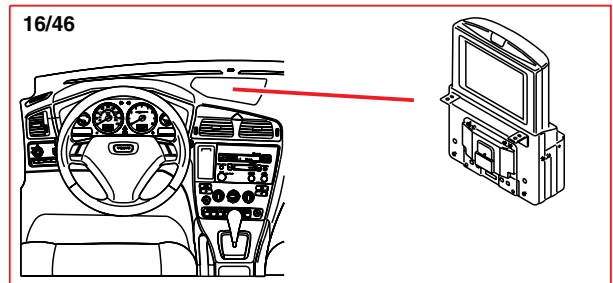
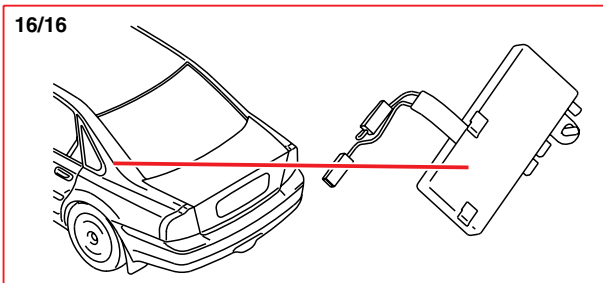
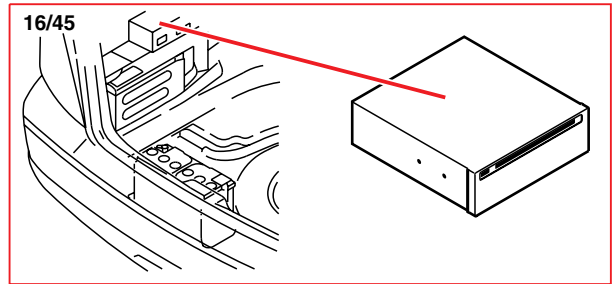
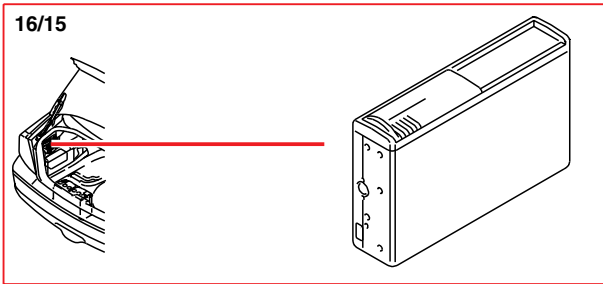
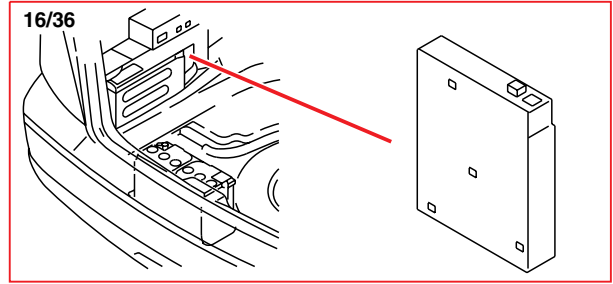
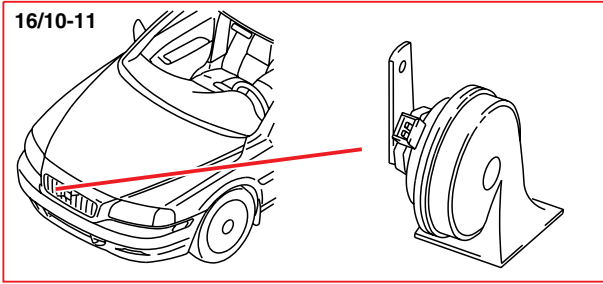
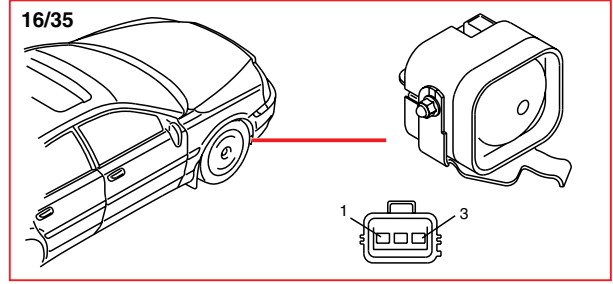
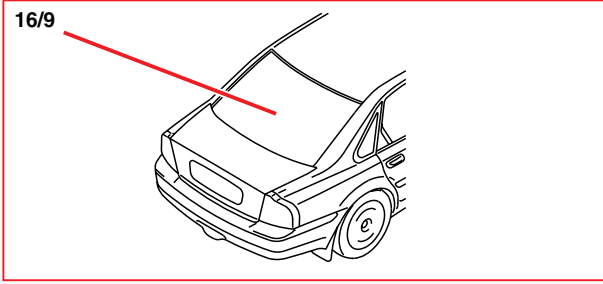
Component illustrations

15/31 - 16/6



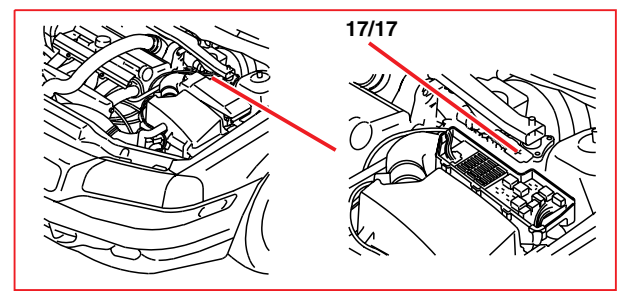
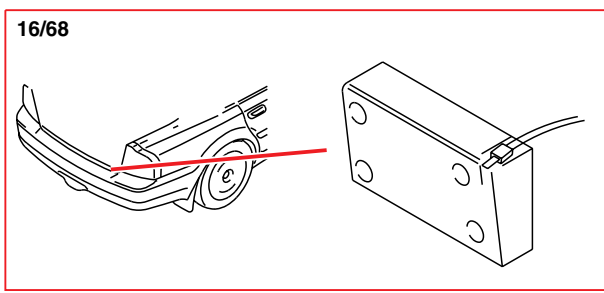
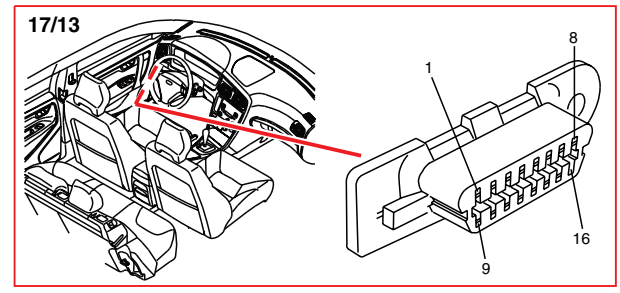
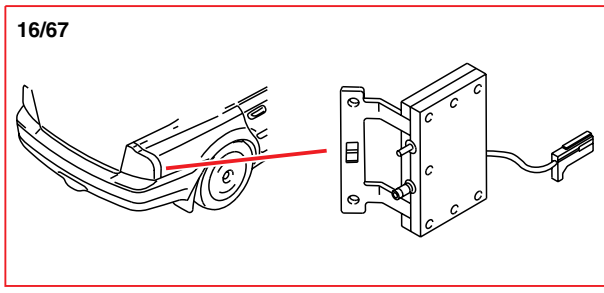
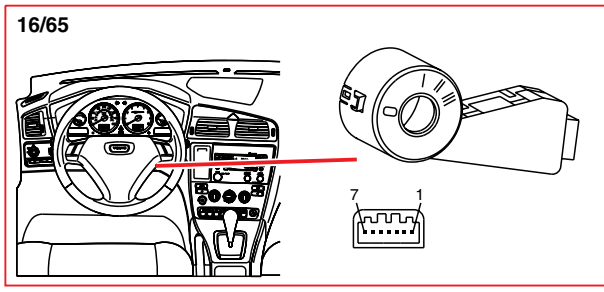
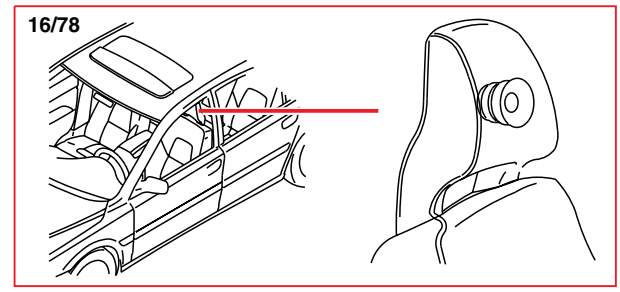
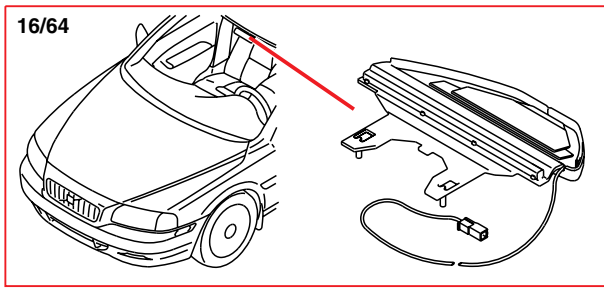
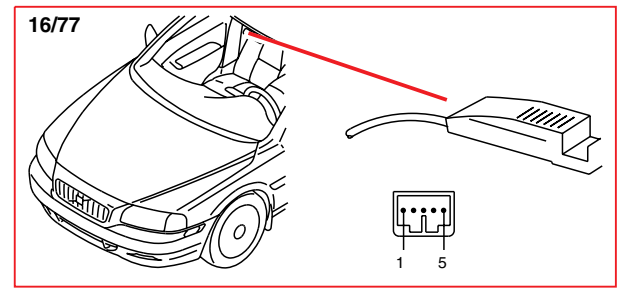
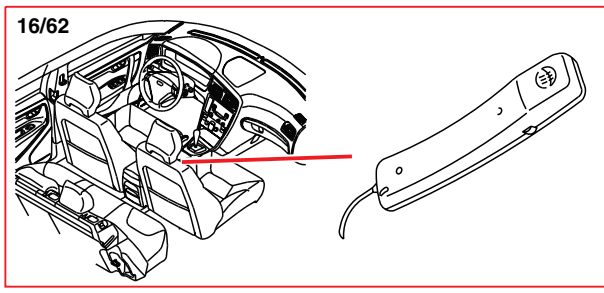
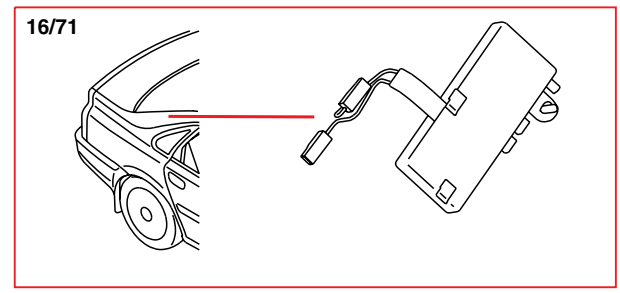
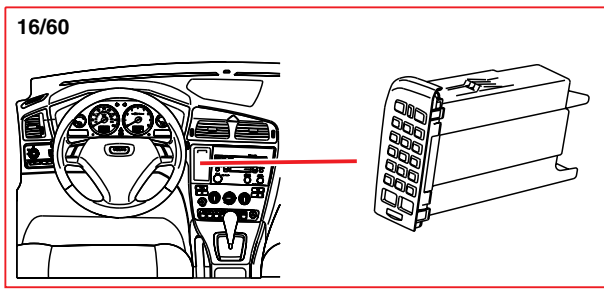
Component illustrations

16/9 - 15/56



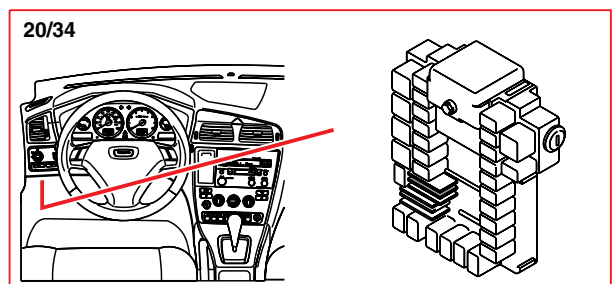
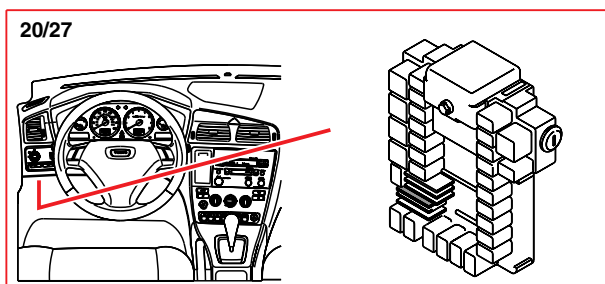
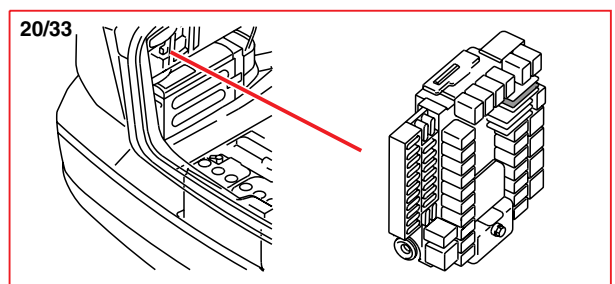
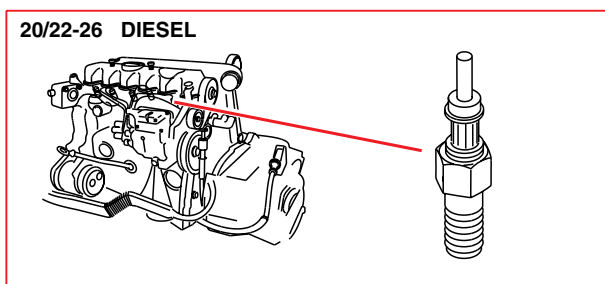
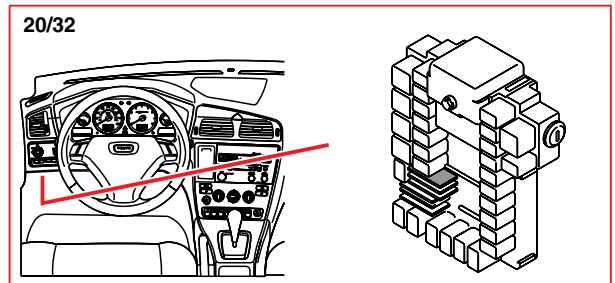
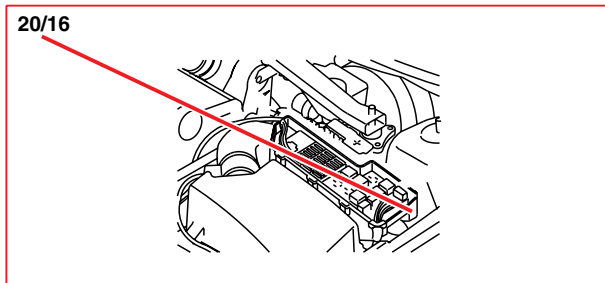
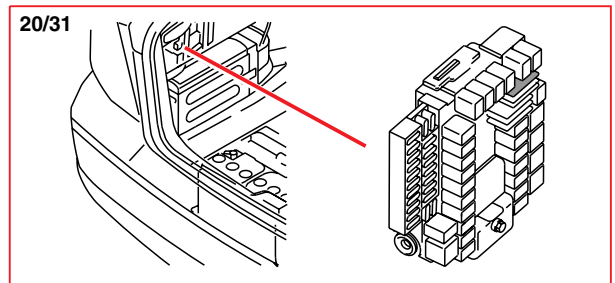
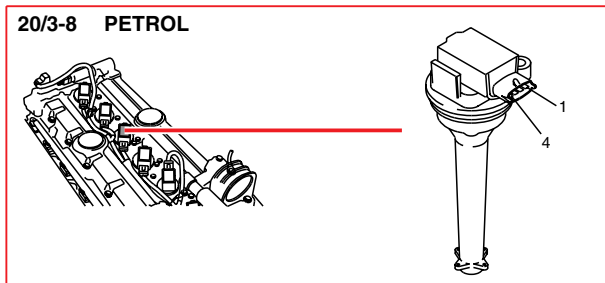
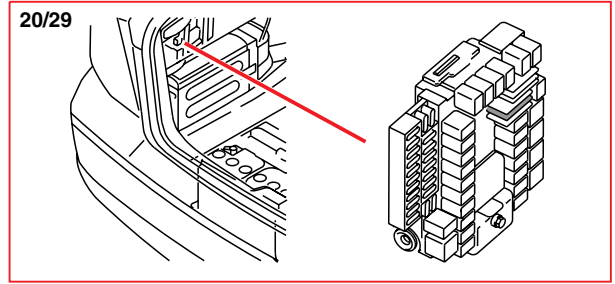
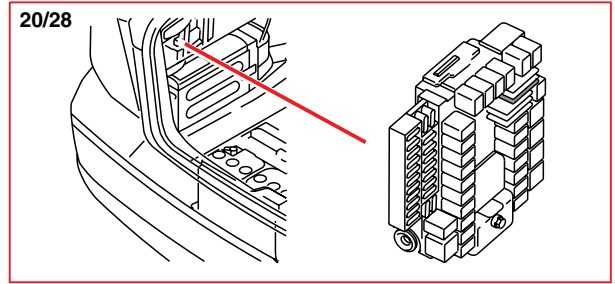
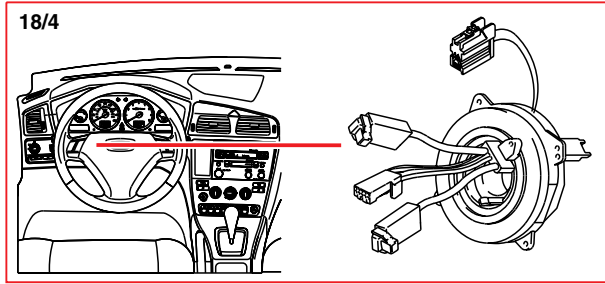
Component illustrations

16/60 - 17/17

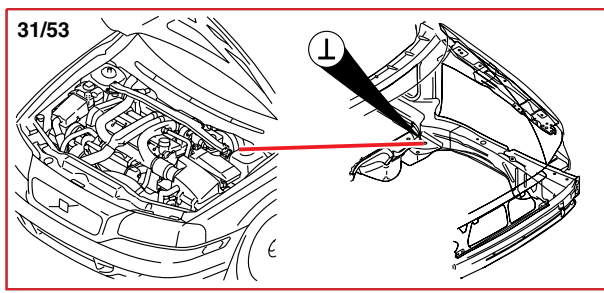
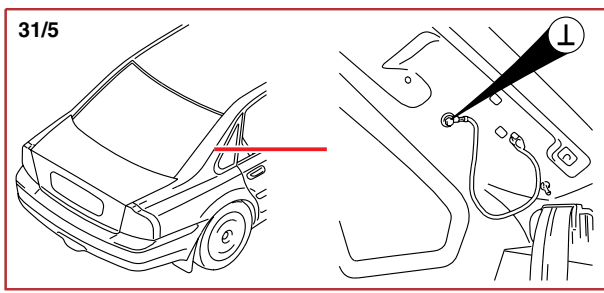
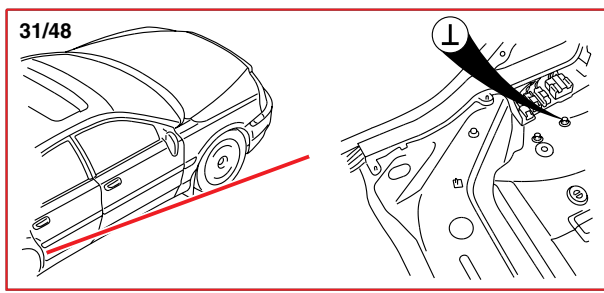
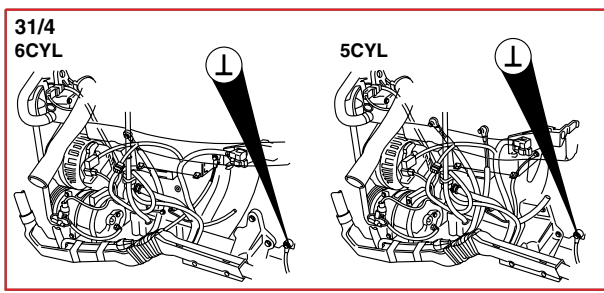
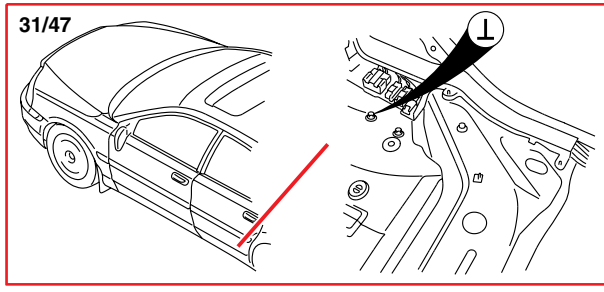
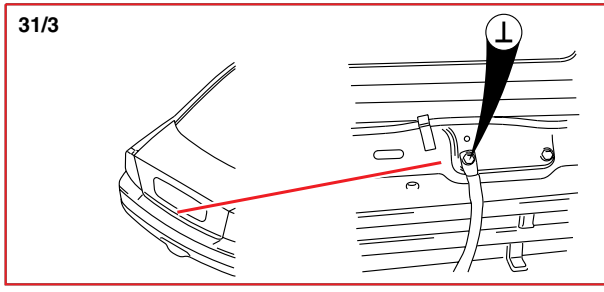
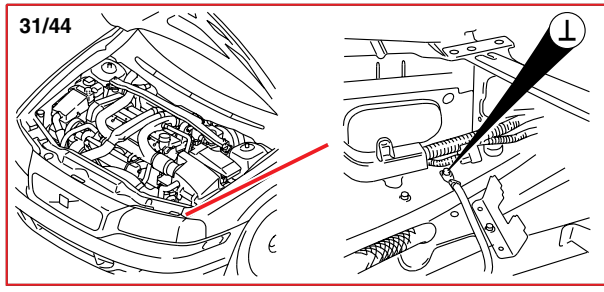
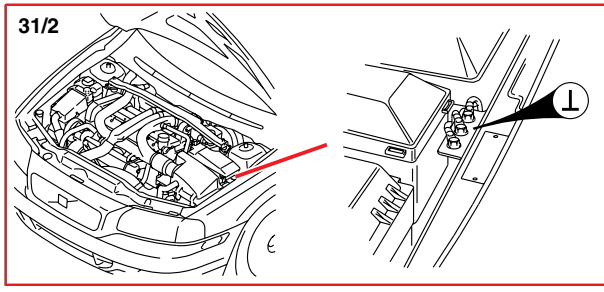
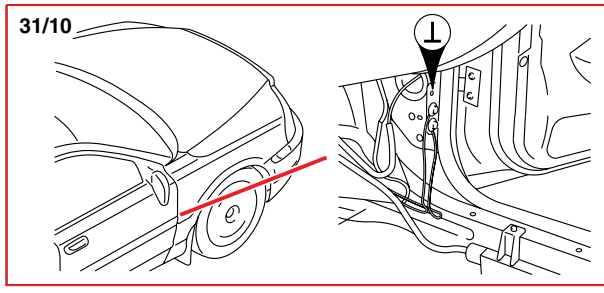
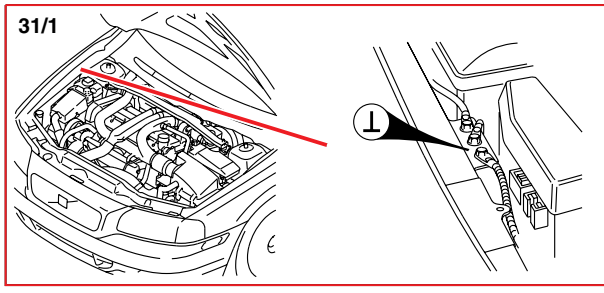
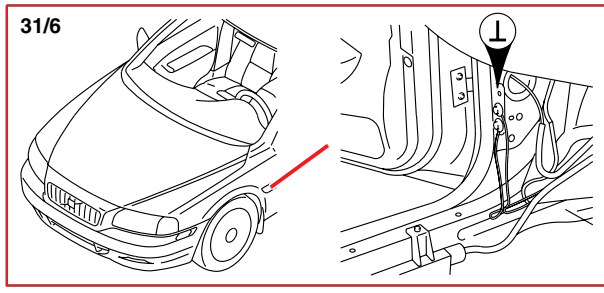


Component illustrations

18/4 - 20/34

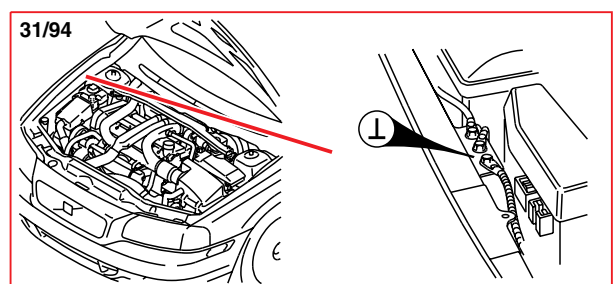
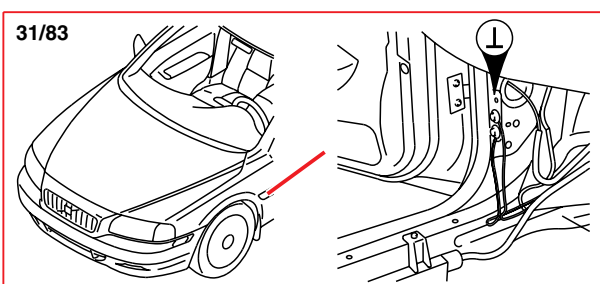
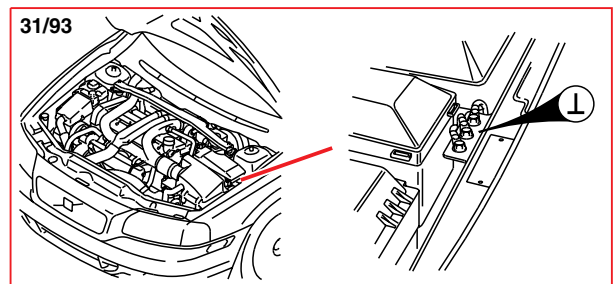
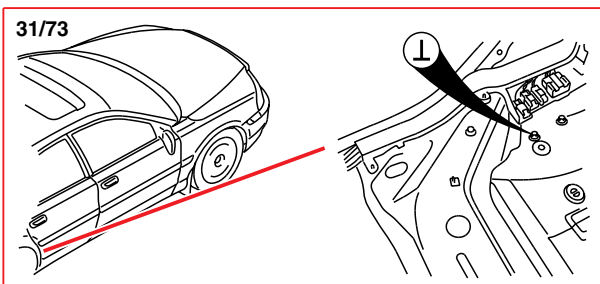
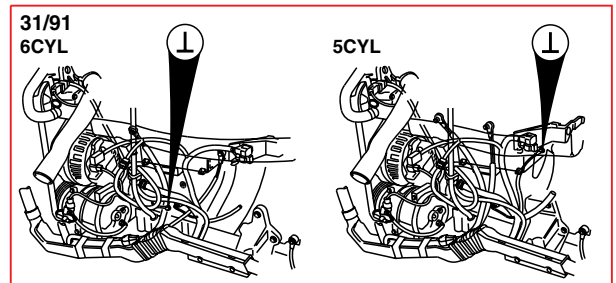
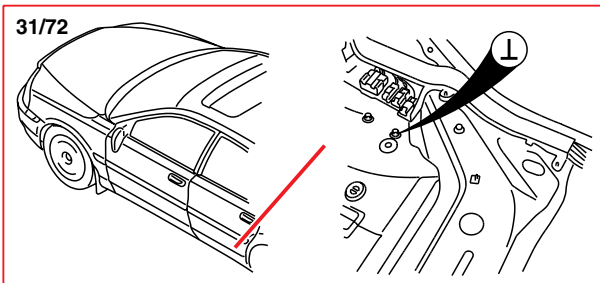
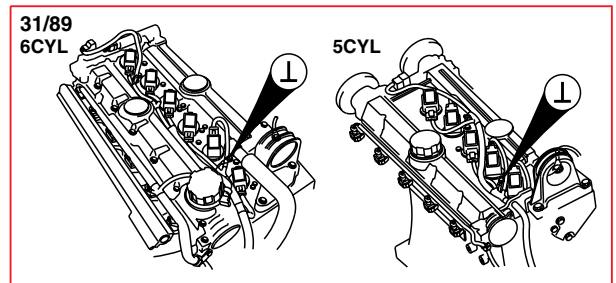
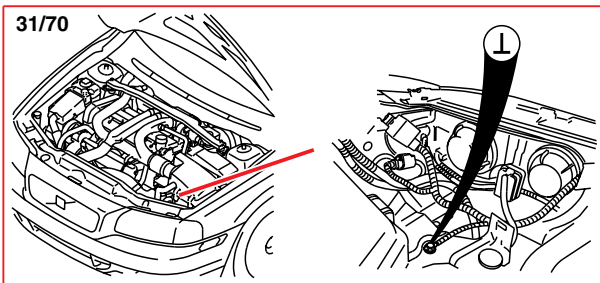
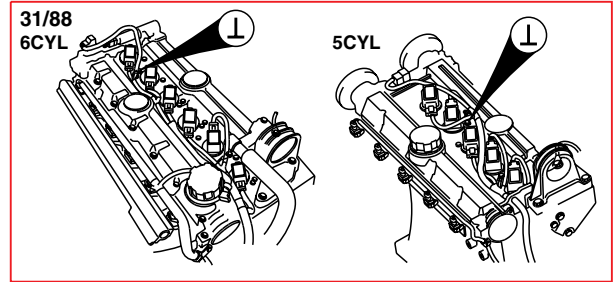
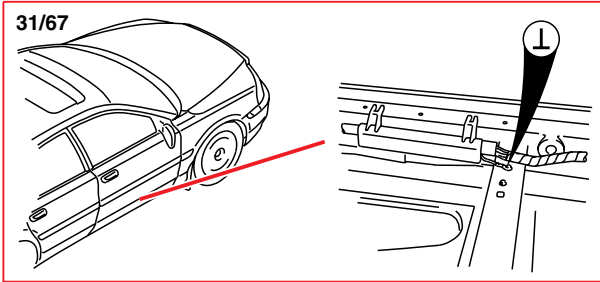
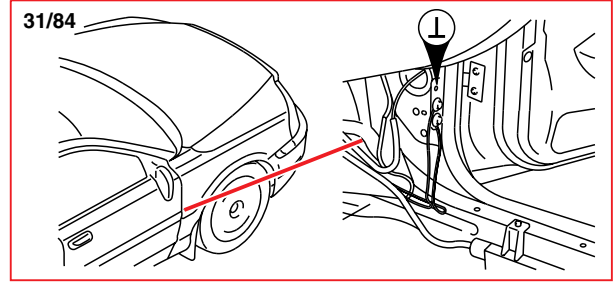
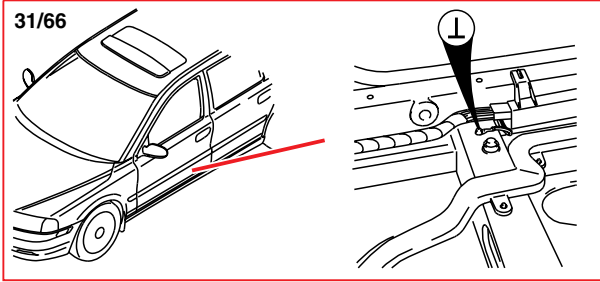


Component illustrations
31/1 - 31/53



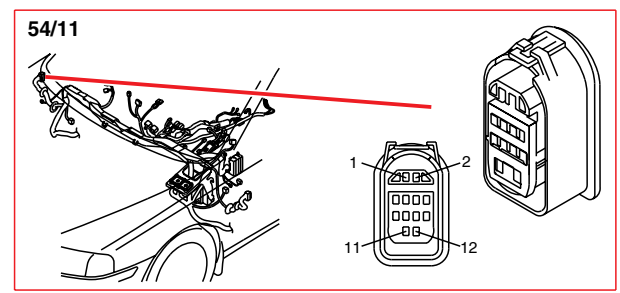
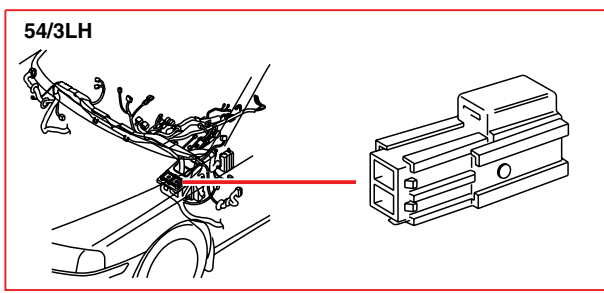
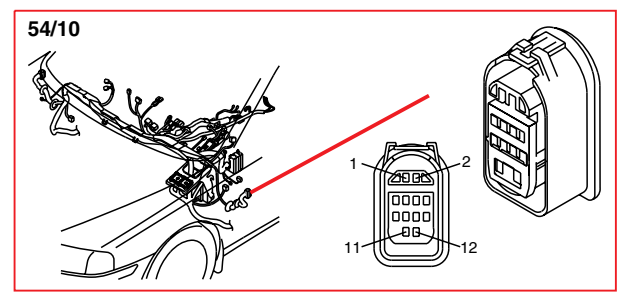
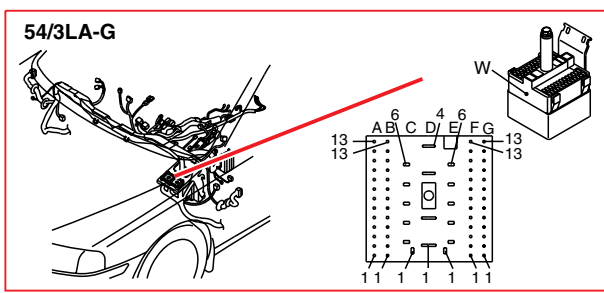
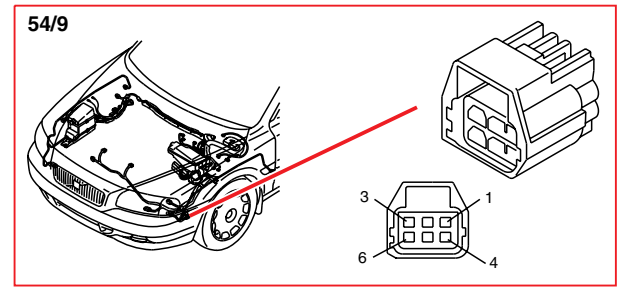
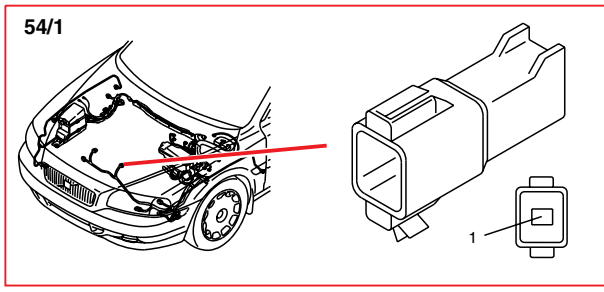
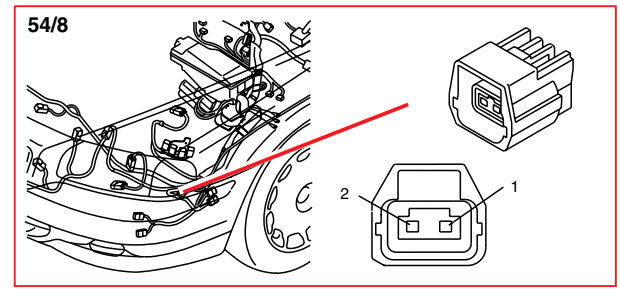
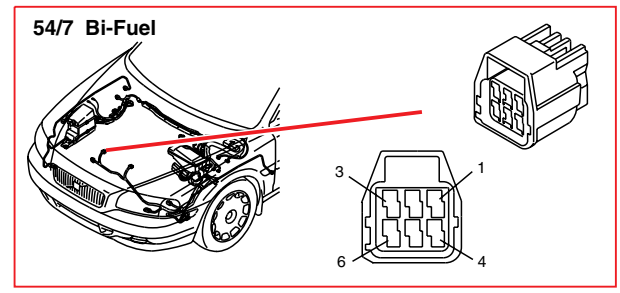
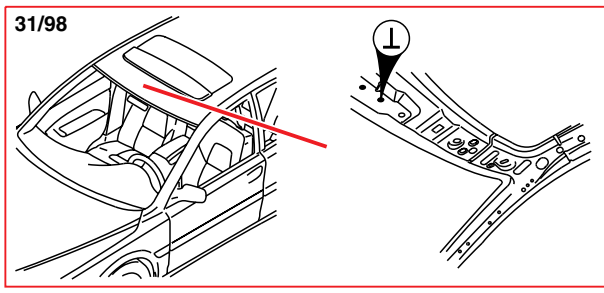
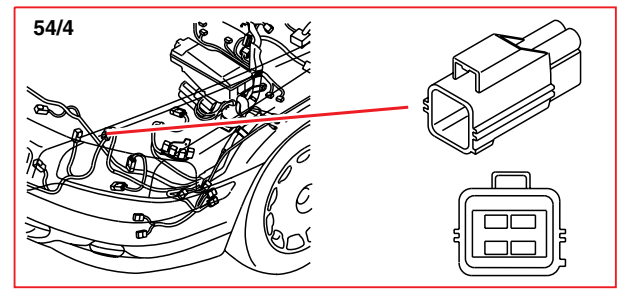
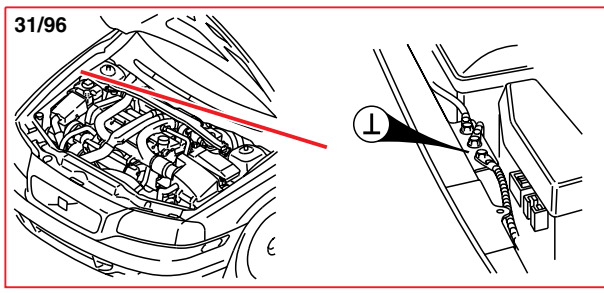
Component illustrations

31/66 - 31/94



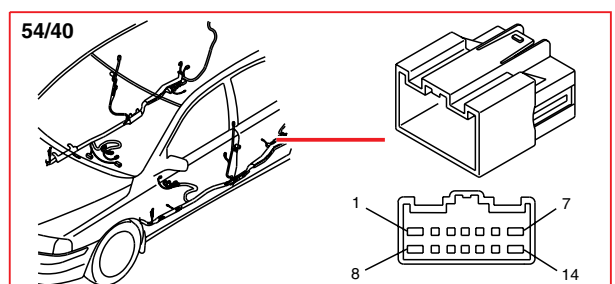
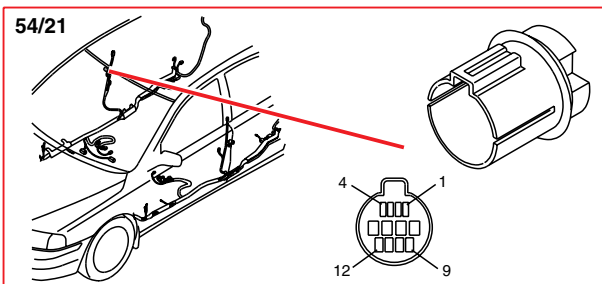
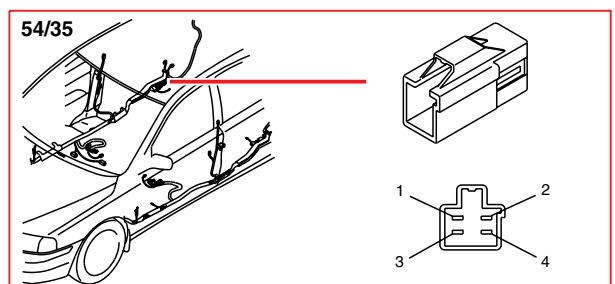
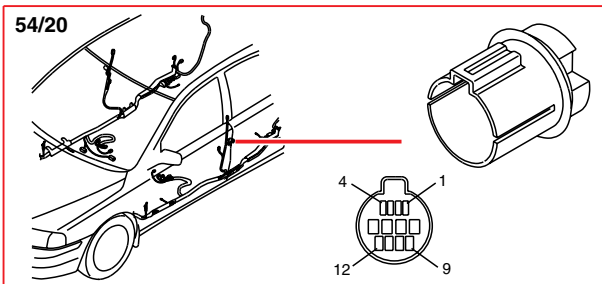
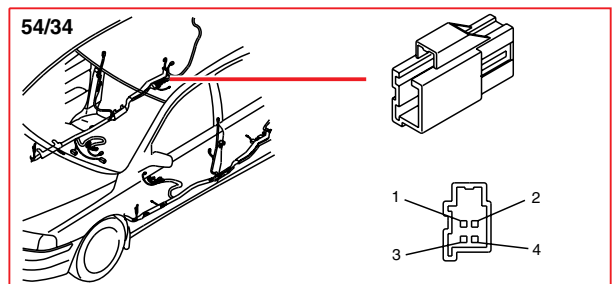
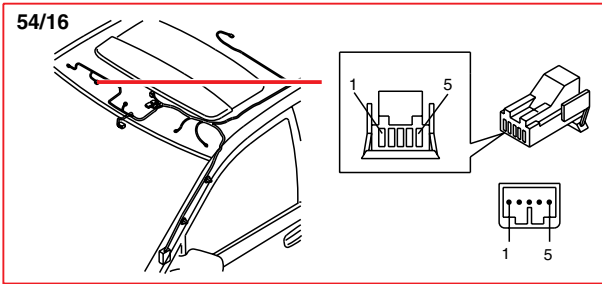
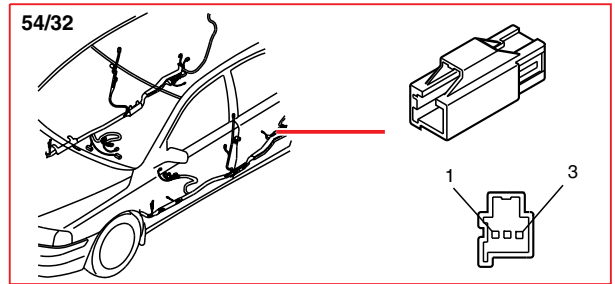
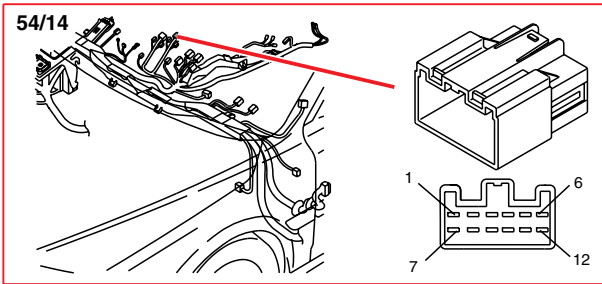
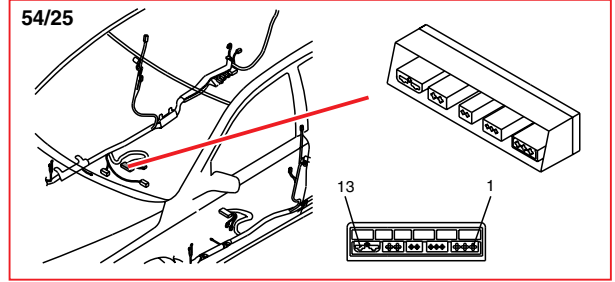
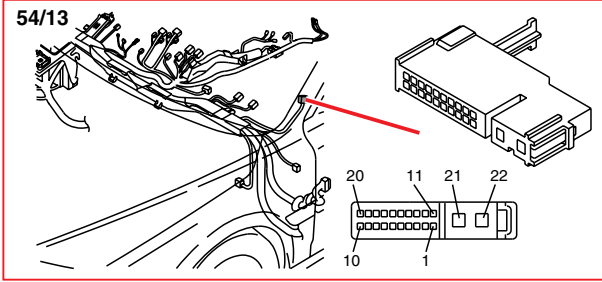
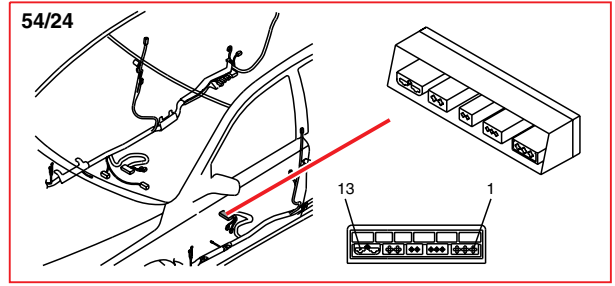
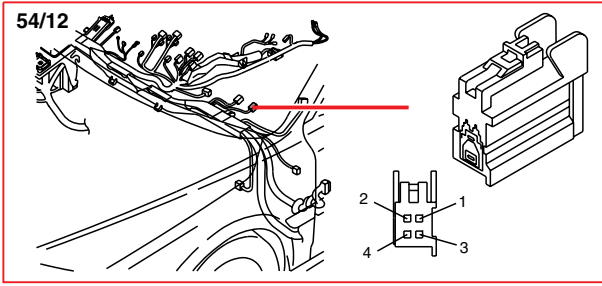
Component illustrations

31/96 - 54/11



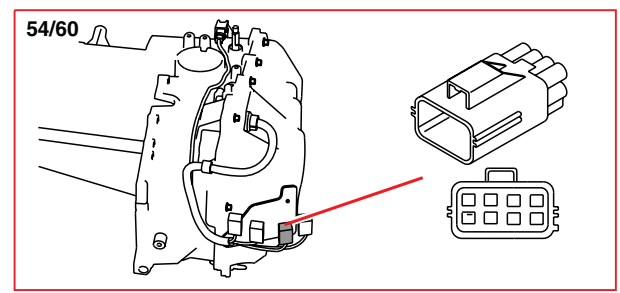
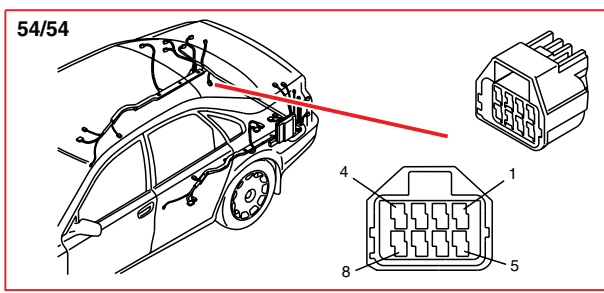
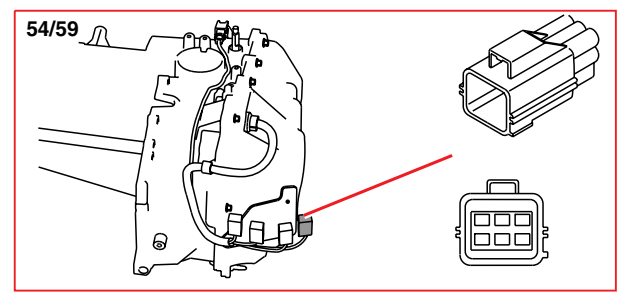
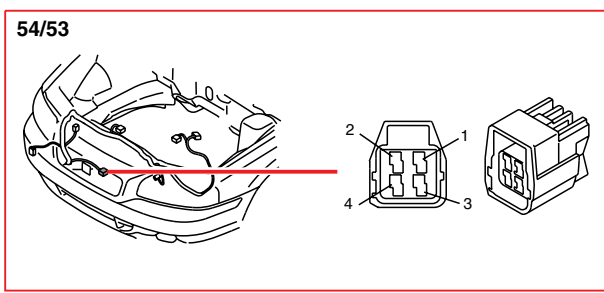
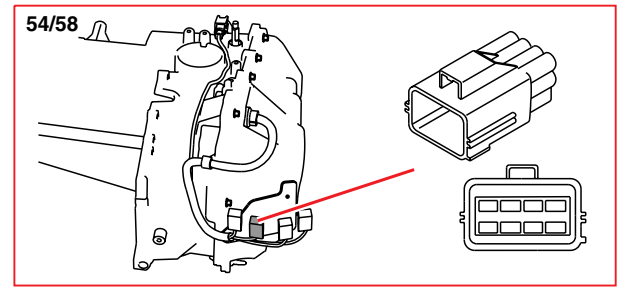
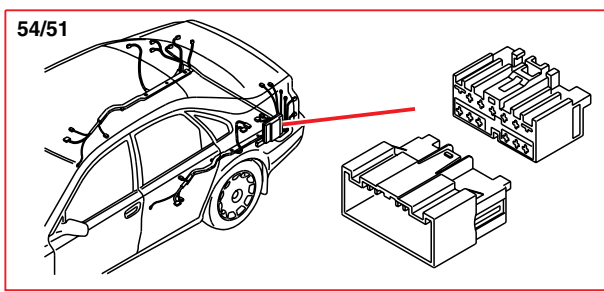
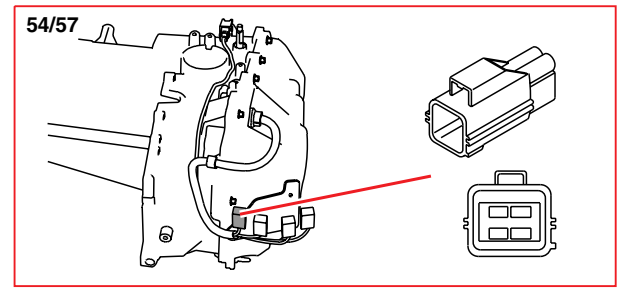
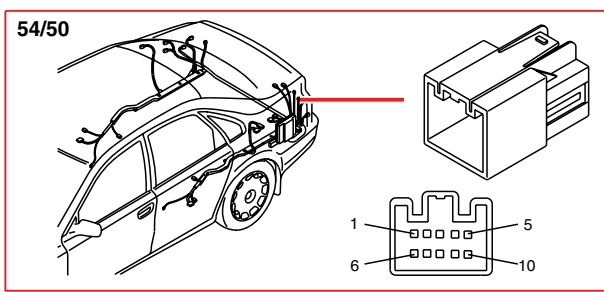
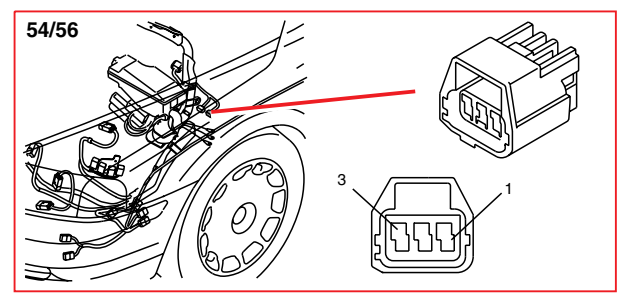
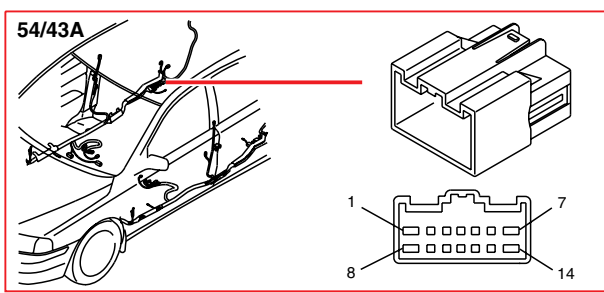
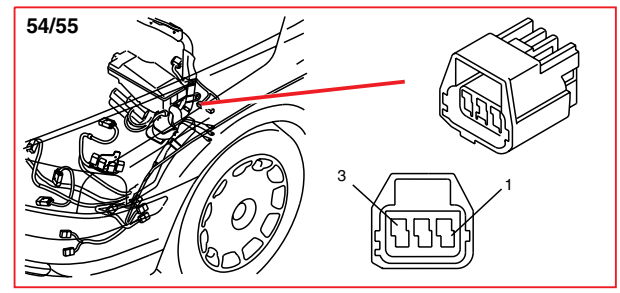
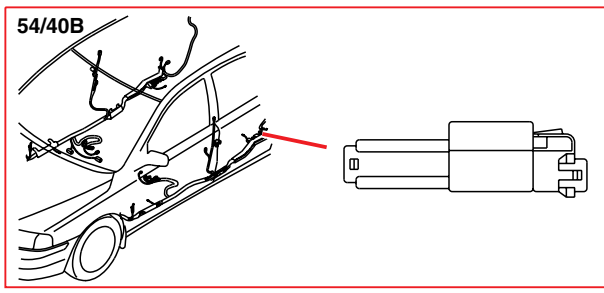
Component illustrations

54/12 - 54/40



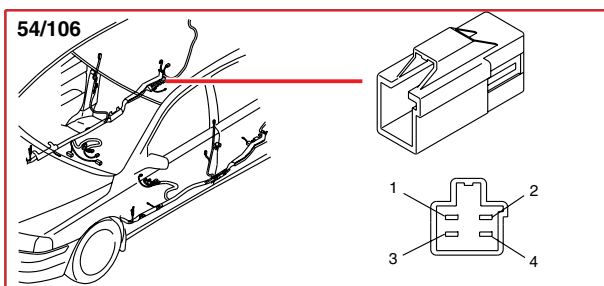
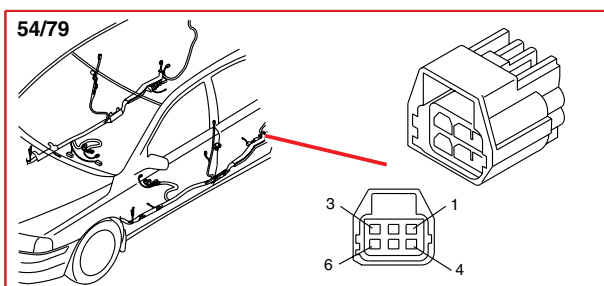
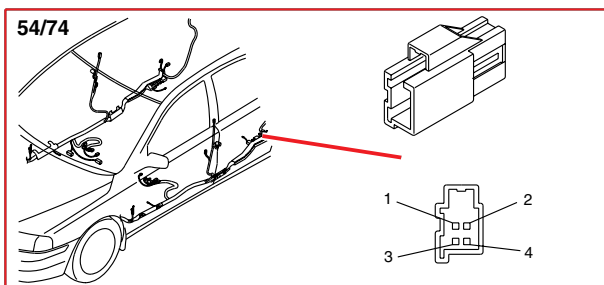
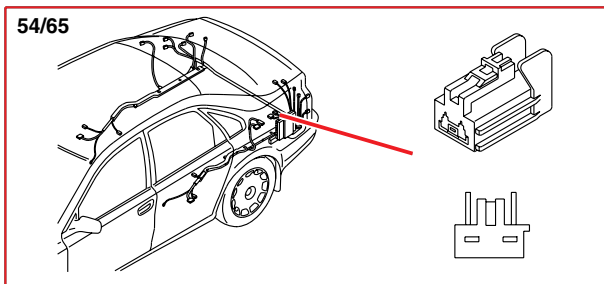
Component illustrations

54/40B - 54/60



Component illustrations

54/65 - 54/106



Nr.	
12V cargo compartment outlet	72
12V outlet	71
A	
Abbreviations	3
Accessory Electronic Module (AEM)	65
Anti-theft alarm	67
Audio	77
Audio with auxiliary amplifier	78
Automatic transmission, 4T65EV	82
Automatic transmission, AW55-50SN/AW50AWD	81
Auxiliary heater	99
Auxiliary light wiring	52
B	
Beam length adjustment	59
Bifuel harness	139
Boot lid/tailgate harness	137
Brake control module (BCM)	86
Brake lights	56
C	
Cable harness routing in vehicle	129
Cargo compartment harness	136
Central Electronic Module (CEM)	30
Central locking	89
Colors	3
Component illustrations	140
Connectors	103
Contents	1
Control modules	28
Cooling fan	48
Country/Market	3
Cruise control	49
D	
Data communication	34
Diagnostics system	70
Differential Electronic Module (DEM)	85
Door harness	138
Driver information module	73
Driver information module, Bifuel	74
E	
Electrical distribution	6
Electrically adjustable head restraint	101
Electronic Climate Control (ECC)	98
Electronic immobilizer	68
Electronic power steering	87
Emission control, 5-cyl normally aspirated	46
Emission control, 6-cyl & 5-cyl Turbo	47
Engine harness Diesel	130
Engine harness Gasoline	129
Engine management system, 5-cyl normally aspirated	36
Engine management system, 5-cyl Turbo	38
Engine management system, 6-cyl	40
Engine management system, Bifuel	42
Engine management system, Diesel	44
F	
Fog lights	54
Front engine compartment harness LHD	132
Front engine compartment harness RHD	133
Front passenger compartment harness LHD	134
Front passenger compartment harness RHD	135
Fuses by the battery	17
Fuses in the cargo compartment	15
Fuses in the engine compartment	8
Fuses in the passenger compartment	11
G	
Geartronic	83
Ground connections	23
Groups	3
H	
Heated door mirrors	92
Heated rear window	91
Heated seats	94
High and low beam	52
Horn	62
How to use the wiring diagrams	4
I	
Ignition switch and relays	18
Ignition switch symbols	3
Indicators	61
Interior lighting	58
J	
Junction points	120
L	
License plate lighting	55
List of symbols	5
M	
Manual Climate Control (MCC)	97
Mobile phone	80
O	
Other relays	22
P	
Parking heater	99
Parking lights	55
Passenger compartment harness	136
Power door mirrors	93
Power driver's seat	95
Power passenger seat	96
Power sunroof	90
Power supply	50
Power windows	88
R	
Rain sensor	66
Rear Electronic Module (REM)	32
Relays in the engine compartment	19
Relays/Shunts	18
Relays/shunts in the cargo compartment	21
Relays/shunts in the passenger compartment	20
Remote garage door opener	102
Reversing lights	57
Road Traffic Information RTI	76
Roof harness	137
S	
Safety lighting	60
Seat belt reminder	75
Shift lock	84
Starting system	51
Supplemental Restraint System	100
T	
Tail lights	55
Towing bracket wiring	69

R

Rain sensor	88
Rear climate control system XC90	126
Rear door harness XC90	181
Rear Electronic Module (REM) V70/XC70	42
Rear Electronic Module (REM) XC90	44
Rear passenger compartment harness	174
Relays in the engine compartment	24
Relays/Shunts	23
Relays/shunts in the cargo compartment	26
Relays/shunts in the passenger compartment	25
Remote garage door opener	130
Reversing lights	74
Road Traffic Information RTI V70/XC70	105
Roof harness XC90	178
RTI	105

S

Safety lighting	75
Seat belt reminder	97

Shift lock	110
SRS	128, 129
SRS, Warnings and recommendations	0
Starting system	66
Supplemental Restraint System V70/XC70	128
Supplemental Restraint System XC90	129

T

Tail lights V70	72
Tail lights XC90	73
Tailgate harness V70	176
Tailgate harness XC90	177
Towing bracket wiring	93

W

Wiper/washer, rear window	86
Wipers/washers, headlights V70/XC70	84
Wipers/washers, windshield	83

Connectors

54/3LB:8-13 - 54/3LD

54/3LB

13-pin white

No.	Passenger compartment harness			Engine compartment harness		
8	7/164:3	Sensor module DSTC	GR	4/16:6	Brake Control Module (BCM)	P-W
9	7/57:1	Right-hand rear ABS sensor	BN	4/16:43	Brake Control Module (BCM)	BN-W
10	7/57:2	Right-hand rear ABS sensor	Y	4/16:42	Brake Control Module (BCM)	Y-W
11	7/56:1	Left-hand rear ABS sensor	BN	4/16:36	Brake Control Module (BCM)	BN-OR
12	7/56:2	Left-hand rear ABS sensor	Y	4/16:37	Brake Control Module (BCM)	Y-VO
13	11C/9:2	Fuse in passenger compartment fuse box	BL-R	4/16:4	Brake Control Module (BCM)	BL-R

54/3LC

6-pin white

No.	Passenger compartment harness			Engine compartment harness		
1	54/34:1	Connector, LHD	GN-GR	15/31C5:13	Engine compartment distribution box, LHD	GN-GR
2	54/10:6	Connector	BN	53/324 4/46B:4	Junction point, Man Engine Control Module (ECM), Auto	BN
3	54/10:5	Connector	W	4/46B:29	Engine Control Module (ECM)	OR-W
4	4/56A:20 3/1:7	Central Electronic Module CEM Ignition switch	Y-W	15/31C4:16 4/46B:23	Engine compartment distribution box Engine Control Module (ECM)	GN-R
5	2/101:1	Relay for extended D2 feed, automatic transmission	VO-W	4/28A:35	Transmission Control Module (TCM)	VO-W
6	20/32:2	Shunt, indicator CEM, left	GN	10/15:2 10/1B:2	Front left fender direction indicator Left-hand front lamp housing	GN

54/3LD

4-pin white

No.	Passenger compartment harness			Engine compartment harness		
1	6/35:1	Fuel pump, auxiliary heater	Y	54/9:2	Connector	Y
2	53/402	Junction point	R	15/31C1:2	Engine compartment distribution box	R-W
3	53/403	Junction point	R	15/31C2:1	Engine compartment distribution box	R
4	20/34:2	Shunt, indicator CEM, right	GN-W	10/16:2 10/2B:2	Front right fender direction indicator Right-hand front lamp housing	GN-W

54/3LE
6-pin white

No.	Passenger compartment harness			Engine compartment harness		
1	53/443	Junction point	BL-R	4/46B:37	Engine Control Module (ECM)	BL-R
2	2/63:1	High beam relay	BL	15/31C3:3	Engine compartment distribution box	BL
3	2/62:1	Relay, low beam/Bi-Xenon	GR	15/31C3:1	Engine compartment distribution box	BL-W
4	-		-	-		-
5	-		-	-		-
6	2/34:1	Fog light relay, front	P	10/6:1 10/5:1	Front right fog light Front left fog light	P

54/3LF
13-pin white

No.	Passenger compartment harness			Engine compartment harness		
1	5/1:4	Driver Information Module (DIM)	GR	4/46B:46	Engine Control Module (ECM)	GR
2	4/56A:5	Central Electronic Module CEM	R-W	15/31C4:1	Engine compartment distribution box	R-W
3	4/56A:1	Central Electronic Module CEM	Y-GR	3/10:1	Reversing light contact	Y-GR
4	4/56D:9	Central Electronic Module CEM	Y	8/37B:1 54/58:1	Automatic transmission, AW55-50 Connector, 4T65EV	BL-Y Y
5	4/56D:6 17/13:7	Central Electronic Module CEM Data link connector	W	4/46B:22 4/28B:22	Engine Control Module (ECM) Transmission Control Module (TCM)	W-SB
6	3/156A:2	Gear Selector Module (GSM)	GN-W	4/28B:21	Transmission Control Module (TCM)	GN-SB
7	11C/38:2	Fuse in passenger compartment fuse box	R	16/35:1	Siren Control Module (SCM)	R
8	4/56B:16 54/13:14	Central Electronic Module CEM Connector	W	6/1:3	Windshield wiper motor	BL-W
9	5/1:5	Driver Information Module (DIM)	Y-R	7/4:1	Brake fluid level sensor	Y-R
10	11C/31:2	Fuse in passenger compartment fuse box	GR	53/379	Junction point	GR
11	11C/30:2	Fuse in passenger compartment fuse box	W	53/378	Junction point	W
12	53/437	Junction point	VO-W	54/9:4	Connector	VO-W
13	4/56A:18 3/111:3	Central Electronic Module CEM Light Switch Module (LSM)	GN-W	54/9:6	Connector	GN-W

Connectors

54/3LG - 54/4

54/3LG

13-pin white

No.	Passenger compartment harness			Engine compartment harness		
1	4/56A:12	Central Electronic Module CEM	W	6/71:5	Stepper motor, speed-dependent power steering, S80	GN-W
2	4/56A:11	Central Electronic Module CEM	GN	6/71:4	Stepper motor, speed-dependent power steering, S80	GN
3	4/56A:7	Central Electronic Module CEM	Y	6/71:3	Stepper motor, speed-dependent power steering, S80	Y
4	4/56A:6	Central Electronic Module CEM	BN	6/71:2	Stepper motor, speed-dependent power steering, S80	BN
5	54/13:15	Connector	P	16/35:2	Siren Control Module (SCM)	P
6	53/430	Junction point	W	4/46B:13 4/28B:14	Engine Control Module (ECM) Transmission Control Module (TCM)	W
7	53/431	Junction point	GN	4/46B:1 4/28B:2	Engine Control Module (ECM) Transmission Control Module (TCM)	GN
8	4/56C:6	Central Electronic Module CEM	BN-W	54/8:2	Connector	BN-W
9	4/56A:4	Central Electronic Module CEM	Y	54/4:3	Connector	Y
10	4/56B:15	Central Electronic Module CEM	Y	6/2:3	Windshield washer pump	GN-Y
11	4/56A:9	Central Electronic Module CEM	GN-R	6/38:2 6/39:2	Left-hand headlight level adjustment motor Right-hand headlight adjustment motor	GN-R
12	4/56B:4	Central Electronic Module CEM	Y	4/46B:26 3/9:5	Engine Control Module (ECM) Brake light contact	Y
13	11C/12:2	Fuse in passenger compartment fuse box	VO	53/380	Junction point	VO

54/3LH

2-pin black

No.	Passenger compartment harness			Engine compartment harness		
1	53/415	Junction point	R	15/31C1:1	Engine compartment distribution box	R-SB
2	-		-	-		-

54/4

4-pin dark gray

No.	Engine compartment harness			Front harness		
1	15/31C6:11	Engine compartment distribution box	R-SB	16/10:1	Horn 1	R-SB
2	15/31C6:11	Engine compartment distribution box	R-SB	16/11:1	Horn 2	R-SB
3	54/3LG:9	Connector	Y	3/62:1	Hood alarm contact	Y
4	53/331	Junction point	SB	53/382	Junction point	SB

54/7

6-pin dark gray

No.	Engine compartment harness			Engine harness Bi-Fuel		
1	-	-	-	-	-	-
2	-	-	-	-	-	-
3	4/46B:32	Engine Control Module (ECM)	W	6/105:1	Fuel distributor, gas	W
4	4/46B:50	Engine Control Module (ECM)	P-SB	6/105:2	Fuel distributor, gas	P-SB
5	4/46B:39	Engine Control Module (ECM)	VO	8/75:1	Valve, fuel cut-off DFCE	VO
6	-	-	-	-	-	-

54/8

2-pin dark gray

No.	Engine compartment harness			Auxiliary light harness		
1	15/31C6:3	Engine compartment distribution box	R-SB	-	-	-
2	54/3LG:8	Connector	BN-W	2/64:1	Auxiliary light (accessory) relay	BN-W

54/9

6-pin dark gray

No.	Engine compartment harness			Heater harness		
1	15/31C6:7	Engine compartment distribution box	R	4/7:9	Combustion Preheater Module (CPM)	R
2	54/3LD:1	Connector	Y	9/30	Auxiliary heater	Y
3	53/331	Junction point	BN-SB	4/7:3	Combustion Preheater Module (CPM)	SB
				9/30	Auxiliary heater	
4	54/3LF:12	Connector	VO-W	4/7:15	Combustion Preheater Module (CPM)	VO-W
5	-	-	-	-	-	-
6	54/3LF:13	Connector	GN-W	4/7:6	Combustion Preheater Module (CPM)	GN-W

54/10

12-pin black

No.	Passenger compartment harness			Front left door harness		
1	11C/35:2	Fuse in passenger compartment fuse box	R	3/126B:12	Driver/Passenger Door Module (DDM/PDM)	R
2	-	-	-	-	-	-
3	53/516	Junction point	W	3/126A:2	Driver/Passenger Door Module (DDM/PDM)	W
4	53/517	Junction point	GN	3/126A:3	Driver/Passenger Door Module (DDM/PDM)	GN
continues						

Connectors

54/10:5-12 - 54/11

54/10

12-pin black

No.	Passenger compartment harness			Front left door harness		
5	54/3LC:3	Connector	W	6/62:2	Left-hand power door mirror	W
6	54/3LC:2	Connector	BN	6/62:3	Power door mirror, left	BN
7	-		-	-		-
8	4/56D:7	Central Electronic Module CEM	P	3/74:3	Left-hand front door lock unit	P
9	16/1B:1 54/14:1	Audio Module (AUM) Connector	GR-R	53/519	Junction point	GR-R
10	16/1B:2 54/14:2	Audio Module (AUM) Connector	GR	53/520	Junction point	GR
11	53/500	Junction point	SB	3/126B:5	Driver/Passenger Door Module (DDM/PDM), V70	SB
12	-		-	-		-

54/11

12-pin black

No.	Passenger compartment harness			Front right door harness		
1	11C/36:2	Fuse in passenger compartment fuse box	R	3/127B:12	Passenger/Driver Door Module (PDM/DDM)	R
2	-		-	-		-
3	53/433	Junction point	W	3/127A:2	Passenger/Driver Door Module (PDM/DDM)	W
4	53/434	Junction point	GN	3/127A:3	Passenger/Driver Door Module (PDM/DDM)	GN
5	-		-	-		-
6	-		-	-		-
7	-		-	-		-
8	4/56D:8	Central Electronic Module CEM	P	3/75:3	Right-hand front door lock unit	P
9	16/1B:5 54/14:5	Audio Module (AUM) Connector	GR-R	53/521	Junction point	GR-R
10	16/1B:6 54/14:6	Audio Module (AUM) Connector	GR	53/522	Junction point	GR
11	53/501	Junction point	SB	3/127B:5	Passenger/Driver Door Module (PDM/DDM)	SB
12	-		-	-		-

54/12
12-pin black

No.	Passenger compartment harness		Airbag (SRS) harness			
1	4/9B:12/40	Control module, Supplemental Restraint System (SRS)	OR	8/31:1	Passenger side airbag igniter	BL
2	4/9B:11/39	Control module, Supplemental Restraint System (SRS)	OR-SB	8/31:2	Passenger side airbag igniter	BN
3	4/9B:14/42	Control module, Supplemental Restraint System (SRS)	GN-OR	8/32:2	Passenger side airbag igniter, stage 2	BN
4	4/9B:13/41	Control module, Supplemental Restraint System (SRS)	OR	8/32:1	Passenger side airbag igniter, stage 2	BL

54/13
22-pin black

No.	Passenger compartment harness			Roof harness		
1	11C28:2	Fuse in passenger compartment fuse box	R	53/534	Junction point	R
2-4	-		-	-		-
5	53/516	Junction point	W	4/70:3	Upper Electronic Module UEM	W
6	53/517	Junction point	GN	4/70:5	Upper Electronic Module UEM	GN
7-10	-		-	-		-
11	4/56B:5	Central Electronic Module CEM	Y-R	10/19:1	Auxiliary brake light	Y-R
12-13	-		-	-		-
14	54/3LF:8	Connector	W	54/16:4	Connector	W
15	54/3LG:5	Connector	P	4/33:4 4/70:21	Sunroof control module SRM Upper Electronic Module UEM	P
16	4/56A:15	Central Electronic Module CEM	Y	-		-
17-19	-		-	-		-
20	53/400	Junction point	BN	53/503	Junction point	BN
21	11C/34:2	Fuse in passenger compartment fuse box	R	4/33A:1	Sunroof control module SRM	R
22	53/405	Junction point	SB	4/33A:10	Sunroof control module SRM	SB

Connectors

54/14 - 54/20:1-6

54/14

12-pin light gray

No.	Passenger compartment harness			Audio		
1	54/10:9	Connector	GR-R	16/2B:1	Amplifier	GR-R
2	54/10:10	Connector	GR	16/2B:2	Amplifier	GR
3	-		-	-		-
4	-		-	-		-
5	54/11:9	Connector	GR-R	16/2B:5	Amplifier	GR-R
6	54/11:10	Connector	GR	16/2B:6	Amplifier	GR
7	53/523	Junction point	GR-W	16/2B:7	Amplifier	GR-W
8	53/524	Junction point	GR	16/2B:8	Amplifier	GR
9	-		-	-		-
10	-		-	-		-
11	53/525	Junction point	GR-W	16/2B:11	Amplifier	GR-W
12	53/526	Junction point	GR	16/2B:12	Amplifier	GR

54/16

5-pin green

No.	Roof harness			Rain sensor harness		
1	4/70:13	Upper Electronic Module UEM	GN	7/149:1	Rain sensor	GN
2	53/503	Junction point	BN	7/149:2	Rain sensor	BN
3	53/305	Junction point	VO-W	7/149:3	Rain sensor	VO-W
4	54/13:14	Connector	W	7/149:4	Rain sensor	W
5	-		-	-		-

54/20

12-pin black

No.	Passenger compartment harness			Rear left door harness		
1	53/523	Junction point	GR-W	16/6:1	Left-hand rear door speaker	GR-W
2	53/524	Junction point	GR	16/6:2	Left-hand rear door speaker	GR
3	4/56B:12	Central Electronic Module CEM	P	3/76:2	Left-hand rear door lock unit	P
4	4/56B:13	Central Electronic Module CEM	BL	3/76:5	Left-hand rear door lock unit	BL
5	53/446	Junction point	Y	3/85:1	Door power window switch, left rear	Y
				53/527	Junction point, S60	
6	2/118:1	Rear power window down relay	BL	3/85:3	Door power window switch, left rear	BL
continues						

54/20
12-pin black

No.	Passenger compartment harness			Rear left door harness		
7	53/504	Junction point	W	10/122:2	Left rear courtesy lighting, S80	-
8	2/116:1	Rear power window up relay	GN-BN	3/85:5	Door power window switch, left rear	GN-BN
9	54/40:4	Connector	VO	3/76:8 2/138:1	Left-hand rear door lock unit Deadlock relay, left rear door, S60	VO
10	54/40:3	Connector	GR	3/76:6	Left-hand rear door lock unit	GR
11	54/40:2	Connector	Y	3/76:4	Left-hand rear door lock unit	Y
12	53/500	Junction point	SB	53/531	Junction point	SB

54/21
12-pin black

No.	Passenger compartment harness			Rear right door harness		
1	53/525	Junction point	GR-W	16/5:1	Right-hand rear door speaker	GR-W
2	53/526	Junction point	GR	16/5:2	Right-hand rear door speaker	GR
3	4/56C:18	Central Electronic Module CEM	P	3/77:2	Right-hand rear door lock unit	P
4	4/56C:3	Central Electronic Module CEM	BL	3/77:5	Right-hand rear door lock unit	BL
5	53/446	Junction point	Y	3/86:1 53/528	Rear right door power window switch Junction point, S80	Y
6	2/119:1	Right rear power window down relay	BL	3/86:3	Rear right door power window switch	BL
7	53/504	Junction point	W	10/123:2	Right rear courtesy lighting, S80	W
8	2/117:1	Right rear power window up relay	GN-BN	3/86:5	Rear right door power window switch	GN-BN
9	54/43:4	Connector	VO	3/77:8 2/139:1	Right-hand rear door lock unit Deadlock relay, right rear door, S60	VO
10	54/43:3	Connector	GR	3/77:6	Right-hand rear door lock unit	GR
11	54/43:2	Connector	Y	3/77:4	Right-hand rear door lock unit	Y
12	53/501	Junction point	SB	53/532	Junction point	SB

Connectors

54/24 - 54/25:1-6

54/24

13-pin black

No.	Passenger compartment harness			Front left seat harness		
1	11C/7:2	Fuse in passenger compartment fuse box	BL-R	9/12:1	Left seat heater	-
2	4/56B:11	Central Electronic Module CEM	Y-GR	9/12:2	Left seat heater	-
3	53/500	Junction point	SB	9/12:5	Left seat heater	-
	4/52:B4	Power Seat Module (PSM), LHD	BN			
4	4/9A:25/25	Control module, Supplemental Restraint System (SRS)	VO	3/93:1	Switch, left-hand seat belt buckle	-
5	4/9A:26/26	Control module, Supplemental Restraint System (SRS)	OR-SB	3/93:2	Switch, left-hand seat belt buckle	-
6	-		-	-		-
7	4/9A:4/4	Control module, Supplemental Restraint System (SRS)	OR	8/51:1	Front left side airbag igniter	BL
8	4/9A:3/3	Control module, Supplemental Restraint System (SRS)	BL-OR	8/51:2	Front left side airbag igniter	BN
9	16/60:5	Phone Module (PHM), LHD	GR-R	16/78:1	Speaker, mobile telephone	GR-R
10	16/60:4	Phone Module (PHM), LHD	GR	16/78:2	Speaker, mobile telephone	GR
11	11C/4:2	Fuse in passenger compartment fuse box, RHD	R	3/27A:1	Power seat module, passenger	-
12	11C/14:2	Fuse in passenger compartment fuse box	VO	3/27A:2	Power seat module, passenger	-
13	53/500	Junction point, RHD	SB	3/27A:3	Power seat module, passenger	-

54/25

13-pin black

No.	Passenger compartment harness			Front right seat harness		
1	11C/8:2	Fuse in passenger compartment fuse box, V70	BL-R	9/13:1	Right seat warmer	-
2	4/56C:4	Central Electronic Module CEM	Y-GR	9/13:2	Right seat warmer	-
3	53/501	Junction point	SB	9/13:5	Right seat warmer	-
	4/52B:4	Power Seat Module (PSM), RHD	BN			
4	4/9C:25/81	Control module, Supplemental Restraint System (SRS)	VO	3/94:1	Switch, right-hand seat belt buckle	-
5	4/9C:26/82	Control module, Supplemental Restraint System (SRS)	OR-SB	3/94:2	Switch, right-hand seat belt buckle	-
6	-		-	-		-

54/25
13-pin black

No.	Passenger compartment harness			Front right seat harness		
7	4/9C:4/60	Control module, Supplemental Restraint System (SRS)	OR	8/52:1	Front right side airbag igniter	BL
8	4/9C:3/59	Control module, Supplemental Restraint System (SRS)	BL-OR	8/52:2	Front right side airbag igniter	BN
9	16/60:5	Phone Module (PHM), RHD	GR-R	16/78:1	Speaker, mobile telephone	GR-R
10	16/60:4	Phone Module (PHM), RHD	GR	16/78:2	Speaker, mobile telephone	GR
11	11C/4:2	Fuse in passenger compartment fuse box, LHD	R	3/27A:1	Power passenger seat module	-
12	11C/14:2	Fuse in passenger compartment fuse box, LHD	VO	3/27A:2	Power passenger seat module	-
13	53/501	Junction point, LHD	SB	3/27A:3	Power passenger seat module	-

54/32
3-pin light gray

No.	Cargo compartment harness			Rear left angle sensor harness		
1	4/58B:10	Rear Electronic Module (REM)	GN-R	7/120:5	Rear left angle sensor	BL-R
2	4/58B:8	Rear Electronic Module (REM)	GR	7/120:4	Rear left angle sensor	GR-W
3	4/58B:6	Rear Electronic Module (REM)	BN-W	7/120:1	Rear left angle sensor	BN

54/34 LHD
4-pin light gray

No.	Passenger compartment harness			Fuel leakage pump harness		
1	54/3LC:1	Connector	GN-GR	6/67:4	Pump, fuel leakage control	GN-GR
2	2/143:3	Relay, fuel leakage control	GN-R	6/67:2	Pump, fuel leakage control	GN-R
3	54/3LA:4	Connector	GN	6/67:3	Pump, fuel leakage control	GN
4	54/3LB:4	Connector	BL-SB	6/67:1	Pump, fuel leakage control	BL-SB

54/35
4-pin light gray

No.	Cargo compartment harness			Heated fuel filter harness		
1	2/142:4	Relay, preheated fuel filter	Y	8/85:1	Thermostatic switch, fuel filter	Y
2	4/58D:16	Rear Electronic Module (REM)	SB	8/85:2	Thermostatic switch, fuel filter	SB
3	2/142:1	Relay, preheated fuel filter	BL	9/38:1	Electrically heated fuel filter	BL
4	53/604	Junction point	SB	9/38:2	Electrically heated fuel filter	SB

Connectors

54/40 - 54/43:1-7

54/40

14-pin light gray

No.	Passenger compartment harness			Cargo compartment harness		
1	11C/30:2	Fuse in passenger compartment fuse box	W	20/28:3	Shunt, parking light REM	W
2	54/20:11	Connector	Y	53/627	Junction point	Y
3	54/20:10	Connector	GR	2/112:1	Unlocking relay, left-hand rear	GR-SB
4	54/20:9	Connector	VO	2/115:1	Relay, deadlock, rear doors	VO
5	53/435	Junction point	GN	4/58A:16 53/664	Rear Electronic Module (REM) Junction point, AEM	GN
6	53/436	Junction point	W	4/58A:14 53/663	Rear Electronic Module (REM) Junction point, AEM	W
7	20/32:2	Shunt, indicator CEM, left	GN	10/18A:2 10/18B:4	Rear left lamp housing, S60 Rear left lamp housing, S80	GN
8	11C/31:2	Fuse in passenger compartment fuse box	GR	53/609	Junction point	GR
9	-		-	-		-
10	-		-	-		-
11	-		-	-		-
12	11C/6:2	Fuse in passenger compartment fuse box	BL-R	2/140:3	Relay CNG/LPG	BL-R
13	-		-	-		-
14	54/74:1	Connector, DEM	BL	11D/17:2	Fuse in cargo compartment fuse box	BL

54/40B

1-pin black

	Passenger compartment harness			Cargo compartment harness		
1	16/16:1	Window antenna amplifier, left	R	2/82:3	Relay, heated rear window	R

54/43

14-pin light gray

No.	Passenger compartment harness			Cargo compartment harness		
1	-		-	-		-
2	54/21:11	Connector	Y	53/627	Junction point	Y
3	54/21:10	Connector	GR	2/114:1	Unlocking relay, rear right	GR
4	54/21:9	Connector	VO	2/115:1	Relay, deadlock, rear doors	VO
5	6/33:3	Fuel pump	GN	4/58A:2	Rear Electronic Module (REM)	GN
6	6/33:1	Fuel pump	BL	4/58A:8	Rear Electronic Module (REM)	BL
7	20/34:2	Shunt, indicator CEM, right	GN-W	10/17A:2 10/17B:4	Rear right lamp housing, S60 Rear right lamp housing, S80	GN-W
continues						

54/43
14-pin light gray

No.	Passenger compartment harness			Cargo compartment harness		
8	-	-	-	-	-	-
9	-	-	-	-	-	-
10	-	-	-	-	-	-
11	4/56C:5	Central Electronic Module CEM	P	54/50:1	Connector	P
12	6/33:2	Fuel pump	BN	4/58A:10 53/608	Rear Electronic Module (REM) Junction point, CNG/LPG	BN
13	4/56B:6	Central Electronic Module CEM	GN-Y	4/58A:4	Rear Electronic Module (REM)	GN-Y
14	-	-	-	-	-	-

54/50
10-pin light gray

No.	Cargo compartment harness			Trunk lid/tailgate harness		
1	54/43:11	Connector	P	3/78:1	Trunk lid lock unit	BN-R
2	-	-	-	-	-	-
3	2/67:1	Trunk lid opening relay	GR-W	3/78:2	Trunk lid lock unit	GR-W
4	-	-	-	-	-	-
5	-	-	-	-	-	-
6	-	-	-	-	-	-
7	53/609	Junction point	GR	10/3:2	License plate lighting	GR
8	4/58D:7	Rear Electronic Module (REM)	BL	10/3:1	License plate lighting	BL-BN
9	-	-	-	-	-	-
10	53/601	Junction point	SB	3/78:4 10/3:3	Trunk lid lock unit License plate lighting	BL-SB

54/51
13-pin light gray

No.	Cargo compartment harness			Towing bracket wiring		
1	11D/15:2	Fuse in cargo compartment fuse box	BL	15l feed	-	-
2	11D/9:2	Fuse in cargo compartment fuse box	R	30 feed	-	-
3	-	-	-	-	-	-
4	2/79:1	Brake light relay	Y	Brake lights	-	-
5	2/83:1	Trailer fog light relay	P	Rear fog light	-	-
6	-	-	-	-	-	-
7	31/47	Ground connection	SB	Ground connection	-	-
8	53/609	Junction point	GR	Right-hand parking light	-	-
continues						

Connectors

54/51:9-13 - 54/54

54/51

13-pin light gray

No.	Cargo compartment harness			Towing bracket wiring		
9	10/17B:4 10/17A:2	Rear right lamp housing, S80 Rear right lamp housing, S60	GN-W	Right-hand direction indicator		-
10	10/18B:4 10/18A:2	Rear left lamp housing, S80 Rear left lamp housing, S60	GN	Left-hand direction indicator		-
11	20/28:3	Shunt, parking light REM	W	Left-hand parking light		-
12	53/615	Junction point	BL	Reversing lights		-
13	-	-	-	-		-

54/53

4-pin dark gray

No.	Engine harness, 6-cyl Diesel, normally aspirated			Knock sensor		
1	4/46A:46	Engine Control Module (ECM)	BN-SB	7/24:1	Front knock sensor	-
2	4/46A:64	Engine Control Module (ECM)	SB	7/24:2	Front knock sensor	-
3	4/46A:45	Engine Control Module (ECM)	BN	7/23:1	Rear knock sensor	-
4	4/46A:67	Engine Control Module (ECM)	Y-SB	7/23:2	Rear knock sensor	-

54/54 CNG/LPG

8-pin dark gray

No.	Cargo compartment harness			Fuel tank harness CNG/LPG		
1	4/58B:5	Rear Electronic Module (REM)	GR-R	7/156:1	Pressure and temperature sensor CNG	GR-R
2	4/58B:16	Rear Electronic Module (REM)	VO	7/156:2	Pressure and temperature sensor CNG	VO
3	4/58C:1	Rear Electronic Module (REM)	Y	7/156:3	Pressure and temperature sensor CNG	Y
4	4/58C:2	Rear Electronic Module (REM)	Y-GR	7/156:4	Pressure and temperature sensor CNG	Y-GR
5	4/58A:2	Rear Electronic Module (REM)	GN	7/153:1	Sensor, fuel level LPG	GN
6	53/608	Junction point	BN	7/153:2	Sensor, fuel level LPG	BN
7	2/140:1	Relay CNG/LPG	Y-R	8/88:1 8/76:2	Solenoid, gas tan CNG rear Gas tank valve, LPG	Y-R
8	53/604	Junction point	SB	8/88:2 8/76:1	Solenoid, gas tan CNG rear Gas tank valve, LPG	SB

54/55 RHD
3-pin dark gray

No.	Engine compartment harness			Brake pressure sensor harness		
1	4/16:19	Brake Control Module (BCM)	GN-BN	7/129:1	Brake pressure sensor 2	BN
2	4/16:20	Brake Control Module (BCM)	GN-W	7/129:2	Brake pressure sensor 2	W
3	4/16:18	Brake Control Module (BCM)	GR-W	7/129:3	Brake pressure sensor 2	GR

54/56 RHD
3-pin dark gray

No.	Engine compartment harness			Brake pressure sensor harness		
1	4/16:21	Brake Control Module (BCM)	BL-BN	7/139:1	Brake pressure sensor 1	BN
2	4/16:23	Brake Control Module (BCM)	OR-W	7/139:2	Brake pressure sensor 1	W
3	4/16:22	Brake Control Module (BCM)	GR-OR	7/139:3	Brake pressure sensor 1	GR

54/57
4-pin dark gray

No.	Engine compartment harness			Automatic transmission harness		
1	4/28A:41	Transmission Control Module (TCM)	Y-SB	8/37:V	Automatic transmission	Y-SB
2	4/28A:59	Transmission Control Module (TCM)	Y-R	8/37:S	Automatic transmission	Y-R
3	4/28A:39	Turbocharger control valve	SB	7/62:2	Output speed sensor	SB
4	4/28A:57	Turbocharger control valve	Y	7/62:1	Output speed sensor	Y

54/58
8-pin dark gray

No.	Engine compartment harness			Automatic transmission harness		
1	54/3LF:4	Connector	BL-Y	54/58:3	Connector	Y
2	53/331	Junction point	BN-SB	-		-
3	4/28A:44	Turbocharger control valve	Y-GR	54/58:1	Connector	Y
4	53/331	Junction point	BN-SB	53/356	Junction point	SB
5	4/28A:46	Transmission Control Module (TCM)	W	8/37:F	Automatic transmission	W
6	4/28A:64	Transmission Control Module (TCM)	Y	8/37:G	Automatic transmission	Y
7	4/28A:45	Transmission Control Module (TCM)	GN	8/37:H	Automatic transmission	GN
8	4/28A:63	Transmission Control Module (TCM)	BL	8/37:J	Automatic transmission	BL

Connectors

54/59 - 54/74

54/59

6-pin dark gray

No.	Engine compartment harness			Automatic transmission harness		
1	4/28A:50	Transmission Control Module (TCM)	GN-W	8/37:A	Automatic transmission	GN-W
2	4/28A:68	Transmission Control Module (TCM)	BN-W	8/37:B	Automatic transmission	BN-W
3	4/28A:48	Transmission Control Module (TCM)	W-SB	-	-	-
4	4/28A:47	Transmission Control Module (TCM)	R-W	-	-	-
5	4/28A:66	Transmission Control Module (TCM)	BL-W	-	-	-
6	4/28A:65	Transmission Control Module (TCM)	GR-OR	8/37:U	Automatic transmission	GR-OR

54/60

8-pin dark gray

No.	Engine compartment harness			Automatic transmission harness		
1	4/28A:51	Transmission Control Module (TCM)	BN	8/37:T	Automatic transmission	BN
2	4/28A:69	Transmission Control Module (TCM)	Y-W	-	-	-
3	4/28A:52	Transmission Control Module (TCM)	GR	8/37:C	Automatic transmission	GR
4	4/28A:70	Transmission Control Module (TCM)	VO-W	8/37:D	Automatic transmission	VO-W
5	4/28A:49	Transmission Control Module (TCM)	GN-R	-	-	-
6	4/28A:67	Transmission Control Module (TCM)	BN-SB	-	-	-
7	4/28A:37	Transmission Control Module (TCM)	BL-R	8/37:L	Automatic transmission	BL-R
8	4/28A:55	Transmission Control Module (TCM)	BL-SB	8/37:M	Automatic transmission	BL-SB

54/65

2-pin light gray

No.	Cargo compartment harness			AEM harness		
1	11D/11:2	Fuses in cargo compartment fuse box	R	4/78:2	Accessory Electronic Module AEM	R
2	-	-	-	-	-	-

54/74

4-pin light gray

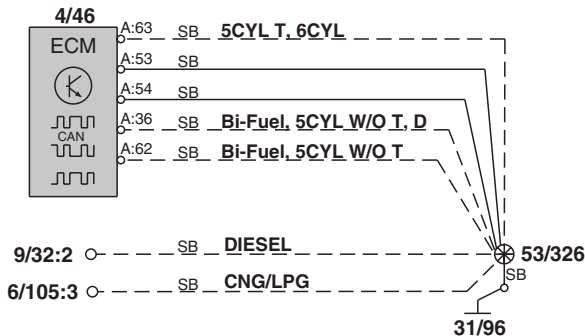
No.	Passenger compartment harness			Harness, Differential Electronic Module DEM		
1	54/40:14	Connector	BL	4/82:1	Differential Electronic Module DEM	BL-R
2	53/512	Junction point	W	4/82:8	Differential Electronic Module DEM	W
3	53/513	Junction point	GN	4/82:7	Differential Electronic Module DEM	GN
4	53/500	Junction point	SB	4/82:2	Differential Electronic Module DEM	BN

54/106
4-pin light gray

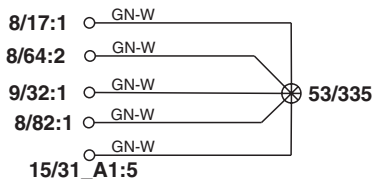
No.	Cargo compartment harness		Harness, fuel tank CNG front			
1	2/140:1	Relay CNG/LPG	Y-R	8/89:1 8/90:1	Solenoid, fuel tank CNG front left Solenoid, fuel tank CNG front right	Y-R
2	53/604	Junction point	SB	8/89:2 8/90:2	Solenoid, fuel tank CNG front left Solenoid, fuel tank CNG front right	SB
3	-	-	-	-	-	-
4	-	-	-	-	-	-

Junction points 53/326 - 53/367

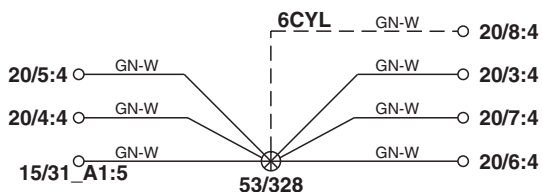
53/326



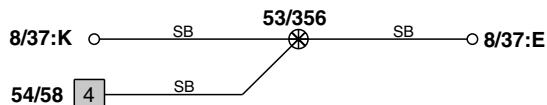
53/335 DIESEL



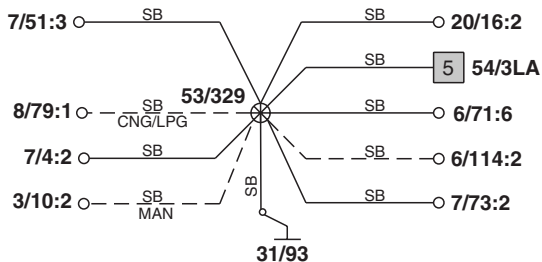
53/328



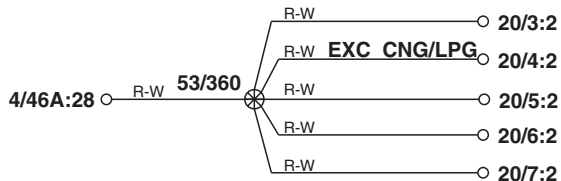
53/356 4T65EV



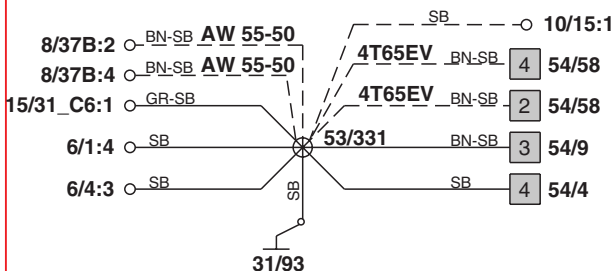
53/329



53/360 5CYL W/O T



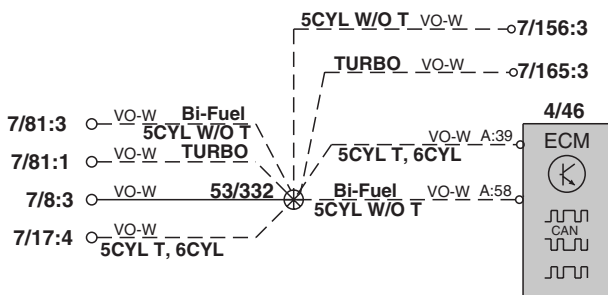
53/331



53/366 CYL 1 DIESEL



53/332



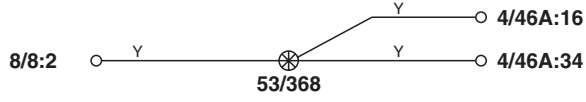
53/367 CYL 2 DIESEL



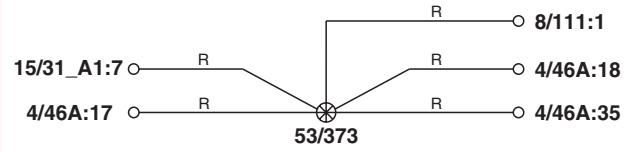
Junction points

53/368 - 53/377

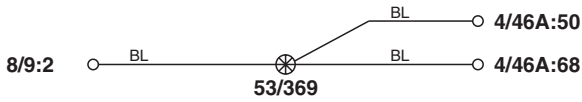
53/368
CYL 3
DIESEL



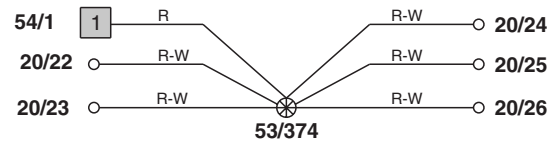
53/373
DIESEL



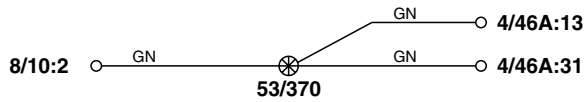
53/369
CYL 4
DIESEL



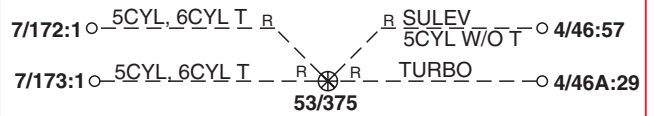
53/374
DIESEL



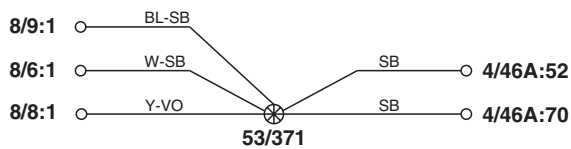
53/370
CYL 5
DIESEL



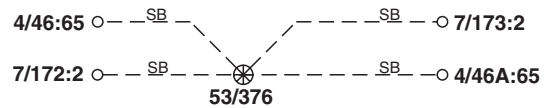
53/375



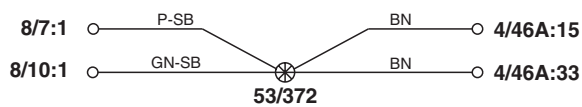
53/371
DIESEL



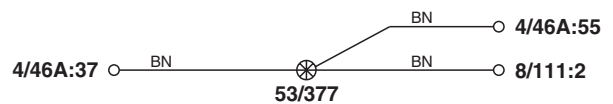
53/376



53/372
DIESEL

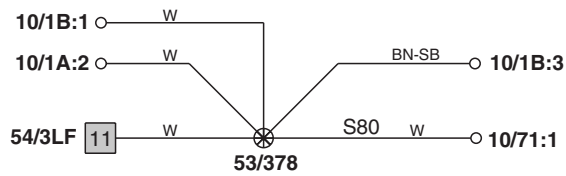


53/377
DIESEL

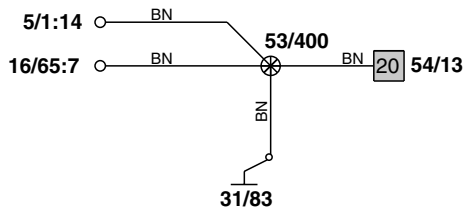


Junction points 53/378 - 53/406

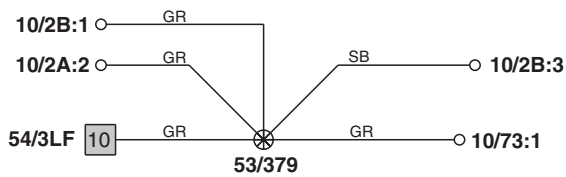
53/378



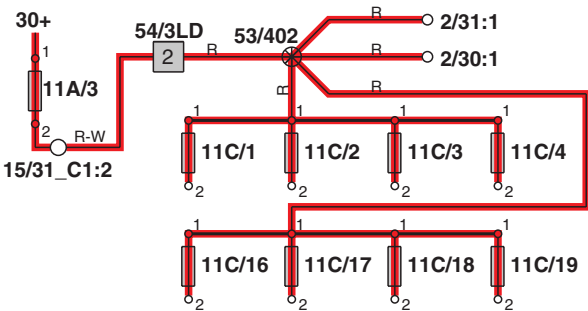
53/400



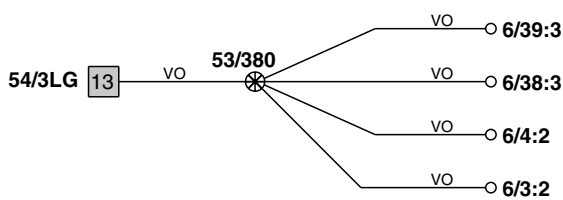
53/379



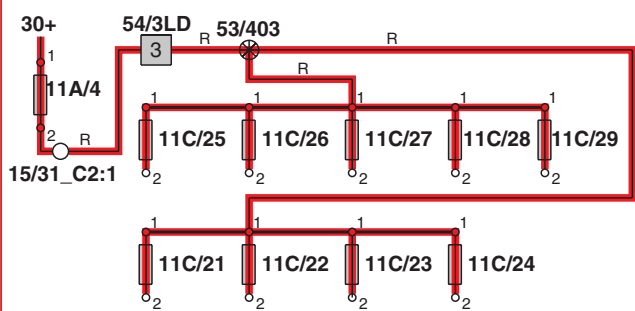
53/402



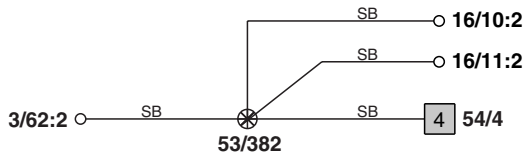
53/380



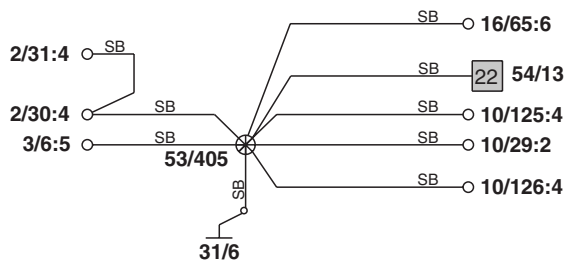
53/403



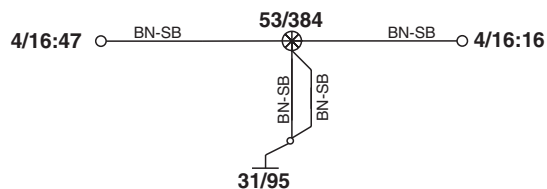
53/382



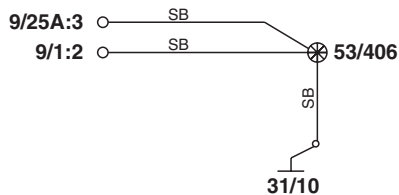
53/405



53/384



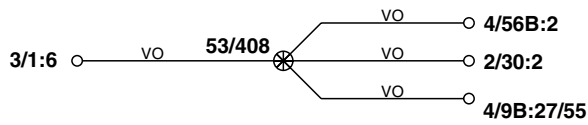
53/406



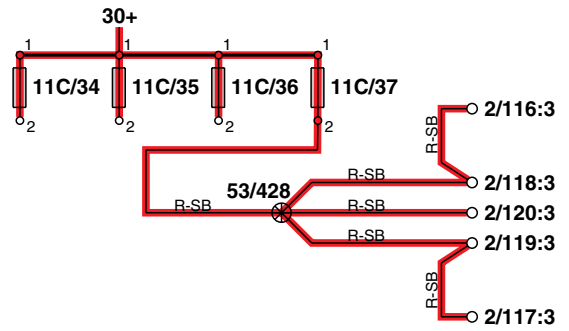
Junction points

53/408 - 53/434

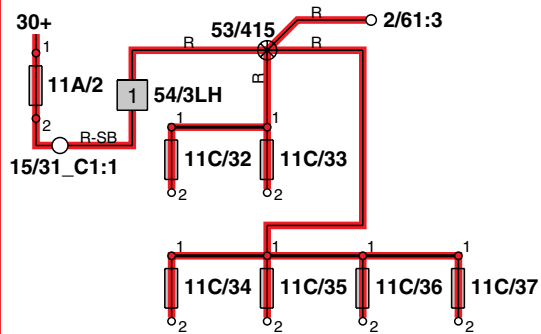
53/408



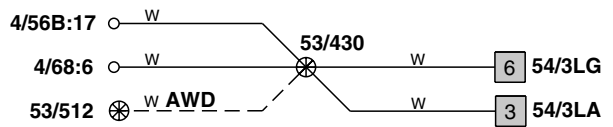
53/428



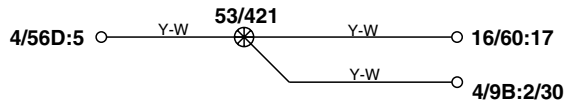
53/415



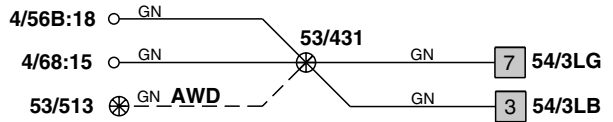
53/430



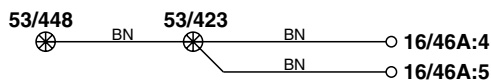
53/421
TELE



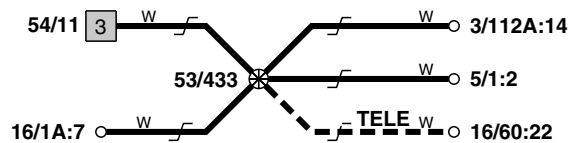
53/431



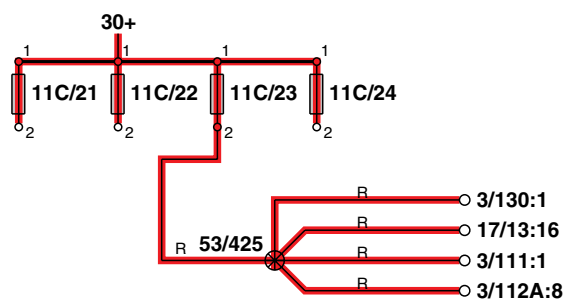
53/423
RTI



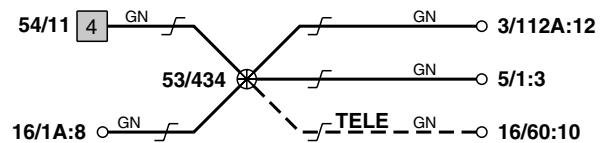
53/433



53/425

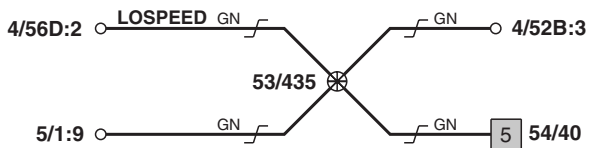


53/434

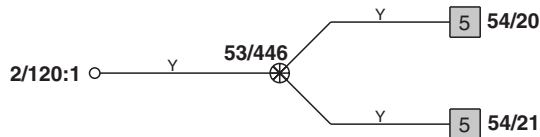


Junction points 53/435 - 53/503

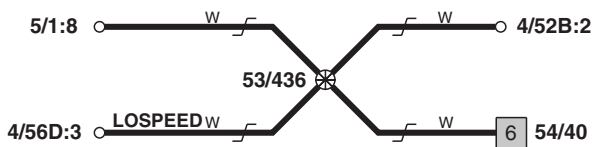
53/435



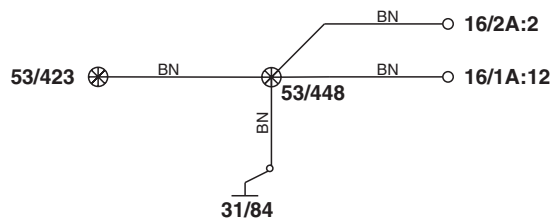
53/446



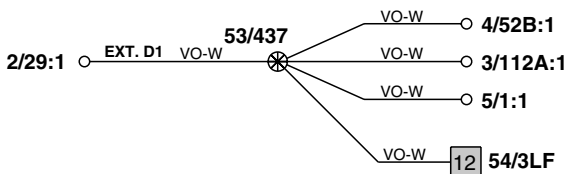
53/436



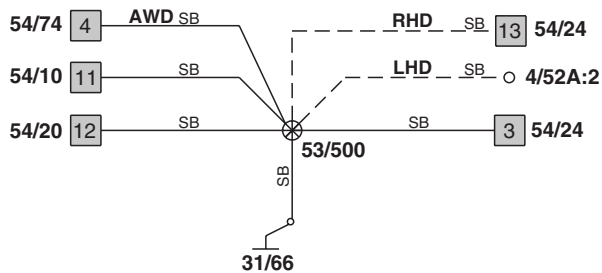
53/448



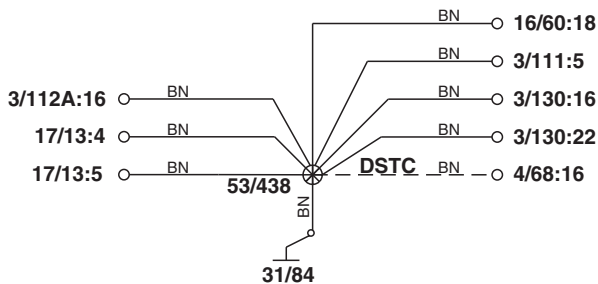
53/437



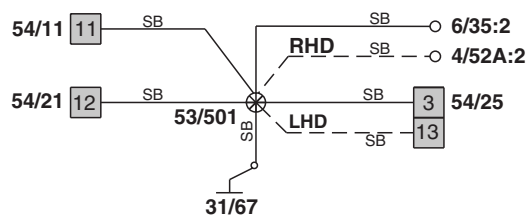
53/500



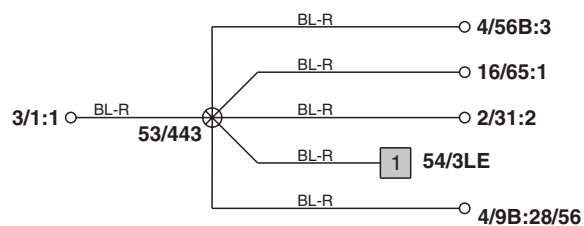
53/438



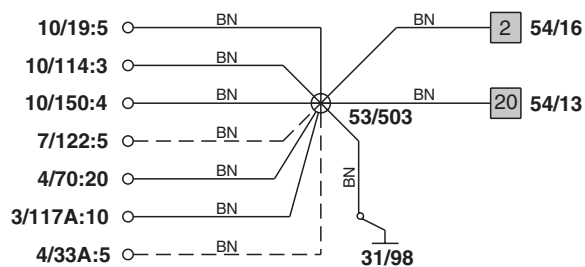
53/501



53/443



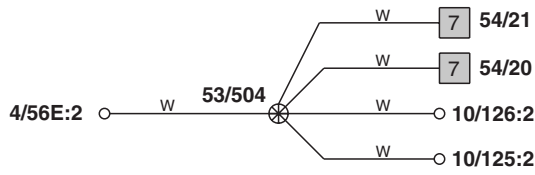
53/503



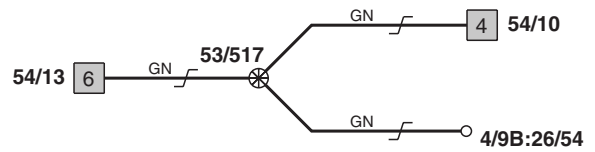
Junction points

53/504 - 53/522

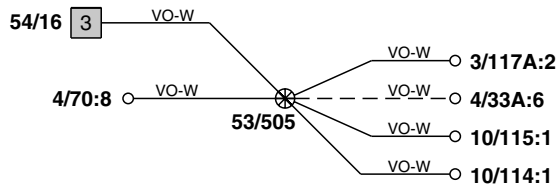
53/504



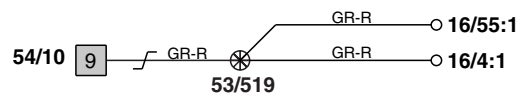
53/517



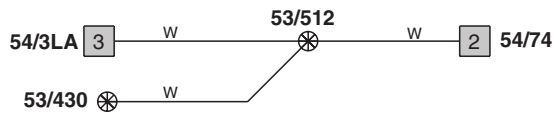
53/505



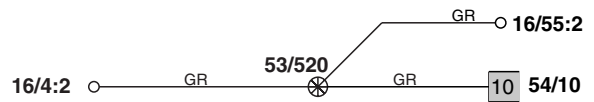
53/519



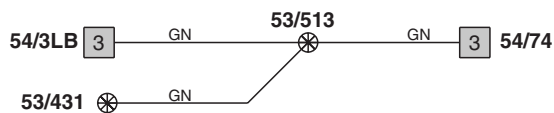
53/512
AWD



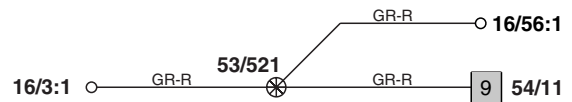
53/520



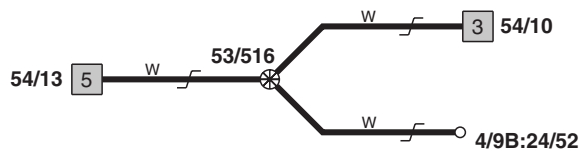
53/513
AWD



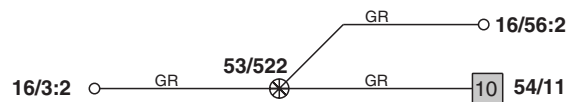
53/521



53/516

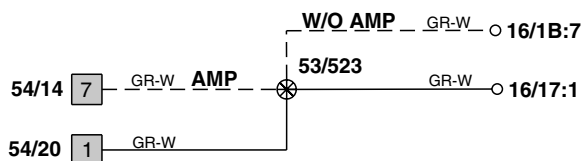


53/522

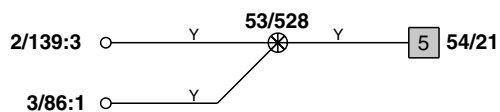


Junction points 53/523 - 53/601

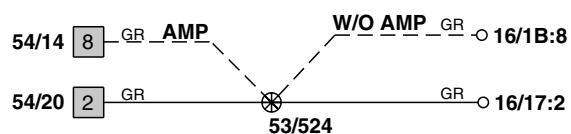
53/523



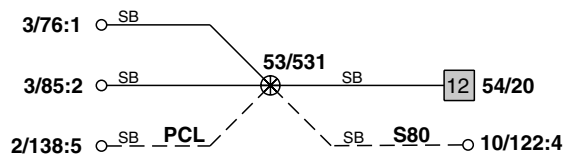
53/528
PCL



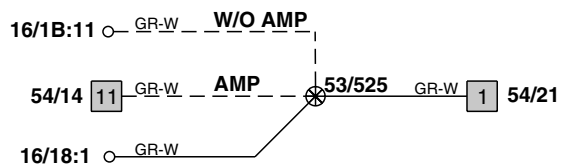
53/524



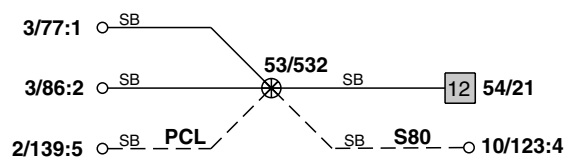
53/531



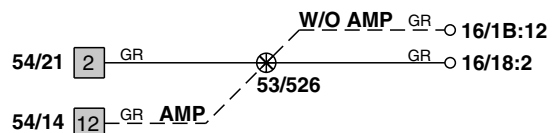
53/525



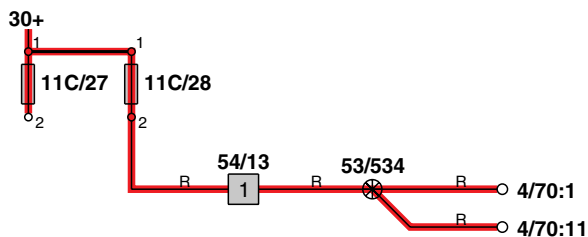
53/532



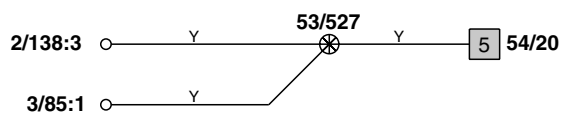
53/526



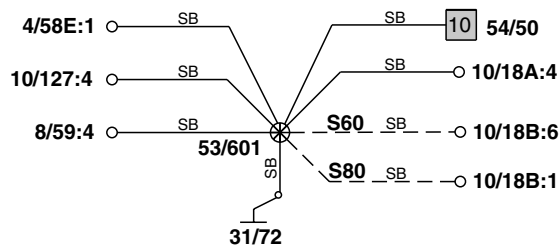
53/534



53/527
PCL



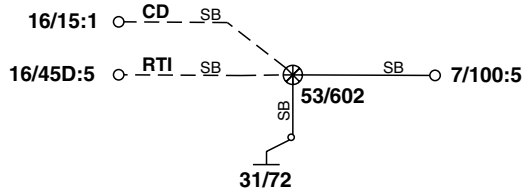
53/601



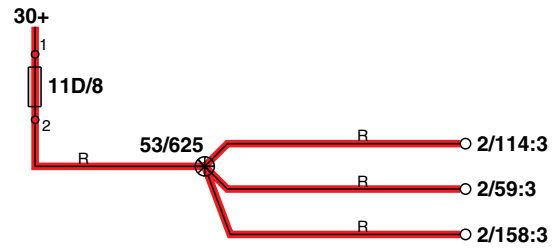
Junction points

53/602 - 53/667

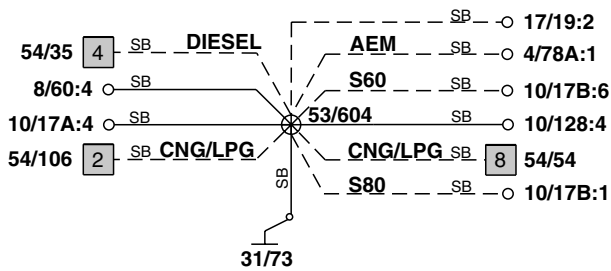
53/602



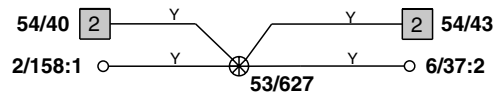
53/625



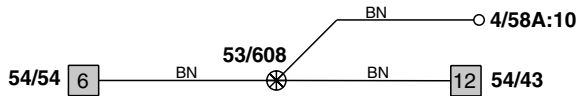
53/604



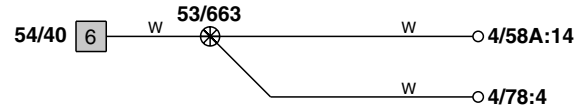
53/627



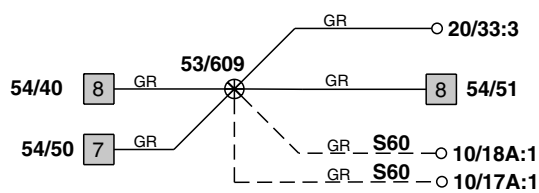
53/608
Bi-Fuel



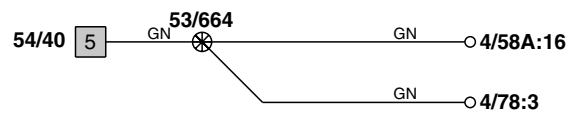
53/663
AEM



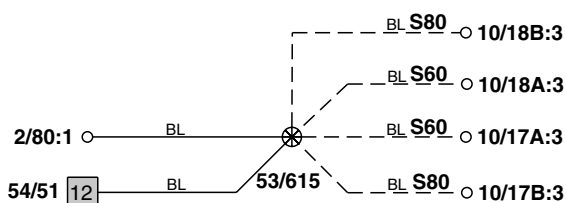
53/609



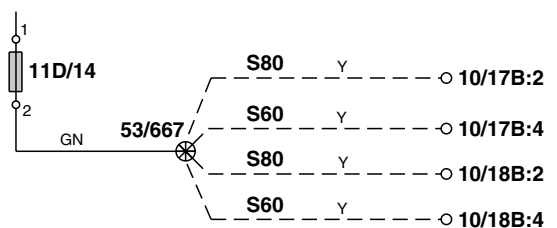
53/664
AEM



53/615



53/667



List of components

1/1	Battery	3/25	Power sunroof switch
2/14	Relay, glow plug unit	3/26	Power driver's seat module
2/17	Horn relay	3/27	Power passenger seat module
2/22	Relay, climate control system	3/35	Trunk handle switch
2/23	Fuel pump relay	3/37	Horn contact
2/29	Relay, extended D1 feed	3/47	Parking brake contact
2/30	X feed overload relay	3/53	Recirculation switch
2/31	15-feed overload relay	3/56	Fan switch
2/32	Engine management system main relay	3/59	Control, beam adjustment
2/33	Relay, fuel system	3/60	Auxiliary light switch
2/34	Fog light relay, front	3/62	Hood alarm contact
2/35	Starter motor relay	3/71	Gear position contacts
2/49	Relay, rear fog light	3/73	Power Child Lock (PCL) switch
2/52	Relay, 15l feed, rear	3/74	Left-hand front door lock unit
2/59	Unlocking relay, fuel filler flap	3/75	Right-hand front door lock unit
2/61	Relay, parking light	3/76	Left-hand rear door lock unit
2/62	Relay, low beam/Bi-Xenon	3/77	Right-hand rear door lock unit
2/63	High beam relay	3/78	Trunk lid lock unit
2/64	Auxiliary light (accessory) relay	3/80	Switch, left-hand central lock
2/67	Trunk lid opening relay	3/82	Switch, right-hand central lock
2/75	Rear adjustable head restraint relay	3/85	Rear left door power window switch
2/79	Brake light relay	3/86	Rear right door power window switch
2/80	Reversing light relay	3/91	Switch, left-hand heated seat
2/82	Relay, heated rear window	3/92	Switch, right-hand heated seat
2/83	Trailer fog light relay	3/93	Left seatbelt latch switch
2/90	Relay, windshield wiper, low/high speed	3/94	Right seatbelt latch switch
2/91	Relay, intermittent windshield wiper	3/95	Spin control switch
2/92	Relay, windshield washer motor	3/111	Light Switch Module (LSM)
2/101	Relay for extended D2 feed, automatic transmission	3/112	Climate Control Module (CCM)
2/112	Unlocking relay, left-hand rear	3/113	Rear adjustable head restraint relay
2/114	Unlocking relay, right-hand rear	3/117	Dome light control module
2/115	Relay, deadlock, rear doors	3/118	Climate control switch
2/116	Rear power window up relay	3/119	Climate control switch, auto
2/117	Right rear power window up relay	3/121	Climate control switch, defroster
2/118	Rear power window down relay	3/122	Climate control switch, ventilation
2/119	Right rear power window down relay	3/123	Climate control switch, floor
2/120	Relay - power windows, power child lock rear door	3/124	Temperature switch, left-hand side
2/138	Deadlock relay, left-hand rear door	3/125	Temperature switch, right-hand side
2/139	Deadlock relay, right-hand rear door	3/126	Driver/Passenger Door Module (DDM/PDM)
2/140	Relay CNG/LPG	3/127	Passenger/Driver Door Module (PDM/DDM)
2/142	Relay, preheated fuel filter	3/130	Steering Wheel Module (SWM)
2/143	Relay, fuel leakage control	3/131	Switch, audio/mobile phone
2/158	Locking relay, rear doors, filler flap	3/135	RTI switch
3/1	Ignition switch	3/155	Automatic transmission program selector
3/4	Cruise control switch SWS	3/156	Gear Selector Module (GSM)
3/6	Hazard warning flasher switch	3/171	Switch, retractable door mirrors
3/8	Heated rear window/door mirror switch	3/173	Switch, trunk lid private lock
3/9	Brake light contact	3/174	Switch, reduced alarm
3/10	Reversing light contact	3/183	Switch, max defrost
		3/184	CNG/LPG switch

7/129	Brake pressure sensor 2	9/13	Right seat warmer
7/130	Fuel level sensor, injector side	9/16	Left-hand backrest heating element
7/139	Brake pressure sensor 1	9/17	Right-hand backrest heating element
7/143	Fuel level sensor, pump side	9/18	Left-hand seat heating element
7/149	Rain sensor	9/19	Right-hand seat heating element
7/153	Sensor, fuel level LPG	9/25	Rear 12V outlet
7/156	Pressure and temperature sensor CNG	9/30	Auxiliary heater
7/159	Air quality sensor	9/32	PTC resistor - air preheating
7/162	Pressure sensor, fuel line	9/33	Left-hand heated door mirror
7/164	Sensor module DSTC	9/34	Right-hand heated door mirror
7/165	Temperature sensor, intake manifold	9/38	Electrically heated fuel filter
7/172	Position sensor, camshaft, intake side		
7/173	Sensor, camshaft		
		10/1	Left-hand front lamp housing
		10/2	Right-hand front lamp housing
8/3	Electromagnetic clutch, climate control system	10/3	License plate lighting
8/6-11	Injectors	10/5	Front left fog light
8/17	EGR valve	10/6	Front right fog light
8/18	EVAP valve	10/11	Front left parking light
8/19	Solenoid, variable valve timing outlet	10/12	Front right parking light
8/28	Turbocharger control valve	10/13	Front left direction indicator
8/30	Driver side airbag igniter	10/14	Front right direction indicator
8/31	Passenger side airbag igniter	10/15	Indicator, front left door
8/32	Igniter, passenger side airbag stage 2	10/16	Indicator, front right door
8/33	Front left belt tensioner igniter	10/17	Lamp housing, right-hand tail light
8/34	Front right seat belt tensioner igniter	10/18	Lamp housing, left-hand tail light
8/36	Shift lock solenoid	10/19	Auxiliary brake light
8/37	Automatic transmission	10/25	Ceiling light, cargo compartment
8/38	Shift solenoid 1	10/29	Glove compartment lighting
8/39	Shift solenoid 2	10/42	Rear right parking light
8/40	Lock-up solenoid	10/43	Right-hand brake light
8/41	Pressure solenoid	10/44	Right-hand tail light lamp
8/46	DSTC activation module	10/45	Right-hand tail light lamp 2
8/51	Front left side airbag igniter	10/46	Fog light, right rear
8/52	Front right side airbag igniter	10/47	Rear right direction indicator
8/55	Rear left belt tensioner igniter	10/48	Right-hand reversing light
8/56	Rear right belt tensioner igniter	10/49	Rear left parking light
8/59	Rear left head restraint solenoid	10/50	Left-hand brake light
8/60	Rear right head restraint solenoid	10/51	Left-hand tail light lamp
8/61	Driver side airbag igniter step 2	10/52	Left-hand tail light lamp 2
8/62	Belt tensioner igniter, center rear seat	10/53	Fog light, left rear
8/64	Solenoid valve, engine mounting	10/54	Rear left direction indicator
8/66	Left-hand inflatable curtain igniter	10/55	Left-hand reversing light
8/67	Right-hand inflatable curtain igniter	10/64	Right-hand high beam
8/71	Throttle solenoid	10/66	Right-hand low beam
8/72	Shift solenoid 3	10/68	Left-hand high beam
8/73	Shift solenoid 4	10/70	Left-hand low beam
8/74	Shift solenoid 5	10/71	Front left side marker light
8/75	Valve, fuel cut-off DFCO	10/72	Front ashtray lighting
8/76	Gas tank valve	10/73	Front right side marker light
8/78	Oil pressure sensor	10/114	Left-hand vanity mirror lighting
8/79	Valve LPG	10/115	Right-hand vanity mirror lighting
8/81	Solenoid, variable valve timing outlet	10/122	Left-hand rear courtesy lighting
8/82	Solenoid, variable turbo geometry	10/123	Right-hand rear courtesy lighting
8/84	Switch, vacuum pump	10/125	Left-hand front courtesy lighting
8/85	Thermostatic switch, fuel filter	10/126	Right-hand front courtesy lighting
8/88	Solenoid, gas tan CNG rear	10/127	Lighting, cargo compartment, left-hand side
8/89	Solenoid, fuel tank CNG front left	10/128	Lighting, cargo compartment, right-hand side
8/90	Solenoid, fuel tank CNG front right	10/129	Front left parking light
8/111	Solenoid valve, high-pressure diesel	10/130	Front right parking light
		10/142	Front left door control module lighting
		10/143	Front right door control module lighting
9/1	Front 12V outlet		
9/2	Heated rear window		
9/12	Left seat heater		

4/7	Combustion Preheater Module (CPM)	6/73	Coolant pump, auxiliary heater
4/9	Control module, Supplemental Restraint System (SRS)	6/92	Motor, rear left power window
4/16	Brake Control Module (BCM)	6/93	Motor, rear right power window
4/28	Transmission Control Module (TCM)	6/95	Damper motor, temperature, left-hand side
4/31	Fan control module	6/96	Damper motor, temperature, right-hand side
4/33	Sunroof control module SRM	6/102	Damper motor, defroster
4/46	Engine Control Module (ECM)	6/103	Damper motor, floor/ventilation
4/50	Electronic Throttle Module (ETM)	6/105	Fuel distributor, gas
4/52	Power Seat Module (PSM)	6/114	Vacuum pump
4/56	Central Electronic Module CEM	6/120	Engine throttle body
4/58	Rear Electronic Module (REM)	7/4	Brake fluid level sensor
4/68	Steering Angle Sensor module SAS	7/5	Washer fluid level sensor
4/70	Upper Electronic Module UEM	7/6	Oil pressure sensor
4/71	Cooling fan control module	7/8	Pressure sensor, climate control system
4/76	Remote control unit for garage door opener	7/10	Interior temperature sensor
4/78	Accessory Electronic Module AEM	7/11	Outside temperature sensor
4/82	Differential Electronic Module DEM	7/12	Sun sensor, indication alarm and electronic immobilizer
4/99	Electronic power steering control module	7/15	Heated oxygen sensor
4/201	Left-hand seat heater control module	7/16	Coolant temperature sensor
4/202	Right-hand seat heater control module	7/17	Mass airflow sensor MAF
5/1	Driver Information Module (DIM)	7/23	Rear knock sensor
6/1	Windshield wiper motor	7/24	Front knock sensor
6/2	Windshield washer pump	7/25	Impulse sensor
6/3	Right-hand headlight wiper motor	7/31	Left-hand front ABS sensor
6/4	Left-hand headlight wiper motor	7/32	Right-hand front ABS sensor
6/15	Sunroof motor	7/41	Temperature sensor, evaporator
6/16	Driver seat motor, backrest angle	7/51	Accelerator pedal sensor
6/17	Driver seat motor, up/down front edge	7/56	Left-hand rear ABS sensor
6/18	Driver seat motor, up/down rear edge	7/57	Right-hand rear ABS sensor
6/19	Driver seat motor, forward/backward	7/61	Input speed sensor
6/20	Passenger seat motor, forward/backward	7/62	Output speed sensor
6/25	Starter motor	7/73	Coolant level sensor
6/26	Generator	7/74	Oil temperature sensor, automatic transmission
6/28	Motor, passenger compartment fan	7/77	Temperature sensor, intake air
6/29	Motor, electric cooling fan	7/81	Pressure sensor, intake manifold
6/33	Fuel pump	7/82	Heated oxygen sensor, diagnosis 1
6/35	Fuel pump, auxiliary heater	7/84	Tank pressure sensor
6/37	Lock motor, fuel filler flap	7/91	Steering angle sensor
6/38	Left-hand headlight level adjustment motor	7/100	Inclination Sensor Module (ISM)
6/39	Right-hand headlight adjustment motor	7/103	Heated oxygen sensor 3
6/44	Cooling fan, electrics box, engine compartment	7/104	Heated oxygen sensor 4 (diagnostic probe)
6/48	Damper motor, recirculation	7/105	Outside temperature sensor, engine control module
6/58	Motor, front left power window	7/108	Left-hand rear side impact sensor
6/60	Motor, front right power window	7/109	Right-hand rear side impact sensor
6/62	Left-hand power door mirror	7/110	Left-hand seat temperature sensor
6/63	Right-hand power door mirror	7/111	Right-hand seat temperature sensor
6/64	Passenger seat motor, backrest angle	7/115	Left-hand front side impact sensor
6/65	Passenger seat motor, up/down front edge	7/116	Right-hand front side impact sensor
6/66	Passenger seat motor, up/down rear edge	7/120	Rear left angle sensor
6/67	Pump, fuel leakage control	7/122	Mass Movement Sensor (MMS)
6/69	Damper motor, ventilation/floor/defroster	7/123	Clutch pedal sensor
6/71	Valve, speed-dependent power steering	7/124	Brake pedal sensor

10/148	Left-hand rearview mirror lighting	16/55	Left-hand front tweeter
10/149	Right-hand rearview mirror lighting	16/56	Right-hand front tweeter
10/150	Rear reading light	16/59	Antenna, remote control
10/151	Left-hand rear door switch lighting	16/60	Phone Module (PHM)
10/152	Right-hand rear door switch lighting	16/62	Hand unit, mobile phone
10/155	Recirculation switch lighting	16/63	GPS antenna, Telephone
10/156	Lighting, passenger compartment fan potentiometer	16/64	Antenna, mobile telephone
10/157	Left heater control illumination	16/65	Antenna ring/ignition switch lighting
10/158	Lighting, control for climate control	16/67	Amplifier antenna, bumper
10/159	Right heater control illumination	16/68	Antenna, bumper
10/160	Lighting, switch for heated rear window, mirrors, front seats	16/71	Window antenna amplifier, right
		16/77	Microphone, mobile telephone
		16/78	Speaker, mobile telephone
11A/no.	Main fuses in engine compartment fuse box	17/13	Data link connector
11B/no.	Fuses in engine compartment fuse box	17/17	Jump start connection
11C/no.	Fuses in passenger compartment fuse box	17/19	12V outlet, cargo compartment
11D/no.	Fuses in cargo compartment fuse box		
11E/no.	Main fuses at battery	18/4	Contact reel
15/30	Connecting rail to 15/31		
15/31	Engine compartment distribution box	20/3-8	Spark plug and ignition coil
		20/16	Capacitor
16/1	Audio Module (AUM)	20/22-26	Glow plug
16/2	Amplifier	20/27	Shunt, low beam CEM
16/3	Right-hand front door speaker	20/28	
16/4	Left-hand front door speaker	20/29	Shunt, fog light REM
16/5	Right-hand rear door speaker	20/31	Shunt, brake light REM
16/6	Left-hand rear door speaker	20/32	Shunt, indicator CEM, left
16/9	Window antenna	20/33	Shunt, parking light/tail light REM
16/10	Horn 1	20/34	Shunt, indicator CEM, right
16/11	Horn 2		
16/15	CD changer	31/no.	Ground connection
16/16	Window antenna amplifier, left	53/no.	Junction point
16/17	Left-hand speaker, rear shelf		
16/18	Right-hand speaker, rear shelf	54/no.	Connector
16/26	Central dashboard speaker		
16/35	Siren Control Module (SCM)	A1	Connecting rail to 15/31
16/36	TV receiver	C1-6	Connecting rails to 15/31
16/45	Road Traffic Information (RTI)		
16/46	Multimedia display		
16/47	GPS antenna RTI		