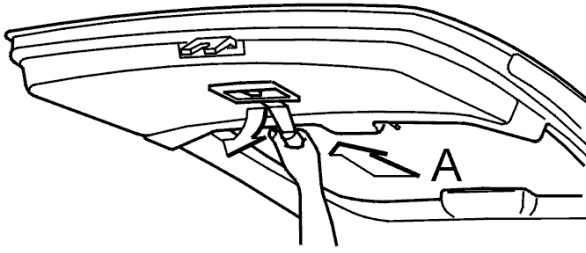


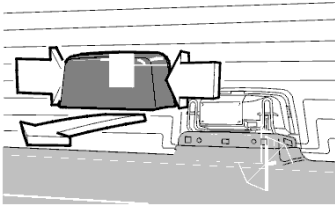
## Side piece around door opener



Tailgate (door open):

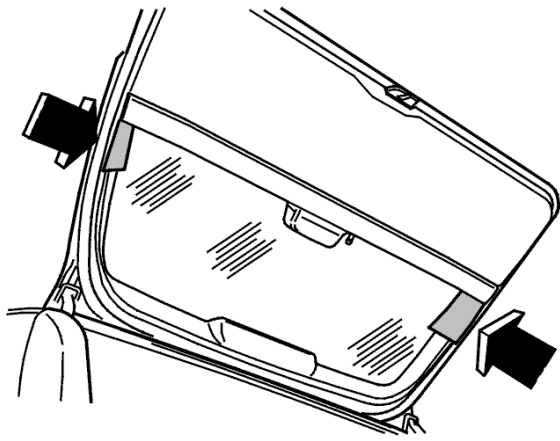
Remove the trim around the door handle by inserting a putty knife in the top of the trim and prising it downwards.

## High-level stop (brake) lamp cover

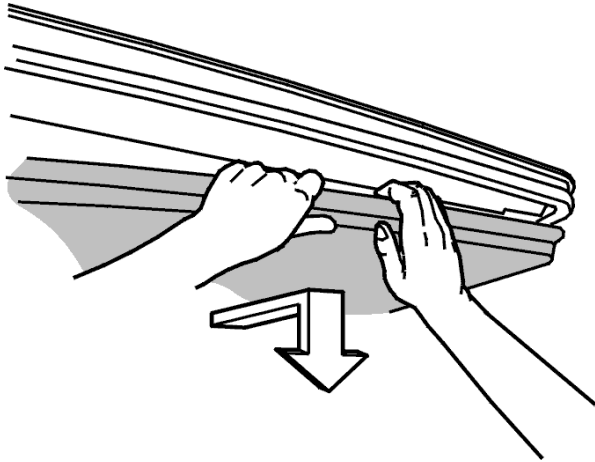


Grasp the cover with both hands and pull down and out until it comes away.


## Remove panel



Position a piece of card to protect the panel  
Push a piece of card, **approximately 180 x 100 mm**,  
between the upper and lower panel on both sides.  
This is to protect the upper panel when the lower panel  
is pushed off.

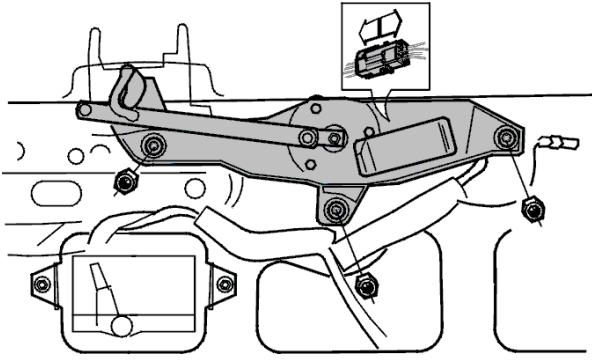


Remove the lower panel by grasping between the rubber  
strip and panel with your fingers and pulling the panel  
back and down to release the clips.  
Undo the entire lower edge of the panel.



Bend the lower edge of the panel down away from the  
tailgate.  
Knock the lower edge of the panel forwards with your  
hand to release it.  
Remove panel.

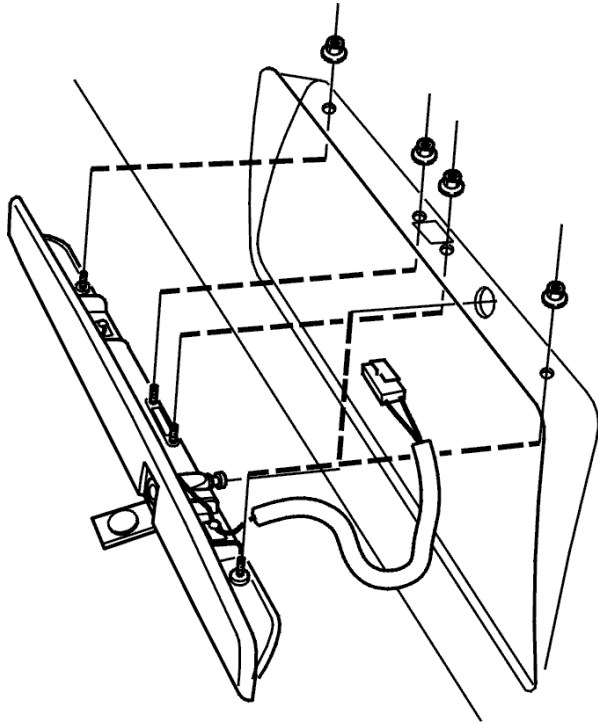
## Replacing tailgate wiper motor



### Remove:

- Wiper arm
  - Panels according to  
[Removing components in tailgate](#)  
[Removing components in tailgate](#)  
[Removing components in tailgate](#)
- Disconnect connectors.
- 3 screws
- Pull motor spindle through the glass.


## Replacing tailgate handle



### Remove:

- Panels according to [Removing components in tailgate](#)  
[Removing components in tailgate](#)  
[Removing components in tailgate](#)
- Wiper motor according to [Replacing tailgate wiper motor](#)
- Lock cylinder link rod.
- Tailgate opener link rod.
- 4 nuts.
- License plate lighting connector. Remove through tailgate.
- Handle: Ease out carefully.

## Replacing tailgate lock cylinder/cover



Carry out

Removing components in tailgate

Removing components in tailgate

Removing components in tailgate

Replacing tailgate wiper motor

and Replacing tailgate handle

**Remove:**

- Clip holding connecting rod and lock cylinder.

**Pull out:**

- Lock cylinder
- Clip holding the spindle.
- Spindle

**Install:**

In reverse order.